



LEXINGTON

**Bid 143-2022 Addendum 3
DC Elevator Company
D. C. ELEVATOR, INC.
Supplier Response**

Event Information

Number: Bid 143-2022 Addendum 3
Title: Government Center Elevator Replacement
Type: Competitive Bid
Issue Date: 11/8/2022
Deadline: 12/13/2022 02:00 PM (ET)
Notes: Please attach response in one pdf.

Contact Information

Contact: Sondra Stone
Address: Central Purchasing
Government Center Building
Room 338
200 East Main Street
Lexington, KY 40507
Phone: (859) 2583320
Fax: (859) 2583322
Email: ssstone@lexingtonky.gov

DC Elevator Company Information

Contact: Dale Howard
Address: 709 Miles Point Way
Lexington, KY 40510
Phone: (859) 254-8224
Fax: (859) 231-8740
Email: dale.howard@dcelevator.com
Web Address: www.dcelevator.com

ONLY ONLINE BIDS WILL BE ACCEPTED! By submitting your response, you certify that you are authorized to represent and bind your company and that you agree to all bid terms and conditions as stated in the attached bid/RFP/RFQ/Quote/Auction documents.

Mark Sharp

Signature

Submitted at 12/13/2022 01:26:30 PM (ET)

mark.sharp@dcelevator.com

Email

Response Attachments

EC Pixel Controller.pdf

Controller cut sheet

GAL MOVFR2.pdf

Door operator cut sheet

Hollister-Whitney Oil Buffers.pdf

Oil buffer cut sheet

Innovation Brochure.pdf

Signal fixtures cut sheet

Torin Mini Gearless Machines.pdf

Elevator machine cut sheet

Addendum #1 143-2022.pdf

Addendum #1

Addendum #2 143-2022.pdf

Addendum #2

Addendum #3 143-2022.pdf

Addendum #3

MWDBE Statement.pdf

MWDBE Statement

Proposal letter.pdf

Proposal Letter

Form of Proposal.pdf

Form of Proposal

Bid Bond for Government Center Elevator Replacement.pdf

Bid bond

Bid Lines

1	Government Center Elevator Replacement, as per specs Quantity: <u> 1 </u> UOM: <u>Lump Sum</u> Price: <input type="text" value="\$1,548,000.00"/> Total: <input type="text" value="\$1,548,000.00"/>
2	Add Alternate #1. Chair Lift Replacement. <i>(Line excluded from response total)</i> Quantity: <u> 1 </u> UOM: <u>Lump Sum</u> Price: <input type="text" value="\$352,000.00"/> Total: <input type="text" value="\$352,000.00"/>
3	Add Alternate #2. Security Access Interface. <i>(Line excluded from response total)</i> Quantity: <u> 1 </u> UOM: <u>Lump Sum</u> Price: <input type="text" value="\$97,500.00"/> Total: <input type="text" value="\$97,500.00"/>
4	Alternate #3. Elevator Cab Refurbishment. <i>(Line excluded from response total)</i> Quantity: <u> 1 </u> UOM: <u>Lump Sum</u> Price: <input type="text" value="\$105,500.00"/> Total: <input type="text" value="\$105,500.00"/>
5	Alternate #4. Elevator Cab Replacement. <i>(Line excluded from response total)</i> Quantity: <u> 1 </u> UOM: <u>Lump Sum</u> Price: <input type="text" value="\$173,000.00"/> Total: <input type="text" value="\$173,000.00"/>

Response Total: \$1,548,000.00

PART III

Invitation to Bid No. 143-2022

Government Center Elevator Replacement

1. FORM OF PROPOSAL

Place: Lexington, Kentucky

Date: _____

The following Form of Proposal shall be followed exactly in submitting a proposal for this Work.

This Proposal Submitted by _____

(Name and Address of Bidding Contractor)

(Hereinafter called "Bidder"), organized and existing under the laws of the State of _____, doing business as _____ "a corporation," "a partnership", or an "individual" as applicable.

To: Lexington-Fayette Urban County Government
(Hereinafter called "OWNER")
Office of the Director of Purchasing
200 East Main Street, 3rd Floor
Lexington, KY 40507

Gentlemen:

The Bidder, in compliance with your Invitation for Bids for the **Government Center Elevator Replacement** having examined the Plans and Specifications with related documents, having examined the site for proposed Work, and being familiar with all of the conditions surrounding the construction of the proposed Project, including the availability of materials and labor, hereby proposes to furnish all labor, materials, and supplies, and to construct the Project in accordance with the Contract Documents, within the time set forth therein, and at the lump sum and/or unit prices stated hereinafter. These prices are to cover all expenses incurred in performing the Work required under the Contract Documents, of which this proposal is a part.

The Bidder hereby acknowledges receipt of the following addenda:

Addendum No. _____ Date _____

Addendum No. _____ Date _____

Addendum No. _____ Date _____

Addendum No. _____ Date _____

Addendum No. _____ Date _____

Addendum No. _____ Date _____

Addendum No. _____ Date _____

Addendum No. _____ Date _____

Insert above the number and the date of any Addendum issued and received. If none has been issued and received, the word "NONE" should be inserted.

2. LEGAL STATUS OF BIDDER

Bidder _____

Date _____

* 1. A corporation duly organized and doing business under the laws of the State of _____, for whom _____, bearing the official title of _____, whose signature is affixed to this Bid/Proposal, is duly authorized to execute contracts.

* 2. A Partnership, all of the members of which, with addresses are: (Designate general partners as such)

* 3. An individual, whose signature is affixed to this Bid/Proposal (please print name)

*(The Bidder shall fill out the appropriate form and strike out the other two.)

3.

BIDDERS AFFIDAVIT

Comes the Affiant, Mark Sharp, and after being first duly sworn, states under penalty of perjury as follows:

1. His/her name is Mark Sharp and he/she is the individual submitting the bid or is the authorized representative of DC Elevator Company, the entity submitting the bid (hereinafter referred to as "Bidder").
2. Bidder will pay all taxes and fees, which are owed to the Lexington-Fayette Urban County Government at the time the bid is submitted, prior to award of the contract and will maintain a "current" status in regard to those taxes and fees during the life of the contract.
3. Bidder will obtain a Lexington-Fayette Urban County Government business license, if applicable, prior to award of the contract.
4. Bidder has authorized the Division of Central Purchasing to verify the above-mentioned information with the Division of Revenue and to disclose to the Urban County Council that taxes and/or fees are delinquent or that a business license has not been obtained.
5. Bidder has not knowingly violated any provision of Chapter 25 of the Lexington-Fayette Urban County Government Code of Ordinances, known as the "Ethics Act."
6. Bidder acknowledges that "knowingly" for purposes of this Affidavit means, with respect to conduct or to circumstances described by a statute or ordinance defining an offense, that a person is aware or should have been aware that his conduct is of that nature or that the circumstance exists.

Mark Sharp
 Signature
Project Manager
 Title

Mark Sharp
 Printed Name
11-29-2022
 Date

Company Name DC Elevator Company

Address 709 Miles Point Way, Lexington, KY 40510

Subscribed and sworn to before me by Mark Sharp
 (Affiant)

Project Manager
 (Title)

of DC Elevator this 2nd day of December 2022.
 (Company Name)

Victoria Perry
 Notary Public
 [seal of notary]

My commission expires: 3/14/2025



4. BID SCHEDULE – SCHEDULE OF VALUES

The Bidder agrees to perform all the Work described in the Specifications and shown on the Plans for the following proposed lump sum and/or unit prices, if applicable, which shall include the furnishing of all labor, materials, supplies, equipment and/or vehicle usage, services, all items of cost, overhead, taxes (federal, state, local), and profit for the Contractor and any Subcontractor involved, within the time set forth herein. If unit prices are applicable, Bidder must make the extensions and additions showing the total amount of bid.

Form of proposal must include unit bid prices written in words, unit price written in numbers and total amount bid (unit price x quantity) per line item OR bid may be considered non-responsive. In case of price discrepancy, unit bid price written in words will prevail followed by unit price written in numbers then total amount bid per line item.

If a discrepancy between the unit price and the item total exists, the unit price prevails except: If the unit price is illegible, omitted, or the same as the item total, item total prevails and the unit price is the quotient of the item total and the quantity.

If the unit price and the item total are illegible or are omitted, the bid may be determined nonresponsive. If a lump sum total price is illegible or is omitted, the bid may be determined nonresponsive.

For a unit price based bid, the sum of the item totals is the bid amount the Division uses for bid comparison.

The LFUCG's decision on the bid amount is final.

Enter pricing in Line Items tab in IonWave. Page P-7 must be fully executed, signed, and attached to the bid submittal in IonWave or your bid WILL be considered non-responsive.

BID ITEM NO.	UNIT DESCRIPTION	UNIT	QUANTITY
1	Government Center Elevator Replacement	LS	1
2	Add Alternate #1. Chair Lift Replacement	LS	1
3	Add Alternate #2. Security Access Interface	LS	1
4	Add Alternate #3. Elevator Cab Refurbishment	LS	1
5	Add Alternate #4. Elevator Cab Replacement	LS	1

Submitted by:

DC Elevator Company

Firm

709 Miles Point Way

Address

Lexington, KY 40510

City, State & Zip

**Bid must be signed:
(original signature)**

 *Project Manager*
Signature of Authorized Company Representative – Title

Mark Sharp

Representative/s Name (Typed or Printed)

859-254-8224

Area Code – Phone – Fax #

mark.sharp@dcelevator.com

E-Mail Address

OFFICIAL ADDRESS:

DC Elevator Company

709 Miles Point Way

Lexington, KY 40510

(Seal if Bid is by Corporation)

By signing this form you agree to ALL terms, conditions, and associated forms in this bid package

5. **STATEMENT OF BIDDER'S QUALIFICATIONS**

The following statement of the Bidder's qualifications is required to be filled in, executed, and submitted with the Proposal:

1. Name of Bidder: _____

2. Permanent Place of Business: _____

3. When Organized: _____

4. Where Incorporated: _____

5. Construction Plant and Equipment Available for this Project:

(Attach Separate Sheet If Necessary)

6. Financial Condition:


If specifically requested by the OWNER, the apparent low Bidder is required to submit its latest three (3) years audited financial statements to the OWNER'S Division of Central Purchasing within seven (7) calendar days following the bid opening.

7. In the event the Contract is awarded to the undersigned, surety bonds will be furnished by:

Atlantic Specialty Insurance Company, 605 Highway 169 North, Suite 800, Plymouth, MN 55441 (Surety)

Signed: Tammy Masterson (Representative of Surety)
Tammy Masterson, Attorney-In-Fact

Our decision to provide Surety Bonds for DC Elevator, Inc. will be based on current underwriting factors at the time the bonds are requested and would include considerations such as acceptable contract terms and bond forms, confirmation of satisfactory financing, and a favorable review of current underwriting information. Our consideration and issuance of bonds is a matter between DC Elevator, Inc. and ourselves, and we do not assume any liability to you or any third party.



8. The following is a list of similar projects performed by the Bidder: (Attach separate sheet if necessary).

<u>NAME</u>	<u>LOCATION</u>	<u>CONTRACT SUM</u>
_____	_____	_____
_____	_____	_____
_____	_____	_____
_____	_____	_____
_____	_____	_____

9. The Bidder has now under contract and bonded the following projects:

<u>NAME</u>	<u>LOCATION</u>	<u>CONTRACT SUM</u>
_____	_____	_____
_____	_____	_____
_____	_____	_____
_____	_____	_____
_____	_____	_____

10. List Key Bidder Personnel who will work on this Project.

<u>NAME</u>	<u>POSITION DESCRIPTION</u>	<u>NO. OF YEARS WITH BIDDER</u>
_____	_____	_____
_____	_____	_____
_____	_____	_____
_____	_____	_____
_____	_____	_____

11. DBE Participation on current bonded projects under contract:

<u>SUBCONTRACTORS</u> <u>(LIST)</u>	<u>PROJECT</u> <u>(SPECIFIC TYPE)</u>	<u>DBE</u>	<u>% of WORK</u>
_____	_____	_____	_____
_____	_____	_____	_____
_____	_____	_____	_____
_____	_____	_____	_____
_____	_____	_____	_____
_____	_____	_____	_____
_____	_____	_____	_____
_____	_____	_____	_____
_____	_____	_____	_____

(USE ADDITIONAL SHEETS IF NECESSARY)

12. We acknowledge that, if we are the apparent low Bidder, we will submit to the OWNER within 7 calendar days following the Bid Opening, a sworn statement on the OWNER'S form regarding all current work on hand and under contract, and a statement on the OWNER'S form of the experience of our officers, office management and field management personnel. Additionally, if requested by the OWNER, we will within 7 days following the request submit audited financial statements and loss history for insurance claims for the 3 most recent years (or a lesser period stipulated by the OWNER)—all in accordance with the Bid Documents.

Respectfully submitted:

DC Elevator Company

(Name of Contracting Firm)

BY:  Mark Sharp

TITLE: Project Manager

DATE 12-13-2022

6. LIST OF PROPOSED SUBCONTRACTORS

The following list of proposed subcontractors is required by the OWNER to be executed, completed and submitted with the BIDDER'S FORM OF PROPOSAL. All subcontractors are subject to approval of the Lexington-Fayette Urban County Government. Failure to submit this list completely filled out may be cause for rejection of bid.

<u>BRANCH OF WORK-LIST</u>	<u>DBE</u> Work	% of <u>EACH MAJOR ITEM</u>
-----------------------------------	----------------------------------	------------------------------------

LIST OF MATERIALS/ SUPPLIERS

Bidders are hereby advised that this list must be complete and submitted with the Bid. Cut sheets for all mechanical system must be included with bid submittal.

Listing "as per plans and specifications", will not be considered as sufficient identification. Where more than one "Make or Brand" is listed for any one item, the Owner has the right to select the one to be used.

Item

Brand Name, Manufacturer and/or Supplier

7. **Lexington-Fayette Urban County Government** **MWDBE PARTICIPATION GOALS**

A. GENERAL

- 1) The LFUCG request all potential contractors to make a concerted effort to include Minority-Owned (MBE), Woman-Owned (WBE), Disadvantaged (DBE) Business Enterprises and Veteran-Owned Small Businesses (VOSB) as subcontractors or suppliers in their bids.
- 2) Toward that end, the LFUCG has established 10% of total procurement costs as a Goal for participation of Minority-Owned, Woman-Owned and Disadvantaged Businesses on this contract.
- 3) **It is therefore a request of each Bidder to include in its bid, the same goal (10%) for MWDBE participation and other requirements as outlined in this section.**
- 4) The LFUCG has also established a 3% of total procurement costs as a Goal for participation for of Veteran-Owned Businesses.
- 5) **It is therefore a request of each Bidder to include in its bid, the same goal (3%) for Veteran-Owned participation and other requirements as outlined in this section.**

B. PROCEDURES

- 1) The successful bidder will be required to report to the LFUCG, the dollar amounts of all payments submitted to Minority-Owned, Woman-Owned or Veteran-Owned subcontractors and suppliers for work done or materials purchased for this contract. (See Subcontractor Monthly Payment Report)
- 2) Replacement of a Minority-Owned, Woman-Owned or Veteran-Owned subcontractor or supplier listed in the original submittal must be requested in writing and must be accompanied by documentation of Good Faith Efforts to replace the subcontractor / supplier with another MWDBE Firm; this is subject to approval by the LFUCG. (See LFUCG MWDBE Substitution Form)
- 3) For assistance in identifying qualified, certified businesses to solicit for potential contracting opportunities, bidders may contact:
 - a) The Lexington-Fayette Urban County Government, Division of Central Purchasing (859-258-3320)
- 4) The LFUCG will make every effort to notify interested MWDBE and Veteran-Owned subcontractors and suppliers of each Bid Package, including information on the scope of work, the pre-bid meeting time and location, the bid date, and all other pertinent information regarding the project.

C. DEFINITIONS

- 1) A Minority-Owned Business Enterprise (MBE) is defined as a business which is certified as being at least 51% owned, managed and controlled by persons of African American, Hispanic, Asian, Pacific Islander, American Indian or Alaskan Native Heritage.
- 2) A Woman-Owned Business Enterprise (WBE) is defined as a business which is certified as

being at least 51% owned, managed and controlled by one or more women.

- 3) A Disadvantaged Business (DBE) is defined as a business which is certified as being at least 51% owned, managed and controlled by a person(s) that are economically and socially disadvantaged.
- 4) A Veteran-Owned Small Business (VOSB) is defined as a business which is certified as being at least 51% owned, managed and controlled by a veteran and/or a service disabled veteran.
- 5) Good Faith Efforts are efforts that, given all relevant circumstances, a bidder or proposer actively and aggressively seeking to meet the goals, can reasonably be expected to make. In evaluating good faith efforts made toward achieving the goals, whether the bidder or proposer has performed the efforts outlined in the Obligations of Bidder for Good Faith Efforts outlined in this document will be considered, along with any other relevant factors.

D. OBLIGATION OF BIDDER FOR GOOD FAITH EFFORTS

- 1) **The bidder shall make a Good Faith Effort to achieve the Participation Goal for MWDBE and Veteran-Owned subcontractors/suppliers. The failure to meet the goal shall not necessarily be cause for disqualification of the bidder; however, bidders not meeting the goal are required to furnish with their bids written documentation of their Good Faith Efforts to do so.**
- 2) Award of Contract shall be conditioned upon satisfaction of the requirements set forth herein.
- 3) The Form of Proposal includes a section entitled “MWDBE Participation Form”. The applicable information must be completed and submitted as outlined below.
- 4) **Failure to submit this information as requested may be cause for rejection of bid or delay in contract award.**

E. DOCUMENTATION REQUIRED FOR GOOD FAITH EFFORTS

- 1) Bidders reaching the Goal are required to submit only the MWDBE Participation Form.” The form must be fully completed including names and telephone number of participating MWDBE firm(s); type of work to be performed; estimated value of the contract and value expressed as a percentage of the total Lump Sum Bid Price. The form must be signed and dated, and is to be submitted with the bid.
- 2) Bidders not reaching the Goal must submit the “MWDBE Participation Form”, the “Quote Summary Form” and a written statement documenting their Good Faith Effort to do so. If bid includes no MWDBE and/or Veteran participation, bidder shall enter “None” on the subcontractor / supplier form). In addition, the bidder must submit written proof of their Good Faith Efforts to meet the Participation Goal:
 - a. Advertised opportunities to participate in the contract in at least two (2) publications of general circulation media; trade and professional association publications; small and minority business or trade publications; and publications or trades targeting minority, women and disadvantaged businesses not less than fifteen (15) days prior to the deadline for submission

- of bids to allow MWDBE firms and Veteran-Owned businesses to participate.
- b. Included documentation of advertising in the above publications with the bidders good faith efforts package
 - c. Attended LFUCG Central Purchasing Economic Inclusion Outreach event
 - d. Attended pre-bid meetings that were scheduled by LFUCG to inform MWDBEs and/or Veteran-Owned businesses of subcontracting opportunities
 - e. Sponsored Economic Inclusion event to provide networking opportunities for prime contractors and MWDBE firms and Veteran-Owned businesses.
 - f. Requested a list of MWDBE and/or Veteran subcontractors or suppliers from LFUCG and showed evidence of contacting the companies on the list(s).
 - g. Contacted organizations that work with MWDBE companies for assistance in finding certified MWDBE firms and Veteran-Owned businesses to work on this project. Those contacted and their responses should be a part of the bidder's good faith efforts documentation.
 - h. Sent written notices, by certified mail, email or facsimile, to qualified, certified MWDBEs and/or Veteran-Owned businesses soliciting their participation in the contract not less than seven (7) days prior to the deadline for submission of bids to allow them to participate effectively.
 - i. Followed up initial solicitations by contacting MWDBEs and Veteran-Owned Businesses to determine their level of interest.
 - j. Provided the interested MWDBE firm and/or Veteran-Owned business with adequate and timely information about the plans, specifications, and requirements of the contract.
 - k. Selected portions of the work to be performed by MWDBE firms and/or Veteran-Owned businesses in order to increase the likelihood of meeting the contract goals. This includes, where appropriate, breaking out contract work items into economically feasible units to facilitate MWDBE and Veteran participation, even when the prime contractor may otherwise perform these work items with its own workforce
 - l. Negotiated in good faith with interested MWDBE firms and Veteran-Owned businesses not rejecting them as unqualified without sound reasons based on a thorough investigation of their capabilities. Any rejection should be so noted in writing with a description as to why an agreement could not be reached.
 - m. Included documentation of quotations received from interested MWDBE firms and Veteran-Owned businesses which were not used due to uncompetitive pricing or were rejected as unacceptable and/or copies of responses from firms indicating that they would not be submitting a bid.

n. Bidder has to submit sound reasons why the quotations were considered unacceptable. The fact that the bidder has the ability and/or desire to perform the contract work with its own forces will not be considered a sound reason for rejecting a MWDBE and/or Veteran-Owned business's quote. Nothing in this provision shall be construed to require the bidder to accept unreasonable quotes in order to satisfy MWDBE and Veteran goals.

o. Made an effort to offer assistance to or refer interested MWDBE firms and Veteran-Owned businesses to obtain the necessary equipment, supplies, materials, insurance and/or bonding to satisfy the work requirements of the bid proposal

p. Made efforts to expand the search for MWBE firms and Veteran-Owned businesses beyond the usual geographic boundaries.

q. Other--any other evidence that the bidder submits which may show that the bidder has made reasonable good faith efforts to include MWDBE and Veteran participation.

Note: Failure to submit any of the documentation requested in this section may be cause for rejection of bid. Bidders may include any other documentation deemed relevant to this requirement which is subject to review by the MBE Liaison. Documentation of Good Faith Efforts must be submitted with the Bid, if the participation Goal is not met.



MINORITY BUSINESS ENTERPRISE PROGRAM

Sherita Miller, MPA
Minority Business Enterprise Liaison
Division of Central Purchasing
Lexington-Fayette Urban County Government
200 East Main Street
Lexington, KY 40507
smiller@lexingtonky.gov
859-258-3323

OUR MISSION: The mission of the Minority Business Enterprise Program is to facilitate the full participation of minority and women owned businesses in the procurement process and to promote economic inclusion as a business imperative essential to the long term economic viability of Lexington-Fayette Urban County Government.

To that end the city council adopted and implemented Resolution 484-2017 – A Certified Minority, Women and Disadvantaged Business Enterprise ten percent (10%) minimum goal and a three (3%) minimum goal for Certified Veteran-Owned Small Businesses and Certified Service Disabled Veteran – Owned Businesses for government contracts.

The resolution states the following definitions shall be used for the purposes of reaching these goals (a full copy is available in Central Purchasing):

Certified Disadvantaged Business Enterprise (DBE) – a business in which at least fifty-one percent (51%) is owned, managed and controlled by a person(s) who is socially and economically disadvantaged as defined by 49 CFR subpart 26.

Certified Minority Business Enterprise (MBE) – a business in which at least fifty-one percent (51%) is owned, managed and controlled by an ethnic minority (i.e. African American, Asian American/Pacific Islander, Hispanic Islander, Native American/Native Alaskan Indian) as defined in federal law or regulation as it may be amended from time-to-time.

Certified Women Business Enterprise (WBE) – a business in which at least fifty-one percent (51%) is owned, managed and controlled by a woman.

Certified Veteran-Owned Small Business (VOSB) – a business in which at least fifty-one percent (51%) is owned, managed and controlled by a veteran who served on active duty with the U.S. Army, Air Force, Navy, Marines or Coast Guard.

Certified Service Disabled Veteran Owned Small Business (SDVOSB) – a business in which at least fifty-one percent (51%) is owned, managed and controlled by a disabled veteran who served on active duty with the U.S. Army, Air Force, Navy, Marines or Coast Guard.

The term “Certified” shall mean the business is appropriately certified, licensed, verified, or validated by an organization or entity recognized by the Division of Purchasing as having the appropriate credentials to make a determination as to the status of the business.

To comply with Resolution 484-2017, prime contractors and minority, women and veteran owned businesses must

enroll in the new Diverse Business Management Compliance system, <https://lexingtonky.diversitycompliance.com/>

We have compiled the list below to help you locate certified MBE, WBE and DBE certified businesses. Below is a listing of contacts for LFUCG Certified MWDBEs and Veteran-Owned Small Businesses in <https://lexingtonky.ionwave.net>

Business	Contact	Email Address	Phone
LFUCG	Sherita Miller	smiller@lexingtonky.gov	859-258-3323
Commerce Lexington – Minority Business Development	Tyrone Tyra	ttyra@commercelexington.com	859-226-1625
Tri-State Minority Supplier Diversity Council	Susan Marston	smarston@tsmsdc.com	502-365-9762
Small Business Development Council	Shawn Rogers UK SBDC	shawn.rogers@uky.edu	859-257-7666
Community Ventures Corporation	Phyllis Alcorn	palcorn@cvky.org	859-231-0054
KY Transportation Cabinet (KYTC)	Melvin Bynes	Melvin.bynes2@ky.gov	502-564-3601
KYTC Pre-Qualification	Shella Eagle	Shella.Eagle@ky.gov	502-782-4815
Ohio River Valley Women’s Business Council (WBENC)	Sheila Mixon	smixon@orwbc.org	513-487-6537
Kentucky MWBE Certification Program	Yvette Smith, Kentucky Finance Cabinet	Yvette.Smith@ky.gov	502-564-8099
National Women Business Owner’s Council (NWBOC)	Janet Harris-Lange	janet@nwbo.org	800-675-5066
Small Business Administration	Robert Coffey	robertcoffey@sba.gov	502-582-5971
LaVoz de Kentucky	Andres Cruz	lavozydeky@yahoo.com	859-621-2106
The Key News Journal	Patrice Muhammad	production@keynewsjournal.com	859-685-8488



LFUCG MWDBE PARTICIPATION FORM

Bid/RFP/Quote Reference # _____

The MWDBE and/or veteran subcontractors listed have agreed to participate on this Bid/RFP/Quote. If any substitution is made or the total value of the work is changed prior to or after the job is in progress, it is understood that those substitutions must be submitted to Central Purchasing for approval immediately. **Failure to submit a completed form may cause rejection of the bid.**

MWDBE Company, Name, Address, Phone, Email	MBE WBE or DBE	Work to be Performed	Total Dollar Value of the Work	% Value of Total Contract
1.				
2.				
3.				
4.				

The undersigned company representative submits the above list of MWDBE firms to be used in accomplishing the work contained in this Bid/RFP/Quote. Any misrepresentation may result in the termination of the contract and/or be subject to applicable Federal and State laws concerning false statements and false claims.

Company

Company Representative

Date

Title



MWDBE QUOTE SUMMARY FORM

Bid/RFP/Quote Reference # _____

The undersigned acknowledges that the minority and/or veteran subcontractors listed on this form did submit a quote to participate on this project. Failure to submit this form may cause rejection of the bid.

Company Name	Contact Person
Address/Phone/Email	Bid Package / Bid Date

MWDBE Company Address	Contact Person	Contact Information (work phone, Email, cell)	Date Contacted	Services to be performed	Method of Communication (email, phone meeting, ad, event etc)	Total dollars \$\$ Do Not Leave Blank (Attach Documentation)	MBE * AA HA AS NA Female	Veteran

(MBE designation / AA=African American / HA= Hispanic American/AS = Asian American/Pacific Islander/ NA= Native American)

The undersigned acknowledges that all information is accurate. Any misrepresentation may result in termination of the contract and/or be subject to applicable Federal and State laws concerning false statements and claims.

Company

Company Representative

Date

Title

LFUCG STATEMENT OF GOOD FAITH EFFORTS

Bid/RFP/Quote # _____

By the signature below of an authorized company representative, we certify that we have utilized the following Good Faith Efforts to obtain the maximum participation by MWDBE and Veteran-Owned business enterprises on the project and can supply the appropriate documentation.

_____ Advertised opportunities to participate in the contract in at least two (2) publications of general circulation media; trade and professional association publications; small and minority business or trade publications; and publications or trades targeting minority, women and disadvantaged businesses not less than fifteen (15) days prior to the deadline for submission of bids to allow MWDBE firms and Veteran-Owned businesses to participate.

_____ Included documentation of advertising in the above publications with the bidders good faith efforts package

_____ Attended LFUCG Central Purchasing Economic Inclusion Outreach event

_____ Attended pre-bid meetings that were scheduled by LFUCG to inform MWDBEs and/or Veteran-Owned Businesses of subcontracting opportunities

_____ Sponsored Economic Inclusion event to provide networking opportunities for prime contractors and MWDBE firms and Veteran-Owned businesses

_____ Requested a list of MWDBE and/or Veteran subcontractors or suppliers from LFUCG and showed evidence of contacting the companies on the list(s).

_____ Contacted organizations that work with MWDBE companies for assistance in finding certified MWDBE firms and Veteran-Owned businesses to work on this project. Those contacted and their responses should be a part of the bidder's good faith efforts documentation.

_____ Sent written notices, by certified mail, email or facsimile, to qualified, certified MWDBEs soliciting their participation in the contract not less than seven (7) days prior to the deadline for submission of bids to allow them to participate effectively.

_____ Followed up initial solicitations by contacting MWDBEs and Veteran-Owned businesses to determine their level of interest.

_____ Provided the interested MWDBE firm and/or Veteran-Owned business with adequate and timely information about the plans, specifications, and requirements of the contract.

_____ Selected portions of the work to be performed by MWDBE firms and/or Veteran-Owned businesses in order to increase the likelihood of meeting the contract goals. This includes, where appropriate, breaking out contract work items into economically feasible units to facilitate MWDBE and Veteran participation,

even when the prime contractor may otherwise perform these work items with its own workforce

_____ Negotiated in good faith with interested MWDBE firms and Veteran-Owned businesses not rejecting them as unqualified without sound reasons based on a thorough investigation of their capabilities. Any rejection should be so noted in writing with a description as to why an agreement could not be reached.

_____ Included documentation of quotations received from interested MWDBE firms and Veteran-Owned businesses which were not used due to uncompetitive pricing or were rejected as unacceptable and/or copies of responses from firms indicating that they would not be submitting a bid.

_____ Bidder has to submit sound reasons why the quotations were considered unacceptable. The fact that the bidder has the ability and/or desire to perform the contract work with its own forces will not be considered a sound reason for rejecting a MWDBE and/or Veteran-Owned business's quote. Nothing in this provision shall be construed to require the bidder to accept unreasonable quotes in order to satisfy MWDBE and Veteran goals.

_____ Made an effort to offer assistance to or refer interested MWDBE firms and Veteran-Owned businesses to obtain the necessary equipment, supplies, materials, insurance and/or bonding to satisfy the work requirements of the bid proposal

_____ Made efforts to expand the search for MWBE firms and Veteran-Owned businesses beyond the usual geographic boundaries.

_____ Other--any other evidence that the bidder submits which may show that the bidder has made reasonable good faith efforts to include MWDBE **and Veteran participation.**

NOTE: Failure to submit any of the documentation requested in this section may be cause for rejection of bid. Bidders may include any other documentation deemed relevant to this requirement which is subject to approval by the MBE Liaison. Documentation of Good Faith Efforts must be submitted with the Bid, if the participation Goal is not met.

The undersigned acknowledges that all information is accurate. Any misrepresentations may result in termination of the contract and/or be subject to applicable Federal and State laws concerning false statements and claims.

Company

Mark A. Sharp

Company Representative

Date

Title

8. AUTHENTICATION OF BID AND STATEMENT OF NON-COLLUSION, NON-CONFLICT OF INTEREST

I hereby swear (or affirm) under the penalty for false swearing:

1. That I am the Bidder (if the Bidder is an individual), a partner of the Bidder (if the Bidder is a partnership), or an officer or employee of the bidding corporation having authority to sign on its behalf (if the Bidder is a corporation);
2. That the attached bid has been arrived at by the Bidder independently, and has been submitted without collusion with, and without any agreement, understanding or planned common course of action, with any other contractor, vendor of materials, supplies, equipment or services described in the Invitation to Bid, designed to limit independent bidding or competition;
3. That the contents of the bid or bids have not been communicated by the Bidder or its employees or agents to any person not an employee or agent of the Bidder or its surety on any bond furnished, with the bid or bids, and will not be communicated to any such person, prior to the official opening of the bid or bids;
4. That the Bidder is legally entitled to enter into the contracts with the Lexington-Fayette Urban County Government, and is not in violation of any prohibited conflict of interest;
5. (Applicable to corporation only) That as a foreign corporation, we are registered with the Secretary of State, Commonwealth of Kentucky, and authorized to do business in the State _____ or, that as a domestic corporation, we are in good standing with the Secretary of State, Commonwealth of Kentucky _____. Check the statement applicable.
6. This offer is for 60 calendar days from the date this bid is opened. In submitting the above, it is expressly agreed that, upon proper acceptance by the Lexington-Fayette Urban County Government of any or all items bid above, a contract shall thereby be created with respect to the items accepted.
7. That I have fully informed myself regarding the accuracy of the statements made in this statement.
8. That I certify that Subcontractors have not and will not be awarded to any firm(s) that have been debarred from noncompliance with the Federal Labor Standards, Title VI of the Civil Rights Act of 1964 As Amended, Executive Order 11246 As Amended or any other Federal Law.

9. STATEMENT OF EXPERIENCE

NAME OF INDIVIDUAL: _____

POSITION/TITLE: _____

STATEMENT OF EXPERIENCE: _____

NAME OF INDIVIDUAL: _____

POSITION/TITLE: _____

STATEMENT OF EXPERIENCE: _____

NAME OF INDIVIDUAL: _____

POSITION/TITLE: _____

STATEMENT OF EXPERIENCE: _____

NAME OF INDIVIDUAL: _____

POSITION/TITLE: _____

STATEMENT OF EXPERIENCE: _____

NAME OF INDIVIDUAL: _____

POSITION/TITLE: _____

STATEMENT OF EXPERIENCE: _____

NAME OF INDIVIDUAL: _____

POSITION/TITLE: _____

STATEMENT OF EXPERIENCE: _____

* Include all officers, office management's, Affirmative Action officials, and field management personnel. (Attach separate sheets if necessary.)

10. EQUAL OPPORTUNITY AGREEMENT

Standard Title VI Assurance

The Lexington Fayette-Urban County Government, (hereinafter referred to as the “Recipient”) hereby agrees that as a condition to receiving any Federal financial assistance from the U.S. Department of Transportation, it will comply with Title VI of the Civil Rights Act of 1964, 78Stat.252, 42 U.S.C. 2000d-4 (hereinafter referred to as the “Act”), and all requirements imposed by or pursuant to Title 49, Code of Federal Regulations, U.S. Department of Transportation, Subtitle A, Office of the Secretary, (49 CFR, Part 21) Nondiscrimination in Federally Assisted Program of the Department of Transportation – Effectuation of Title VI of the Civil Rights Act of 1964 (hereinafter referred to as the “Regulations”) and other pertinent directives, no person in the United States shall, on the grounds of race, color, national origin, sex, age (over 40), religion, sexual orientation, gender identity, veteran status, or disability be excluded from participation in, be denied the benefits of, or be otherwise subjected to discrimination under any program or activity for which the Recipient receives Federal financial assistance from the U.S. Department of Transportation, including the Federal Highway Administration, and hereby gives assurance that will promptly take any necessary measures to effectuate this agreement. This assurance is required by subsection 21.7(a) (1) of the Regulations.

The Law

- * Title VII of the Civil Rights Act of 1964 (amended 1972) states that it is unlawful for an employer to discriminate in employment because of race, color, religion, sex, age (40-70 years) or national origin.
- * Executive Order No. 11246 on Nondiscrimination under Federal contract prohibits employment discrimination by contractor and subcontractor doing business with the Federal Government or recipients of Federal funds. This order was later amended by Executive Order No. 11375 to prohibit discrimination on the basis of sex.
- * Section 503 of the Rehabilitation Act of 1973 States:
The Contractor will not discriminate against any employee or applicant for employment because of physical or mental handicap.
- * Section 2012 of the Vietnam Era Veterans Readjustment Act of 1973 requires Affirmative Action on behalf of disabled veterans and veterans of the Vietnam Era by contractors having Federal Contracts.
- * Section 206 (A) of Executive Order 12086, Consolidation of Contract Compliance Functions for Equal Employment Opportunity, states:
The Secretary of Labor may investigate the employment practices of any Government contractor or sub-contractor to determine whether or not the contractual provisions specified in Section 202 of this order have been violated.

The Lexington-Fayette Urban County Government practices Equal Opportunity in recruiting, hiring and promoting. It is the Government's intent to affirmatively provide employment opportunities for those individuals who have previously not been allowed to enter into the mainstream of society. Because of its importance to the local Government, this policy carries the full endorsement of the Mayor, Commissioners, Directors, and all supervisory personnel. In

following this commitment to Equal Employment Opportunity and because the Government is the benefactor of the Federal funds, it is both against the Urban County Government policy and illegal for the Government to let contracts to companies which knowingly or unknowingly practice discrimination in their employment practices. Violation of the above mentioned ordinances may cause a contract to be canceled and the contractor may be declared ineligible for future consideration.

Please sign this statement in the appropriate space acknowledging that you have read and understand the provisions contained herein. Return this document as part of your application packet.

Bidders

I/We agree to comply with the Civil Rights Laws listed above that govern employment rights of minorities, women, Vietnam veterans, handicapped, and aged persons.



Signature

DC Elevator Company

Name of Business

The Entity (regardless of whether construction contractor, non-construction contractor or supplier) agrees to provide equal opportunity in employment for all qualified persons, to prohibit discrimination in employment because of race, color, religion, sex (including pregnancy, sexual orientation or gender identity), national origin, disability, age, genetic information, political affiliation, or veteran status, and to promote equal employment through a positive, continuing program from itself and each of its sub-contracting agents. This program of equal employment opportunity shall apply to every aspect of its employment policies and practices.

The Kentucky equal Employment Opportunity Act of 1978 (KRS 45.560-45.640) requires that any count, city, town, school district, water district, hospital district, or other political subdivision of the state shall include in directly or indirectly publicly funded contracts for supplies, materials, services, or equipment hereinafter entered into the following provisions:

During the performance of this contract, the contractor agrees as follows:

- (1) *The contractor will not discriminate against any employee or applicant for employment because of race, color, religion, sex, age or national origin;*
- (2) *The contractor will state in all solicitations or advertisements for employees placed by or on behalf of the contractors that all qualified applicants will receive consideration for employment without regard to race, color, religion, sex, age or national origin;*
- (3) *The contract will post notices in conspicuous places, available to employees and applicants for employment, setting forth the provisions of the non-discrimination clauses required by this section; and*
- (4) *The contractor will send a notice to each labor union or representative of workers with which he has a collective bargaining agreement or other contract or understanding advising the*

labor union or workers' representative of the contractor's commitments under the nondiscrimination clauses.

The Act further provides:

KRS 45.610. Hiring minorities – Information required

- (1) *For the length of the contract, each contractor shall hire minorities from other sources within the drawing area, should the union with which he has collective bargaining agreements be unwilling to supply sufficient minorities to satisfy the agreed upon goals and timetable.*
- (2) *Each contractor shall, for the length of the contract, furnish such information as required by KRS 45.560 to KRS 45.640 and by such rules, regulations and orders issued pursuant thereto and will permit access to all books and records pertaining to his employment practices and work sites by the contracting agency and the department for purposes of investigation to ascertain compliance with KRS 45.560 to 45.640 and such rules, regulations and orders issued pursuant thereto.*

KRS 45.620. Action against contractor – Hiring of minority contractor or subcontractor

- (1) *If any contractor is found by the department to have engaged in an unlawful practice under this chapter during the course of performing under a contract or subcontract covered under KRS 45.560 to 45.640, the department shall so certify to the contracting agency and such certification shall be binding upon the contracting agency unless it is reversed in the course of judicial review.*
- (2) *If the contractor is found to have committed an unlawful practice under KRS 45.560 to 45.640, the contracting agency may cancel or terminate the contract, conditioned upon a program for future compliance approved by the contracting agency and the department. The contracting agency may declare such a contractor ineligible to bid on further contracts with that agency until such time as the contractor complies in full with the requirements of KRS 45.560 – 45.640.*
- (3) *The equal employment provisions of KRS 45.560 to 45.640 may be met in part by a contractor by subcontracting to a minority contractor or subcontractor. For the provisions of KRS 45.560 to 45.640, a minority contractor or subcontractor shall mean a business that is owned and controlled by one or more persons disadvantaged by racial or ethnic circumstances.*

KRS 45.630 Termination of existing employee not required, when

Any provision of KRS 45.560 to 45.640 notwithstanding, no contractor shall be required to terminate an existing employee upon proof that that employee was employed prior to the date of the contract.

KRS 45.640 Minimum skills

Nothing in KRS 45.560 to 45.640 shall require a contractor to hire anyone who fails to demonstrate the minimum skills required to perform a particular job.

It is recommended that all of the provisions quoted above to be included as special conditions in each contract. In the case of a contract exceeding \$250,000, the contractor is required to furnish evidence that his work-force in Kentucky is representative of the available work-force in the area from which he draws employees, or to supply an Affirmative Action plan which will achieve such representation during the life of the contract.

11. **EQUAL EMPLOYMENT OPPORTUNITY AFFIRMATIVE ACTION POLICY**

It is the policy of _____
to assure that all applicants for employment and all employees are treated on a fair and equitable basis without regard to their race, religion, sex, color, handicap, natural origin or age.

Such action shall include employment, promotion, demotion, recruitment or recruitment advertising, layoff or termination, rates of pay and other forms of compensation, and selection for training, whether apprenticeship and/or on-the-job-training.

Furthermore, this company agrees to make special recruitment efforts to hire the protected class whenever feasible. This company also agrees to adhere to all applicable federal, state, and local laws relating to Equal Employment Opportunity for all individuals.

12. WORKFORCE ANALYSIS FORM

Name of Organization: _____

Categories	Total	White (Not Hispanic or Latino)		Hispanic or Latino		Black or African-American (Not Hispanic or Latino)		Native Hawaiian and Other Pacific Islander (Not Hispanic or Latino)		Asian (Not Hispanic or Latino)		American Indian or Alaskan Native (not Hispanic or Latino)		Two or more races (Not Hispanic or Latino)		Total	
		M	F	M	F	M	F	M	F	M	F	M	F	M	F	M	F
Administrators																	
Professionals																	
Superintendents																	
Supervisors																	
Foremen																	
Technicians																	
Protective Service																	
Para-Professionals																	
Office/Clerical																	
Skilled Craft																	
Service/Maintenance																	
Total:																	

Prepared by: _____

(Name and Title)

Date: ____/____/____

Revised 2015-Dec-15

13. EVIDENCE OF INSURABILITY

LEXINGTON-FAYETTE URBAN COUNTY GOVERNMENT CONSTRUCTION PROJECT
(Use separate form for each Agency or Brokerage agreeing to provide coverage)

Names Insured: _____

Employee ID: _____

Address: _____

Phone: _____

Project to be insured: _____

In lieu of obtaining certificates of insurance at this time, the undersigned agrees to provide the above Named Insured with the minimum coverage listed below. These are outlined in the Insurance and Risk Management of Part V (Special Conditions), including all requirements, and conditions:

Section Items	Coverage	Minimum Limits and Policy Requirements	Limits Provided To Insured	Name of Insurer	A.M. Best's Code	Rating
SC-2 – see provisions	CGL	\$1,000,000 per occ. And \$2,000,000 aggregate	\$			
SC-2 – see provisions	AUTO	\$1,000,000/per occ.	\$			
SC-2 – see provisions	WC	Statutory w /endorsement as noted	\$			
SC-2 – see provisions	EXC	\$5,000.000 per occ.	\$			

Section 2 includes required provisions, statements regarding insurance requirements, and the undersigned agrees to abide by all provisions for the coverage's checked above unless stated otherwise when submitting.

Agency or Brokerage _____

Name of Authorized Representative _____

Street Address _____

Title _____

City _____ State _____ Zip _____

Courtney Rose

Authorized Signature _____

Telephone Number _____

Date _____

NOTE: Authorized signatures may be the agent's if agent has placed insurance through an agency agreement with the insurer. If insurance is brokered, authorized signature must be that of authorized representative of insurer.

IMPORTANT: Contract may not be awarded if a completed and signed copy of this form for all coverage's listed above is not provided with the bid.

15. DEBARMENT CERTIFICATION

All contractors/subcontractors shall complete the following certification and submit it with the bid proposal.


The contractor/subcontractor certifies in accordance with Executive Order 12549 (Debarment and Suspension 2/18/86) that to the best of its knowledge and belief, that it and its principals:

- 1) Are not presently debarred, suspended, proposed for debarment, declared negligible, or voluntarily excluded from covered transactions or contract by any Federal department or agency for noncompliance with the Federal Labor Standards, Title VI of the Civil Rights Act of 1964 as amended, Executive Order 11246 as amended or any other Federal law;
 - a) Have not within a three year period preceding this proposal been convicted of or had a civil judgment rendered against them for commission of fraud or a criminal offense in connection with obtaining, attempting to obtain, or performing a public (Federal, State or local) transaction or contract under a public transaction; violation of Federal or State antitrust statutes or commission of embezzlement, theft, forgery, bribery, falsification or destruction of records, making false statements, or receiving stolen property;
 - b) Are not presently indicted for or otherwise criminally or civilly charged by a government entity (Federal, State or local) with commission of any of the offenses enumerated in paragraph (1)(a) of this certification; and
 - c) Have not within a three year period preceding this bid has one or more public (Federal, State or local) transactions or contracts terminated for cause or default.
- 2) Where the contractor is unable to certify to any of the statements in this certification, such prospective contractors shall attach an explanation to this certification form.

Firm Name: DC Elevator Company

Project: Government Center Elevator Replacement

Printed Name and Title of Authorized Representative: Mark Sharp - Project Manager

Signature: 

Date: 11-29-2022

END OF SECTION

BID SHEET

FROM: MARK SHARP

Lexington-Fayette Urban County Government
200 East Main Street, Room 338
Lexington, KY 40507

For: Government Center Elevator Replacement
Lexington, Kentucky
Bid Date: December 13, 2022

We are pleased to bid the project per the Plans and Specifications for the base bid price of **\$1,489,000**. Including THREE (3) PASSENGER TRACTION ELEVATORS, materials, labor, tax, freight, storage, testing, inspections, insurance, safety requirements and 12 months of maintenance services as specified. Work by others including, electrical, mechanical, and general contracting work.

Bond amount of 5% included

Addendums or Amendments: 1, 2, 3

Bid Breakdown:

- Base bid price: \$ 1,548,000.00
- Alternate # 1 Chair lift replacement bid price: \$ 352,000.00
- Alternate # 2 Security access interface bid price: \$ 97,500.00
- Alternate # 3 Elevator cab refurbishment bid price: \$ 105,500.00
- Alternate # 4 Elevator cab replacement bid price: \$ 173,000.00

Alternates not included in base bid

Please let us know if you have any questions.

Thanks,

Mark Sharp
Project Manager
mark.sharp@dcelevator.com



The following MWDBE companies were contacted by email and/or phone and didn't respond or provide a bid.

- Elaine Allen LLC
- Griggs Enterprises, Inc.
- S & D Construction Management Inc.
- K. Hayes Limited
- Done It All Construction
- D3 Group Contracting
- Doss & Horky, Inc.
- Bailey Construction & General Contracting, LLC





ADDENDUM #1

Bid Number: #143-2022

Date: November 18, 2022

Subject: Government Center Elevator Replacement

Address Inquiries to:
Sondra Stone
sstone@lexingtonky.gov


TO ALL PROSPECTIVE SUBMITTERS:

Please be advised of the following clarifications to the above referenced bid:

1. Pre-bid sign-in sheet is attached.
2. The inclined platform lift at the Switow Building shown on sheet A-105 is currently powered by 3 phase electrical. Replace existing 3-phase 208 volt chair lift circuit with a dedicated 20 amp, 120 volt, single phase circuit. Replace existing 20Amp-3Pole breaker with a new 20Amp-1pole breaker and provide (2) blanks for the existing panel (located at room 319 in this building). Provide new lockable disconnect at chair lift location for new single phase circuit.
3. In addition to the inclined platform lift at the Switow Building shown on sheet A-105, there is another inclined platform lift at the next level up which shall be replaced as part of the work. Include as part of ADD ALTERNATE #1 – CHAIR LIFT REPLACEMENT, the replacement of this additional inclined platform lift. Include changing from 3 phase to single phase as noted above.
4. At the Level 2 Balcony Chair Lift, include a prefinished metal panel (black to match) at the irregular wall surface from floor to floor and the full width of the new lift. Provide blocking as required to install metal panel. See attached photo.
5. All work, including chair lift work, shall be performed in a manner that preserves existing finishes to the greatest extent possible, and where modifications are required, the repair work shall restore construction to original conditions. Refer to specification section 017300 – EXECUTION. At the new chair lifts, install wiring into walls as practical and restore to original condition.



- 6. Include battery backup power for all chair lifts (all vertical platform lifts and inclined platform lifts).
- 7. As a clarification to the emergency power operation of the elevators, all elevators shall transfer to standby power in sequence, return to the designated landing and disconnect from the standby power source. After all elevators have been returned to the designated level, at least one elevator shall remain operable from the standby power source.



Todd Slatin, Director
Division of Central Purchasing

All other terms and conditions of the bid and specifications are unchanged. This letter should be signed, attached to and become a part of your submittal.

COMPANY NAME: _____

ADDRESS: _____

SIGNATURE OF BIDDER: Mark A. Sharp



PULL DOOR CLOSED

INCLUDE PREFINISHED METAL PANEL HERE

PLEASE RETURN
LIFT TO
LOWER LEVEL

DRY

PLEASE RETURN
LIFT TO
LOWER LEVEL





ADDENDUM #2

Bid Number: #143-2022

Date: November 30, 2022

Subject: Government Center Elevator Replacement

Address Inquiries to:
Sondra Stone
sstone@lexingtonky.gov

TO ALL PROSPECTIVE SUBMITTERS:

Please be advised of the following clarifications to the above referenced bid:

1. Access Control (Security Access Interface) subcontractor shall be Burdine Security Company, Lexington KY. Burdine is currently contracted to maintain security and access control in the building.
2. Camera subcontractor shall be Integrated Security Solutions Company (ISS), Lexington KY. ISS is currently contracted to maintain cameras in the building.
3. The new gypsum board surfaces and the new doors and frames shall be painted. Gypsum board shall be satin finish. Doors and frames shall be semi-gloss finish. Color shall be as selected to match existing finishes.
4. Include painting of the existing gypsum board surface on the outside of the elevator machine room.
5. New door frame at machine room shall have a frame depth to wrap from the outside face of the room to the new surface of the rated gypsum board at the inside face of the room (to provide a fire rated enclosure).
6. Refer to Add Alternate #2 – Security Access Interface on sheet A-101, and the attached new specification section 280000 – ACCESS CONTROLS. The basis of design access equipment for each elevator shall be as indicated in the specification and on the attached ACCESS EQUIPMENT PRODUCT CUT SHEETS.



- 7. Refer to note S on sheet A-101 regarding cameras, and the attached new specification section 290000 – CAMERAS. The basis of design camera for each elevator shall be as indicated in the specification and on the attached CAMERA PRODUCT CUT SHEET.



Todd Slatin, Director
Division of Central Purchasing

All other terms and conditions of the bid and specifications are unchanged. This letter should be signed, attached to and become a part of your submittal.

COMPANY NAME: _____

ADDRESS: _____

SIGNATURE OF BIDDER: Mark A. Sharp



SECTION 280000 – ACCESS CONTROLS

PART 1 - GENERAL

1.1 RELATED DOCUMENTS

- A. Drawings and general provisions of the Contract, including General and Supplementary Conditions and Division 01 Specification Sections, apply to this Section.

1.2 CONTRACTOR REQUIREMENTS

- A. **Access Control (Security Access Interface) subcontractor shall be Burdine Security Company, Lexington KY.** Burdine is currently contracted to maintain security and access control in the building.

1.3 PERFORMANCE REQUIREMENTS

- A. Access Control Units: Provide electronic access control at each elevator. System shall integrate and function with the Owner's existing security and access control system. Provide only products and models of the same type and functionality as the Owner's current system.
- B. Access control wiring: Provide electrical and low-voltage communications wiring as required to provide a complete system, with all relays and connections necessary to work with the Owner's existing access control system. A FIELD VISIT TO THE SITE PRIOR TO BIDDING IS CONTRACTOR'S RESPONSIBILITY.

1.4 SUBMITTALS

- A. Product Data: For each type of product indicated.

1.5 DELIVERY, STORAGE, AND HANDLING

- A. Protect materials from physical damage and from deterioration due to moisture, soiling, and other sources. Store inside and in a dry location. Comply with manufacturer's written instructions for handling, storing, and protecting during installation.

PART 2 - PRODUCTS

2.1 ACCESS CONTROL SYSTEM

- A. Refer to product cut sheets and product descriptions below.

PART 3 - EXECUTION

3.1 PREPARATION

- A. Coordinate all fabrication of elevator front (control) panels with necessary coring and preparation for installation of the access control system. Some preparation of the elevator front (control) panels may be required to be performed at the manufacturer.

3.2 INSTALLATION, GENERAL

- A. Comply with insulation manufacturer's written instructions applicable to products and applications indicated.
- B. Provide a fully operational system that operates seamlessly with the existing access control system in the building.

END OF SECTION 280000 (***PRODUCT CUT SHEETS INCLUDED BELOW***)



CDVI

FR FRANCAIS

EN ENGLISH



* Voir conditions de garantie à vie limitée. / Refer to Limited Lifetime Warranty.

SOLARPW SOLARPB STARPW STARPB



Lecteurs proximité Wiegand 125 Khz *Wiegand 125Khz Proximity Readers*

Gamme: Contrôle d'Accès Intégré / **Range:** Integrated Access Control

MANUEL D'INSTALLATION
INSTALLATION MANUAL

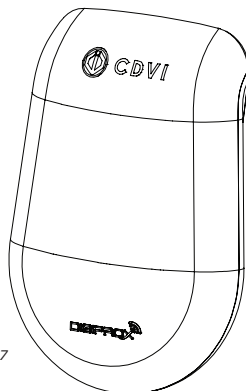
SOLARPW-SOLARPB-STARPW-STARPB

Wiegand 125 Khz Proximity Readers

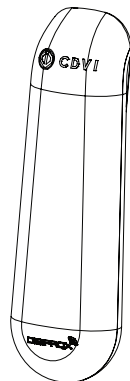
1] PRODUCT PRESENTATION

- **Wiegand 26, 30 or 44 bit.**
- **Direct connection.**
- **PCB sealed in epoxy.**
- **Audible and visual feedback.**
- **45cm pigtail wire connection (STARPW-STARPB).**
- **Versions available: white, black or grey.**

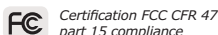
- SOLARPW-SOLARPB (L x W x D): 130 x 90 x 28mm.
- STARPW-STARPB (L x W x D): 130 x 41 x 28mm.
- Technology: 125 Khz.
- Multi card protocol reader - Marin/HD.
- Input voltage: 12V dc.
- Consumption: 100mA.



Ref : SOLARPW-SOLARPB



Ref : STARPW-STARPB



2] REMINDERS AND RECOMMENDATIONS

Important

To protect the device from back-emf, do not forget to install the varistor across the lock terminals, in parallel.

Suggested power supplies

ARD12 & BS60 (in case the reader is powered neither by the controller nor by the reader controller [INTBUSW]).

Recommended cables

4 twisted pairs 0.6mm (AWG 24).

Environment

When in a humid area or close to the sea, we recommend applying varnish to the terminals to avoid oxidation.

This product is supplied with a varistor.

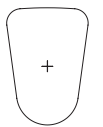

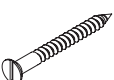
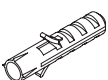
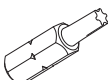
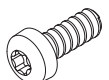

The varistor must be connected directly to the locking system terminals (electric

strikes, electromagnet, or lock) operated by the device. If the device functions with several locking systems, each one must be fitted with a varistor. The varistor limits overload produced by the strike coil, known as self-effect or back-emf. If you are using a "Shear Lock", electromagnet or other type of electric lock, we recommend the use of a dedicated power supply for the lock.



For optimal illumination, do not fold the cable inside the product.

3] MOUNTING KIT

							
	Foam seal	Foam seal	3x30 TF screw	S5 Plastic anchor	TORX® bit	3x8 TORX® screw	Varistor
SOLARPW(PB)	1	-	2	2	1	1	1
STARPW(PB)	-	1	2	2	1	1	1

Manufacturing Access Control since 1985



CDVI Group

FRANCE (Headquarter/Siège social)
Phone: +33 (0)1 48 91 01 02
Fax: +33 (0)1 48 91 21 21

All the information contained within this document (photos, drawing, features, specifications and dimensions) could be perceptibly different and can be changed without prior notice.
Toutes les informations mentionnées à titre indicatif sur le présent document (photos, dessins, caractéristiques techniques et dimensions) peuvent varier et sont susceptibles de modifications sans notification préalable.

CDVI

FRANCE + EXPORT
Phone: +33 (0)1 48 91 01 02
Fax: +33 (0)1 48 91 21 21

CDVI AMERICAS

[CANADA - USA]
Phone: +1 (450) 682 7945
Fax: +1 (450) 682 9590

CDVI BENELUX

[BELGIUM - NETHERLAND - LUXEMBOURG]
Phone: +32 (0) 56 73 93 00
Fax: +32 (0) 56 73 93 05

CDVI

TAIWAN
Phone: +886 (0)42471 2188
Fax: +886 (0)42471 2131

CDVI

SUISSE
Phone: +41 (0)21 882 18 41
Fax: +41 (0)21 882 18 42

CDVI

CHINA
Phone: +86 (0)10 62414516
Fax: +86 (0)10 62414519

CDVI IBÉRICA

[SPAIN - PORTUGAL]
Phone: +34 (0)935 390 966
Fax: +34 (0)935 390 970

CDVI

ITALIA
Phone: +39 0331 97 38 08
Fax: +39 0331 97 39 70

CDVI

MAROC
Phone: +212 (0)5 22 48 09 40
Fax: +212 (0)5 22 48 34 69

CDVI SWEDEN

[SWEDEN - DENMARK - NORWAY - FINLAND]
Phone: +46 (0)31 760 19 30
Fax: +46 (0)31 748 09 30

CDVI UK

[UNITED KINGDOM - IRELAND]
Phone: +44 (0)1628 531300
Fax: +44 (0)1628 531003

DIGIT

FRANCE
Phone: +33 (0)1 41 71 06 85
Fax: +33 (0)1 41 71 06 86



EN ENGLISH



Centaur[®]

INTEGRATED ACCESS CONTROL

CA-A480-A
Elevator Controller

Connected to the CT-V900-A controller's expansion bus, each CA-A480-A can control up to 16 floors. The CA-A480-A floor control relays can be interfaced directly with an elevator's floor control buttons. When a valid card is presented, the appropriate floor control relays will become enabled allowing the cardholder to select the desired floor. Destination Controlled Mode, which requires a CA-A482-P Destination Reporting Module, offers far superior event trail and user accountability. In addition to these advanced floor and elevator control features, the CA-A480-A also features full supervision, backup battery and a fire alarm input.

The installer's choice
cdvi.ca



EN ENGLISH



A22
2-door controller

The A22 is ATRIUM's powerful Web-Based IP hybrid module. The flexibility of the A22 module allows it to be set either as a 2-door controller or expander (2 in 1). The A22 includes an embedded web server that combines performance and simplicity enabling you to manage Users/Cards, lock or unlock doors, view system events and display controller information from anywhere in the world!

Industry-unique and effortless card enrollment mode minimizes system start up and simplifies your life. A pre-assembled universal power supply is included with every A22, making this unit an industry leader in efficiency and simplicity.

The installer's choice
cdvi.ca

ATRIUM A22 2-Door Controller

A22 2-Door Controller



- Controls 2 doors and 2 readers
- Pre-assembled universal plug-in power supply (120V/240V) included
- On-board Ethernet Port with AES 256-bit encryption
- On-board RS485 communication bus, 1220 m (4000 feet)
- On-board Embedded Web Server
- Auto-detect hardware modules
- Quick and easy card enrollment procedure
- Completely fuseless system
- Up to 10,000 users
- Up to 10,000 cards
- Up to 25,000 Event Buffer
- Ultra fast firmware updating
- FREE Management Software
- Maintenance-friendly snap on terminal connectors
- Comprehensive LED status indicators

Output Specifications:

Lock outputs: : 2 (750mA @ 12VDC/each)
 Relay Outputs: 2 Form C Relay, 5A @ 250Vac, 7A @ 125Vac, 7A @ 30Vdc
 Reader Outputs: Six 50mA Open collector outputs (Red/Green LEDs, Buzzer)

Input Specifications:

Reader Wiegand Inputs/Ports: 2
 Keypad Wiegand Inputs/Ports: 2
 Multi-purpose Inputs: 6 (12 using zone doubling)

Physical Specifications:

Cabinet size: 29cm (H) x 28cm (W) x 8cm (D)
 11.4" (H) x 11" (W) x 3.15" (D)
 PCB dimensions: 19.9cm (7.83") x 12.38 cm (4.875")
 Environment: 0°C to 49°C (32°F to 120°F)

Recommended Wiring

Equipment	Wire Type	Size	Maximum Length
Card reader and Wiegand keypad	4 to 8 conductors, stranded, shielded (foil), drain conductor. For example: Alpha 5196, 5198, 5386, 5388, Belden 9553	22AWG (0.64mm) to 18AWG (1.02mm)	150m (500ft.)
Zone input	2 conductors, copper 22AWG (0.64mm)	22AWG (0.64mm)	600m (2000ft.)
Door strike	2 conductors, solid copper 18AWG (1.02mm)	18AWG (1.02mm)	150m (500ft.)
Power Supply	3 conductors, solid copper 18AWG (1.02mm)	14AWG (1.63mm)*	8m (25ft.)
Ethernet	CAT 5/5e	-	100m (300ft)
RS485 bus, Star or Daisy Chain (no BIAS/EOL required)	CAT 5/5e or 4 pairs	24AWG (0.51mm)	1220m (4000ft.)
	4 conductors, copper	26AWG (0.40mm) to 18AWG (1.02 mm)	

Electrical Specifications:

Power input: 120-240Vac, 50/60Hz
 Power Output: 24Vdc, 2.5A
 AC Terminal Fuse: 250Vac, 2.5 A, Time Lag, Slow Blow
 Power Loss Indicator: Yes (DC IN)
 Battery backup: One 12Vdc, 7Ah, gel cell batteries

Communication:

Local BUS: RS485 communication between controller and expander.
 Ethernet: 10/100 Base-T, Auto Sensing, 100m(300ft)

On-board Protection:

LK1 & LK2 : 12Vdc @ 750mA
 Auxiliary outputs : 1A (12Vdc) fuseless protection
 Battery : Against reversal, short, current limited/monitored

SECTION 290000 – CAMERAS

PART 1 - GENERAL

1.1 RELATED DOCUMENTS

- A. Drawings and general provisions of the Contract, including General and Supplementary Conditions and Division 01 Specification Sections, apply to this Section.

1.2 CONTRACTOR REQUIREMENTS

- A. **Camera subcontractor shall be Integrated Security Solutions Company (ISS), Lexington KY.** ISS is currently contracted to maintain cameras in the building.

1.3 PERFORMANCE REQUIREMENTS

- A. Camera Units: Provide cameras at each elevator. System shall integrate and function with the Owner's existing video surveillance system. Provide only products and models compatible with the Owner's existing video management system. Video surveillance integrator is required to be a certified Milestone provider.
- B. Camera wiring: Provide electrical and low-voltage communications wiring as required to provide a complete system, with all relays and connections necessary to work with the Owner's existing video management system. A FIELD VISIT TO THE SITE PRIOR TO BIDDING IS CONTRACTOR'S RESPONSIBILITY.

1.4 SUBMITTALS

- A. Product Data: For each type of product indicated.

1.5 DELIVERY, STORAGE, AND HANDLING

- A. Protect materials from physical damage and from deterioration due to moisture, soiling, and other sources. Store inside and in a dry location. Comply with manufacturer's written instructions for handling, storing, and protecting during installation.

PART 2 - PRODUCTS

2.1 VIDEO SURVEILLANCE SYSTEM

- A. Refer to product cut sheets and product descriptions below.

PART 3 - EXECUTION

3.1 PREPARATION

- A. Coordinate all fabrication of elevator wall panels with necessary coring and preparation for installation of the camera system. Some preparation of the elevator wall panels may be required to be performed at the manufacturer.

3.2 INSTALLATION, GENERAL

- A. Comply with insulation manufacturer's written instructions applicable to products and applications indicated.
- B. Provide a fully operational system that operates seamlessly with the existing video management system.

END OF SECTION 290000 (***PRODUCT CUT SHEETS INCLUDED BELOW***)



Network

Dome

TNV-8011C

5MP Corner Mount Camera

FC | UL | CE | ENEC

Key Features

- Maximum 5MP resolution
- Maximum 30fps @ all resolutions (H.265/H.264/MJPEG)
- 0.1lux@F2.3(Color), 0.02lux@F2.3(B/W)
- 2.3mm fixed focal
- Anti-ligature design for corrections and behavioral health facilities
- Day & Night Auto(ICR), WDR (120dB)
- Defocus detection, Tampering, Audio detection
- Micro SD/SDHC/SDXC memory slot (128GB)
- Hallway view, WiseStream II support
- PoE, IP66, IP6K9K, IK10

Compatible Accessories (Optional)



SBC-170CB



SBC-170CW



SBC-170C

TNV-8011C

5MP Corner Mount Camera



Specifications

Video

Imaging Device	1/2.8" CMOS
Resolution	2592x1944, 1920x1080, 1280x960, 1280x720, 800x600, 800x448, 720x576, 720x480, 640x480, 640x360
Max. Framerate	H.265/H.264: Max. 30fps/25fps(60Hz/50Hz) MJPEG: Max. 15fps/12fps (60Hz/50Hz)
Min. Illumination	Color: 0.1 lux (F2.3, 1/30sec) B/W: 0.02 lux (F2.3, 1/30sec)
Video Out	CVBS: 1.0 Vp-p / 75Ω composite, 720x480(N), 720x576(P) for installation USB: Micro USB Type B, 1280x720 for installation

Lens

Focal Length (Zoom Ratio)	2.3mm fixed focal
Max. Aperture Ratio	F2.3
Angular Field of View	H: 131° / V: 93.4° / D: 174°
Focus Control	Fixed

Operational

Camera Title	Displayed up to 85 characters
Day & Night	Auto(ICR)
Backlight Compensation	BLC, WDR, SDR
Wide Dynamic Range	120dB
Digital Noise Reduction	SSNR
Digital Image Stabilization	Support
Defog	Support
Motion Detection	4ea, polygonal zones
Privacy Masking	6ea, rectangular zones
Gain Control	Low / Middle / High
White Balance	ATW / AWC / Manual / Indoor / Outdoor(include Mercury & Sodium)
LDC	Support
Electronic Shutter Speed	Minimum / Maximum / Anti flicker (2~1/12,000sec)
Video Rotation	Flip, Mirror, Hallway view(90°/270°)
Analytics	Defocus detection, Directional detection, Motion detection, Enter/Exit, Tampering, Virtual line, Audio detection
Alarm I/O	Input 1ea / Output 1ea
Alarm Triggers	Analytics, Network disconnect, Alarm input
Alarm Events	File upload via FTP and e-mail Notification via e-mail SD/SDHC/SDXC or NAS recording at event triggers Alarm output
Audio In	Selectable(mic in/line in) Supply voltage: 2.5VDC(4mA), Input impedance: 2K Ohm
Audio Out	Line out. Max.output level: 1Vrms

Network

Ethernet	RJ-45(10/100BASE-T)
Video Compression	H.265/H.264: Main/Baseline/High, MJPEG

Audio Compression	G.711 u-law /G.726 selectable G.726(ADPCM) 8KHz, G.711 8KHz G.726: 16Kbps, 24Kbps, 32Kbps, 40Kbps
Smart Codec	Manual(5ea area), WiseStream II
Bitrate Control	H.264/H.265: CBR or VBR MJPEG: VBR
Streaming	Unicast (6 users) / Multicast Multiple streaming (Up to 3 profiles)
Protocol	IPv4, IPv6, TCP/IP, UDP/IP, RTP(UDP), RTP(TCP), RTCP, RTSP, NTP, HTTP, HTTPS, SSL/TLS, DHCP, FTP, SMTP, ICMP, IGMP, SNMPv1/v2c/v3(MIB-2), ARP, DNS, DDNS, QoS, PIM-SM, UPnP, Bonjour, sRTP
Security	HTTPS(SSL) login authentication Digest login authentication IP address filtering User access log 802.1X authentication(EAP-TLS, EAP-LEAP) Device certificate(Hanwha Techwin Root CA)
Application Programming Interface	SUNAPI(HTTP API) Wisenet open platform

General

Webpage Language	English, Korean, Chinese, French, Italian, Spanish, German, Japanese, Russian, Swedish, Portuguese, Czech, Polish, Turkish, Dutch, Hungarian, Greek
Edge Storage	Micro SD/SDHC/SDXC 1slot 128GB
Memory	512MB RAM, 256MB Flash

Environmental & Electrical

Operating Temperature / Humidity	-10°C~+55°C(+14°F~+131°F) / Less than 95% RH
Storage Temperature / Humidity	-50°C~+60°C(-58°F~+140°F) / Less than 95% RH
Certification	IP66, IP6K9K, IK10
Input Voltage	PoE(IEEE802.3af, Class2)
Power Consumption	PoE: Max 6.49W, typical 4.6W,

Mechanical

Color / Material	White / Aluminium
RAL Code	RAL9003
Product Dimensions / Weight	170(W)x165(H)x78.8(D)mm(6.69x6.49x3.10") / 830g(1.83lb)
Skin Cover	SBC-170C, SBC-170CB, SBC-170CW

DORI (EN62676-4 standard)

Detect (25PPM/ 8PPF)	23.6m(77.51ft)
Observe (63PPM/ 19PPF)	9.4m(31.00ft)
Recognize (125PPM/ 38PPF)	4.7m(15.50ft)
Identify (250PPM/ 76PPF)	2.4m(7.75ft)

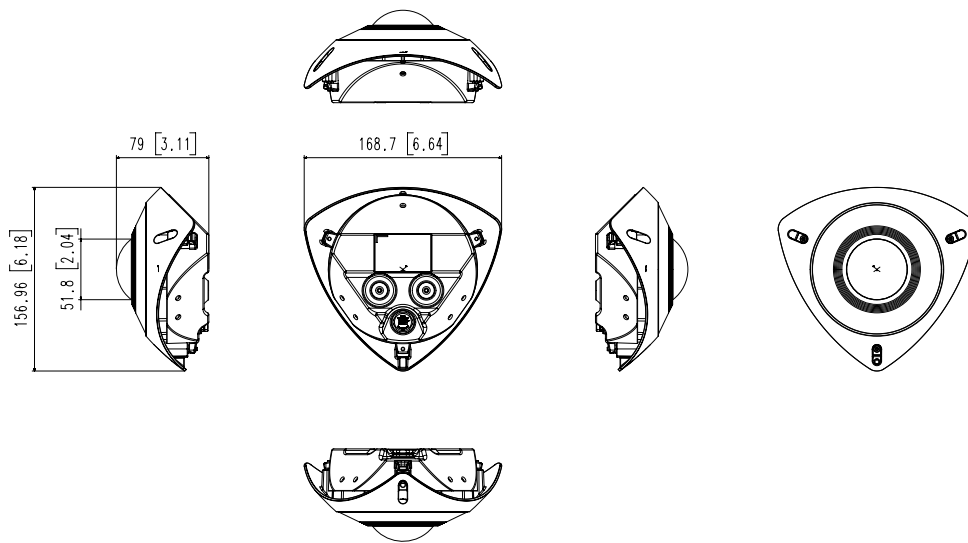
TNV-8011C

5MP Corner Mount Camera

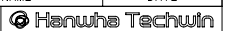


CAD

Unit: mm [inch]



3		
2		
1	TNV-8011C	'21.11.23
No.	MODEL NAME	DATE
Unit:mm[inch]		SCALE:1/1



© Hanwha Techwin Co.,Ltd. All rights reserved.



ADDENDUM #3

Bid Number: #143-2022

Date: December 5, 2022

Subject: Government Center Elevator Replacement

Address Inquiries to:
Sondra Stone
sstone@lexingtonky.gov

TO ALL PROSPECTIVE SUBMITTERS:

Please be advised of the following clarifications to the above referenced bid:

1. Paint shall be as follows:

Gypsum Board Substrates: Institutional Low-Odor/VOC Latex System:

- a. Prime Coat: Primer sealer, interior, institutional low odor/VOC, MPI #149.
- b. Intermediate Coat: Latex, interior, institutional low odor/VOC, matching topcoat.
- c. Topcoat: Latex, interior, institutional low odor/VOC, (Gloss Level 3), MPI #145.

Steel Substrates: Institutional Low-Odor/VOC Latex System:

- a. Prime Coat: Primer, rust-inhibitive, water based MPI #107.
- b. Intermediate Coat: Latex, interior, institutional low odor/VOC, matching topcoat.
- c. Topcoat: Latex, interior, institutional low odor/VOC, semi-gloss (Gloss Level 5), MPI #147.

Manufacturers: Subject to compliance with requirements, available manufacturers offering products that may be incorporated into the Work include, but are not limited to, the following:

1. Sherwin-Williams Company (The).
2. Behr Process Corporation.
3. Benjamin Moore & Co.
4. Coronado Paint.
5. ICI Paints.



6. Kelly-Moore Paints.
 7. PPG Architectural Finishes, Inc.
 8. Pratt & Lambert.
-
2. Refer to Addendum #2. The new gypsum board surfaces shall be egg-shell finish (not satin finish).
 3. Refer to spec section 092900 – GYPSUM BOARD. As noted, the painted gypsum board walls with egg-shell finish will require a level 4 gypsum board prep as is standard practice.
 4. Refer to spec section 013516 – ALTERATION PROJECT PROCEDURES. Include dust control for gypsum board prep work as is standard practice for an occupied building.
 5. Refer to drawing C5 on sheet A-104 and spec section 092900 – GYPSUM BOARD. The area beneath the elevator machine room called “the penthouse” is a concealed area. As noted in the spec the new infill walls shall have a level 1 finish. Tape and mud for a tight installation.
 6. As noted in Addendum 01, the inclined platform lift located on the 3rd floor of the Switow Building shall be replaced as well. The photos below are provided for reference.



platform lift

Switow Building – 3rd floor inclined





platform lift

Switow Building – 3rd floor inclined

Todd Slatin, Director
Division of Central Purchasing

All other terms and conditions of the bid and specifications are unchanged. This letter should be signed, attached to and become a part of your submittal.

COMPANY NAME: _____

ADDRESS: _____

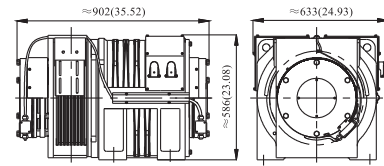

SIGNATURE OF BIDDER: Mark A. Sharp



TMGL1 | MINI GEARLESS

SERIES 10MM ROPE

- Sheave Shaft Load: 16000 lbs
- Roping: 1:1 Application
- Sheave Grooves: Up to 8X10mm ropes
- Estimated Weight: 2090 lbs
- Normal Brake
 - Pick/Hold Voltage: 90/45 VDC
 - Pick/Hold Current: 2.8/1.4 A
- Emergency Brake
 - Pick/Hold Voltage: 90/45 VDC
 - Pick/Hold Current: 2.05/1.0 A



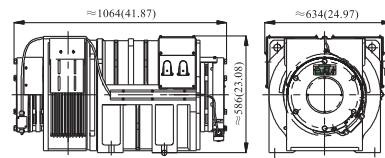

Dimensions: mm(in)

Model Number	Capacity (lbs)	Speed (fpm)	Motor Rating (HP)	Poles	Rated RPM	Rated Voltage (VAC)	Rated Frequency (HZ)	Rated Current (A)	Rated Torque (ft-lbs)	Max Acceleration Torque (ft-lbs)	Cwt (%)	Sheave Diameter
TMGL1-2520-HV	2500	200	9.1	20	45	350	7.5	15.4	1061	2653	50	17.32"
TMGL1-2535-HV	2500	350	15.8	20	78	350	13	24.5	1061	2653	50	17.32"
TMGL1-2550-HV	2500	500	22.3	20	111	350	18.5	34.2	1061	2653	50	17.32"

TMGL2 | MINI GEARLESS

SERIES 10MM ROPE

- Sheave Shaft Load: 18000 lbs
- Roping: 1:1 Application
- Sheave Grooves: Up to 10X10mm ropes
- Estimated Weight: 2310 lbs
- Normal Brake
 - Pick/Hold Voltage: 90/45 VDC
 - Pick/Hold Current: 2.05/1.0 A
- Emergency Brake
 - Pick/Hold Voltage: 90/45 VDC
 - Pick/Hold Current: 2.05/1.0 A



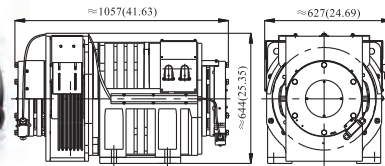
Dimensions: mm(in)

Model Number	Capacity (lbs)	Speed (fpm)	Motor Rating (HP)	Poles	Rated RPM	Rated Voltage (VAC)	Rated Frequency (HZ)	Rated Current (A)	Rated Torque (ft-lbs)	Max Acceleration Torque (ft-lbs)	Cwt (%)	Sheave Diameter
TMGL2-3520-HV	3500	200	13	20	47	330	7.9	22.3	1438	3595	45	16.14"
TMGL2-3535-HV	3500	350	22.7	20	83	330	13.8	36.5	1438	3595	45	16.14"
TMGL2-3550-HV	3500	500	32.4	20	118	330	19.7	50	1438	3595	45	16.14"

TMGL2A | MINI GEARLESS

SERIES 1/2" ROPE

- Sheave Shaft Load: 20000 lbs/17500lbs for TMGL2A(2-1)
- Roping: 1:1 or 2:1 Application
- Sheave Grooves: Up to 6X1/2" ropes
- Estimated Weight: 2500 lbs
- Normal Brake
 - Pick/Hold Voltage: 90/45 VDC
 - Pick/Hold Current: 2.05/1.0 A
- Emergency Brake
 - Pick/Hold Voltage: 90/45 VDC
 - Pick/Hold Current: 2.05/1.0 A



Dimensions: mm(in)

Model Number	Capacity (lbs)	Speed (fpm)	Motor Rating (HP)	Poles	Rated RPM	Rated Voltage (VAC)	Rated Frequency (HZ)	Rated Current (A)	Rated Torque (ft-lbs)	Max Acceleration Torque (ft-lbs)	Cwt (%)	Sheave Diameter
TMGL2A-2520-HV/LV	2500	200	9.3	20	38	350/160	6.4	14.8/30.7	1272	3180	45	20"
TMGL2A-2535-HV/LV	2500	350	16.2	20	67	350/160	11.1	24.5/52.4	1272	3180	45	20"
TMGL2A-3035-HV/LV	3000	350	19.4	20	67	350/160	11.1	29.8/61.5	1527	3817	45	20"
TMGL2A-3050-HV	3000	500	27.7	20	95	350	15.9	42	1527	3817	45	20"
TMGL2A(2-1)-5050-HV	5000	500	49.1	20	191	350	31.8	68.5	1350	3375	45	20"
TMGL2A(2-1)-5070-HV	5000	700	72.2	20	267	350	44.5	108	1420	3550	45	20"

Pixel AC & DC


Control Systems

THE COMPLETE TRACTION CONTROLLER SOLUTION

Powerful control technology that's easy to use

BENEFITS

- **Vertically Integrated System:** Pixel uses advanced technology and software, along with components and mounting kits, engineered to work together to provide labor and material savings on every job. No additional service tools are required at any time.
- **3-Points of Access:** Allows car diagnostics and adjustments to be made from each access point providing convenience, safety, and labor efficiencies.
- **User Interface:** Full-color LCD screen is simple to read, easy to learn, intuitive to navigate, and is the same platform for all Pixel models (hydro, traction and MRL).
- **TOC-COP Harness:** Cables and I/O inputs are labeled for ease of installation and to significantly reduce wiring errors.
- **Landa Absolute Positioning System:** Provides exact car positioning at all times within the hoistway with no magnet or floor switch placement, which saves time and eliminates maintenance.



DC

AC



A VANTAGE Company

6150 Warehouse Way
Sacramento, CA 95826
Ph: 916-428-1708
Fax: 916-428-1728
info@elevatorcontrols.com
www.elevatorcontrols.com

REGIONAL SERVICE CENTERS

Miami – 877.241.9354
Chicago – 877.300.5830
Los Angeles – 877.300.5816
New York – 347.226.4555
Toronto – 888.425.2262

FEATURES

- Comes complete with main controller, cartop processor, car operating panel processor, Landa™ Absolute Car Positioning System and all required hall fixture nodes – based on each elevator’s installation requirements
- CAN-bus serial communication, easy wiring package
- Set and forget Landa™ Positioning System
- A17.1-20XX/B44-XX safety code compliant
- Intuitive ‘Touch & Go™’ on-board user interface, available at three points of access (machine room, inside cab, cab top)
- Field-programmable ‘personality’ parameters
- Seamless integration with EC’s Interact™ and IDS LiftNet™ monitoring systems
- Real-time, virtual technical support via Remote Assist™



SPECIFICATIONS

ELEVATOR TYPE	Traction – Geared, Gearless
BUILDING TYPE	Low Rise, Mid Rise, High Rise
SPEED	1400 fpm (7 mps)
LANDINGS	Up to 128
DISPATCHING	Simplex; Groups up to 12 Cars
AC MOTOR CONTROL TECHNOLOGY	<ul style="list-style-type: none"> – Position and Velocity Feedback – Flux Vector Control – PM Synchronous Motor Control – Line Regenerative Drive – Quattro™ AC Motor Control
DC MOTOR CONTROL TECHNOLOGY	<ul style="list-style-type: none"> – Position and Velocity Feedback – Regenerative DC-SCR Control – Quattro™ DC Motor Control



Save time with the intuitive Touch & Go™ on-board user interface, available at three points of access (machine room, inside cab, cab top)

MOVFR II

Door Operator


PERFORMANCE THAT'S TOUGH TO BEAT

Intelligent design.
Legendary reliability.

BENEFITS

THE SOLID ANSWER FOR DEMANDING APPLICATIONS:

- Heavy-duty 1/2 HP, 230 volt AC motor (3-phase, 60 Hz, 1140 RPM) can quietly handle any application
- Handheld parameter management enables replicate door for fast and easy motion tuning with true 'Plug-and-Play' door detector installation
- PC board with a variable frequency (VVVF) closed loop drive provides consistent door timing with no need for an encoder
- Programs quickly and easily (parameter unit and device work together)
- Adapts to all OEM and independent cabs and doors with optical closed loop feedback
- 'Plug-and-Play' door protection



A VANTAGE Company



A VANTAGE Company

6500 Gottardo Court
Mississauga, ON L5T 2A2
Ph: 416.747.7967
Fax: 41-747.9035
info@galcanada.com
www.galcanada.com


50 E. 153rd St.
Bronx, NY 10451-2104
Ph: 718.292.9000
Fax: 718.292.2034
info@gal.com
www.gal.com

REGIONAL SERVICE CENTERS

Miami – 877.241.9354
Chicago – 877.300.5830
Los Angeles – 877.300.5816
New York – 347.226.4555
Toronto – 888.425.2262

STANDARD FEATURES

- Quick and easy LED display keypad programming allows complete control for all speeds, torques, acceleration, and deceleration
- Download operating parameters for one operator for easy upload to others, great for multi-car banks
- Electronic door position optical cams with sequential lights displaying speed and door positions
- Over current re-open and DPM fault monitor signals
- Universal inputs accept control signals from dry contacts to signal voltages from 12-230 V, AC or DC
- Output contacts including door open limit, door close limit, re-open signal, and DPM signal are rated at 230V, 10 amp AC
- Portable PU04 unit lets you easily modify preset parameter values, capable of holding 5 complete sets (1 working set, 4 defaults)
- Available for left- and right-hand doors (center-parting doors use a variation of the left-hand door operator)
- Drives Available: 220 VAC/115 VAC



OPTIONAL FEATURES

- Optional 'heavy door' input to maximize door performance and still meet the kinetic energy requirements found in ASME A17.1 - 2000 + codes
- Water-resistant model available: Controls encased in a gasketed housing, motor rated for 'wash down' duty, water-resistant grommets for wiring
- GAL offers Formula Systems and Tri-tronics edges which plug directly into MOVFR Operator, saving hours on installation

Buffers

Oil Buffers

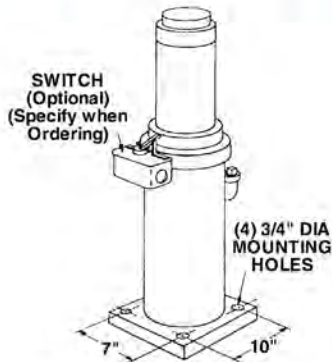


**500 Oil Buffer
with NEMA
Switch**



**500 Oil Buffer
with GAL
Switch**

The Hollister-Whitney Series 500 Oil Buffers answer your need for easy-to-install, reliable, and rugged car and counterweight oil buffers. These buffers are readily mountable wherever reliable oil buffers are needed. Series 500 Oil Buffers are designed and built to strict engineering standards and conform to ASME A17.1 and C.S.A. B44 safety codes. They also conform to New York City Housing Authority specifications and have Material and Equipment Acceptance (MEA) approval from the City of New York Department of Buildings.



When Ordering Oil Buffers, Please Specify the Following:

- Rated Car Speed
- Rated Car Capacity
- Empty Car Weight
- Total Counterweight Weight
- With or Without Switch
- If Car Buffer Strut is Required
- If Pit Channels are Required

ASSY. NO.	STROKE	OVERALL HEIGHT	COMP. HEIGHT	MAX. CAR SPEED	GROSS LOAD (lbs.)		SHIPPING WEIGHT
					MIN.	MAX.	
500	9"	30"	21"	350 FPM	2,500	15,000	150#
510	12"	37"	25"	400 FPM	2,500	15,000	180#
520	18"	50"	32"	500 FPM	3,000	12,000	210#
530	26"	70"	44"	600 FPM	3,000	12,000	270#
535	45"	117"	72"	800 FPM	3,000	12,000	390#

**Choices. Quality.
Solutions.**

INNOVATION

 **INNOVATION**
INDUSTRIES INC
ELEVATOR FIXTURES & PUSH BUTTONS

Choices. Quality. Solutions.

This brochure illustrates the capabilities, the quality and the broad line of products available from our company. We hope it will shed some light on our ability to design, manufacture and market one of the most extensive elevator product lines you can find in the world. We appreciate your interest in our company and welcome any questions or special project requirements you may have.

Table of Contents

Product Overview	1
Universal.....	2
Security	3
Decorator	4
Premier.....	5
Bruiser.....	6
Prestige	7
Pinnacle	8
NEMA 4X.....	9
I-Line®	10
Premier I-Line®	11
Swing Return and Car Station Combination Fixtures.....	12
Mini Swing Retrofit Fixtures.....	13
Residential	14
Dial Indicators.....	15
Hall Stations, Lanterns and Position Indicators.....	16-17
Push Buttons	18-21
Metal Finishes	21

Unlimited Choices. Unmatched Quality.

Since our beginning in 1972, Innovation Industries has designed and manufactured the highest quality stock or custom elevator components with the shortest lead times in the industry.

Our in-house design and engineering staff, combined with the most current CNC and laser manufacturing equipment, ensure all our signal fixtures are built to the highest tolerances and exact specifications.







Plus, we are able to produce fixture prototypes rapidly and accurately for the most demanding customers. Our customer service representatives have spent decades in the elevator component industry assuring you the job is done right and on time. This commitment to people, products and performance is the benchmark for every product we have made since 1972. Innovation is our name and you can expect to see it in every product we make...today and tomorrow.



INNOVATION
INDUSTRIES INC
ELEVATOR FIXTURES & PUSH BUTTONS

1.800.843.1004 • www.innovationind.com

INNOVATION





UNIVERSAL

The Industry Standard of Standard Fixtures.

There's nothing standard about these fixtures. The Universal Series offers more features than any other manufacturer's line of standard fixtures.

Car Station Features as Shown:

- #4 brushed 304 stainless steel
- Round Braille
- PB-1 push button



Available Button Options

	PB-1
	PB-2
	PB-3 CA Code Compliant - Full Face Illumination
	PB-4
	PB-5
	PB-6 CA Code Compliant - Full Face Illumination

Available Braille Options

	Round, 1.375" diameter
	Square, 1.25" square
	Oval surround*
	Rectangle, 1.417" x 1.428" White on black only CA Code

* PB-1, PB-2, PB-3, PB-13, PB-21, PB-29, PB-30, PB-31, PB-33, PB-35, PB-36, PB-37, PB-39, PB-44, PB-45, PB-47 only

See pages 18-21 for complete push button and metal options.



SECURITY

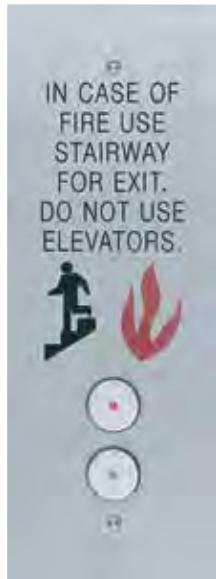


Street Tough.

Built for high traffic, hard duty installations, the Security Series is designed to take hard use year after year.

Car Station Features as Shown:

- #4 brushed 304 stainless steel
- Square Braille
- PB-13, PB-14 push button



Available Button Options

	PB-13 California Code Compliant
	PB-14 California Code Compliant
	PB-15 California Code Compliant
	PB-16 California Code Compliant
	PB-17 California Code Compliant
	PB-18 California Code Compliant
	PB-19
	PB-20
	PB-38

Available Braille Options

	Round, 1.375" diameter
	Square, 1.25" square
	Rectangle, 1.417" x 1.428" White on black only CA Code

See pages 18-21 for complete push button and metal options.





DECORATOR

The Flexible Performer.

The Decorator Series offers a modular design with time proven, tough and reliable, push buttons, key switches and emergency operation components.

Available Button Options

	PB-7
	PB-50

Available Braille Options

	Square, 1.25" square
---	----------------------

See pages 18-21 for complete push button and metal options.

Car Station Features as Shown:

- #4 brushed 304 stainless steel
- Square Braille
- PB-7 push button



PREMIER








The Versatile Choice.

Rectangular or elliptical faceplate designs combined with a wide choice of push buttons make the Premier Series one of our most versatile fixtures.




Car Station Features as Shown:

- #4 brushed 60/40 Muntz/bronze
- Oval surround Braille
- PB-21 push button

Available Button Options

	PB-21
	PB-22
	PB-31 California Code Compliant
	PB-32 California Code Compliant
	PB-33
	PB-34
	PB-44

Available Braille Options

	Round, 1.375" diameter
	Square, 1.25" square
	Oval surround*

* PB-1, PB-2, PB-3, PB-13, PB-21, PB-29, PB-30, PB-31, PB-33, PB-35, PB-36, PB-37, PB-39, PB-44, PB-45, PB-47 only

See pages 18-21 for complete push button and metal options.



BRUISER












The Heavy-Duty Champion.

Everything about the Bruiser Series is designed and manufactured for rugged, unmatched strength and durability.


Car Station Features as Shown:

- #4 brushed 304 stainless steel
- Square Braille
- PB-23, PB-24 push button


Available Button Options

	PB-23
	PB-24
	PB-25
	PB-26
	PB-27 California Code Compliant
	PB-28 California Code Compliant
	PB-43 California Code Compliant
	PB-52
	PB-53
	PB-54 California Code Compliant
	PB-55 California Code Compliant

Available Braille Options

	Round, 1.375" diameter
	Square, 1.25" square
	Rectangle, 1.417" x 1.428" White on black only CA Code

See pages 18-21 for complete push button and metal options.





PRESTIGE

Beauty and Brawn.

The Prestige Series combines the best of all worlds...an ultra-sleek appearance combined with unsurpassed durability.

Car Station Features as Shown:

- #4 brushed 304 stainless steel
- Square Braille
- PB-35 push button



Available Braille Options

- Round, 1.375" diameter
- Square, 1.25" square
- Rectangle, 1.417" x 1.428"
- White on black only
- CA Code
- Oval surround: PB-1, PB-2, PB-3, PB-13, PB-21, PB-29, PB-30, PB-31, PB-33, PB-35, PB-36, PB-37, PB-39, PB-44, PB-45, PB-47 only

Available Button Options

	PB-29
	PB-30 California Code Compliant
	PB-35
	PB-39
	PB-41
	PB-42
	PB-45
	PB-47 California Code Compliant
	PB-48
	PB-49 California Code Compliant
	PB-50
	PB-61 California Code Compliant
	PB-66
	PB-67 California Code Compliant
	PB-68



See pages 18-21 for complete push button and metal options.

INNOVATION

PINNACLE



The Top of the Line.

The unique frosted appearance and ultra brilliant illumination make this button the pinnacle of all push buttons.





Car Station Features as Shown:

- #4 brushed 60/40 Muntz/bronze
- Round Braille
- PB-36 push button
- Also available with PB-37


Available Button Option

	PB-36
	PB-37 CA Code Compliant – Full Face Illumination

Available Braille Options

	Round, 1.375" diameter
	Square, 1.25" square
	Oval surround*
	Rectangle, 1.417" x 1.428" White on black only CA Code

* PB-1, PB-2, PB-3, PB-13, PB-21, PB-29, PB-30, PB-31, PB-33, PB-35, PB-36, PB-37, PB-39, PB-44, PB-45, PB-47 only



See pages 18-21 for complete push button and metal options.






NEMA 4X

Bring It On!

Neither rain, sleet, snow, dirt, dust or corrosive environments can stop the NEMA 4X push buttons and fixtures from doing their job. Year after year after year. Available in #4 304 or 316 Stainless Steel with NEMA 4X compliant stainless steel buttons.

Available Braille Options

	Round, 1.375" diameter
	Square, 1.25" square
	Rectangle, 1.417" x 1.428" White on black only CA Code



I-LINE®

The Surface Mount Solution.

Surface mount applications are solved with the I-Line Series. Ideal for ADA and retrofit projects, these hinged fixtures offer quick installation and rapid service capabilities.



See pages 18-21 for complete push button and metal options.



PREMIER I-LINE®

The Newest Surface Mount Solution.

Surface mount applications can now be solved with style and rugged quality with the new Premier I-Line Series of surface mount fixtures. Ideal for ADA and retrofit projects, these fixtures offer quick installation and rapid service capabilities.

Available in a wide variety of metal finishes and push button styles, the Premier I-Line offers more choices from one source.

See pages 18-21 for complete push button and metal options.



INNOVATION

SWING RETURN AND CAR STATION COMBINATION FIXTURES

Innovation Makes It Easy.

Coordinating swing return and car station installation has never been easier. We offer a complete swing return and car station combined into an easy to install, one-piece unit.

Car Station Features as Shown:

- #4 brushed 304 stainless steel
- Square Braille
- PB-1 push button

Available Braille Options



Round, 1.375" diameter



Square, 1.25" square



Oval surround*



Rectangle, 1.417" x 1.428"
White on black only
CA Code

* PB-1 PB-2, PB-3, PB-13, PB-21, PB-29, PB-30, PB-31, PB-33, PB-35, PB-36, PB-37, PB-39, PB-44, PB-45, PB-47 only

See pages 18-21 for complete
push button and metal options.



MINI SWING RETROFIT FIXTURES


Fast. Easy. Reliable.

The Innovation mini swing retrofit offers proven reliability with more choices, making your job easier than ever before. Designed for direct OEM replacement, our mini swing retains the original back box, reducing installation time and field labor costs. Plus, these easy to order mini swings work with any controller as well as any of our push button styles, material finishes or local fire codes. Contact your sales representative or see our website for more information and mini swing survey sheets.

See pages 18-21 for complete push button and metal options.



Existing



Retrofit


INNOVATION

RESIDENTIAL

The Residential Leader.

Commercial quality for residential applications, our Residential Series offers a wide variety of standard features and options to satisfy even the most demanding homeowner.

See pages 18-21 for complete push button and metal options.



DIAL INDICATORS

Classic Lines.

Our dial indicators are offered in vintage, antique designs that capture the nostalgic look of yesterday as well as contemporary, architectural and unique custom designs to complement any project. All dial indicators utilize a 3-wire network and micro-controller for absolute reliability. Metal and/or plastic finishes and treatments are limited only by your imagination.




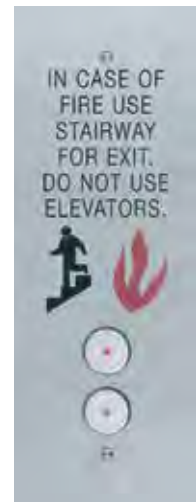
INNOVATION

HALL STATIONS

One Source. Unlimited Choices.

Innovation is your one-source for Hall Stations, Lanterns and Position Indicators. Available in an almost endless variety of shapes and sizes, metal finishes, engraving, push button and illumination options, our Hall Stations, Lanterns and Position Indicators meet or exceed standard and special building compliance codes.

See pages 18-21 for complete push button and metal options.



LANTERNS



POSITION INDICATORS




PUSH BUTTONS



	Universal Series PB-1	Projecting, Black Plastic Halo (1.375" diameter), Illuminated White Plastic Insert
	Universal Series PB-2	Flush, Black Plastic Halo (1.375" diameter), Illuminated White Plastic Insert
	Universal Series PB-3	Flush, Black Plastic Halo (1.375" diameter) with Projecting Illuminated White Plastic Insert CA Code Compliant - Full Face Illumination
	Universal Series PB-4	Projecting, Black Halo (1.375" square), Illuminated White Plastic Insert
	Universal Series PB-5	Flush, Black Plastic Halo (1.375" square), Illuminated White Plastic Insert
	Universal Series PB-6	Flush, Black Plastic Halo (1.375" square) with Projecting Illuminated White Plastic Insert CA Code Compliant - Full Face Illumination
	Decorator Series PB-7	Flush, Black Plastic Halo, Illuminated White Plastic Insert
	Security Series PB-11	Convex, Metal (1.375" diameter), Stainless Steel, Red Illuminated Jewel
	Security Series PB-12	Convex, Metal (1.375" diameter), Stainless Steel, Non-Illuminated
	Security Series PB-13	Projecting, Metal (1.375" diameter), Illuminated Red Center Jewel California Code Compliant
	Security Series PB-14	Projecting, Metal (1.375" diameter), Non-Illuminated California Code Compliant
	Security Series PB-15	Projecting, Metal (1.375" diameter), Engraved Cut Through, Illuminated Number or Character California Code Compliant
	Security Series PB-16	Projecting, Metal (1.250" square), Red Illuminated Jewel California Code Compliant
	Security Series PB-17	Projecting, Metal (1.250" square), Non-Illuminated California Code Compliant
	Security Series PB-18	Projecting, Metal (1.250" square), Engraved Cut Through, Illuminated Number or Character California Code Compliant
	Security Series PB-19	Projecting, Concave, Formed Round (1.375" diameter) Metal, Red Illuminated Jewel
	Security Series PB-20	Projecting, Concave, Formed Round (1.375" diameter) Metal, Non-Illuminated
	Premier Series PB-21	Projecting, Metalized Plastic Illuminated Halo (1.375" diameter), Illuminated Metalized Plastic Insert
	Premier Series PB-22	Projecting, Metalized Plastic Illuminated Halo (1.375" square), Illuminated Metalized Plastic Insert

Right on the Button.

From the most simple incandescent backlit button to our almost bulletproof Bruiser design, every push button device we manufacture is built to the highest standards of quality to meet or exceed ADA and ANSI A17.1 compliance as well as state and local codes. Mechanical contact operation or micro-touch solid state operation is available. Please ask your service representative which is best for your project.

	Bruiser Series PB-23	Flush, Round (1.312" diameter), Metal, Illuminated Red Center Jewel, Counter-bored Stop
	Bruiser Series PB-24	Flush, Round (1.312" diameter) Metal, Non-Illuminated, Counter-bored Stop
	Bruiser Series PB-25	Domed, Round (1.312" diameter) Metal, Illuminated, Counter-bored Stop
	Bruiser Series PB-26	Domed, Round (1.312" diameter) Metal, Non-Illuminated, Counter-bored Stop
	Bruiser Series PB-27	Projecting, Metal, Illuminated Red Center Jewel, Counter-bored Stop <i>California Code Compliant</i>
	Bruiser Series PB-28	Projecting, Metal, Non-Illuminated, Counter-bored Stop <i>California Code Compliant</i>
	Prestige Series PB-29	Projecting, Round, Illuminated Plastic White Halo, Metal Insert
	Prestige Series PB-30	Projecting, Round, with Illuminated Flush Plastic White Halo, Projecting Metal Insert <i>California Code Compliant</i>
	Premier Series PB-31	Round, Illuminated, with Flush Metalized Illuminated Halo & Projecting Metalized Plastic Insert <i>California Code Compliant</i>
	Premier Series PB-32	Square, Illuminated, with Flush Metalized Illuminated Halo & Projecting Metalized Plastic Insert <i>California Code Compliant</i>
	Premier Series PB-33	Flush, Round, Illuminated, Metalized Halo & Insert
	Premier Series PB-34	Flush, Square, Illuminated, Metalized Halo & Insert
	Prestige Series PB-35	Projecting, Round, (1.375" diameter) Illuminated Halo, Metal Insert
	Pinnacle Series PB-36	Projecting, Round, Metalized Halo, (1.375" diameter), Illuminated Frosted Insert
	Pinnacle Series PB-37	Flush, Round, Metalized Halo, (1.375" diameter), Projecting Illuminated Frosted Insert <i>CA Code Compliant - Full Face Illumination</i>
	Security Series PB-38	Flush, Round, Convex Metal Insert, Illuminated Halo & Center Jewel
	Prestige Series PB-39	Flush, Round, Metal Insert, Illuminated Halo & Center Jewel
	Prestige Series PB-41	Flush, Round, Metal Insert (1.125" diameter), White Center Jewel
	Prestige Series PB-42	Flush, Round, Metal Insert (1.000" diameter), White Center Jewel

INNOVATION

Our Exclusive Multi-Volt Technology.

Every Innovation push button incorporates our exclusive Multi-Volt design, making our push buttons the most brilliant and flexible buttons in the world. Multi-Volt LED illumination technology means any of our push buttons will operate at 6 volts through 120 volts, AC or DC, without changing the lamp.

- Ultra-bright LED illumination in amber, white, red, green or blue
- Multiple voltage compatibility
- Extra long life lamps
- Lower heat build up
- Patent pending
- CSA approved



	Bruiser Series PB-43	Projecting, Round, (1.000" diameter), Illuminated Red Center Jewel, Counter-bored Stop <i>California Code Compliant</i>
	Premier Series PB-44	Flush, Round, Illuminated with Center Hole, Metalized Halo & Insert
	Prestige Series PB-45	Flush, Round, Domed Metal Insert, Illuminated Halo
	NEMA-4 Series PB-46	Projecting, Round, Metal Halo & Insert, Illuminating Center Jewel
	Prestige Series PB-47	Flush, Round, Metal Insert, Illuminated Halo <i>California Code Compliant</i>
	Prestige Series PB-48	Flush, Square, Metalized Halo, Metal Insert, Illuminated Square Halo
	Prestige Series PB-49	Flush, Square, Metalized Halo, Metal Insert, Illuminated Square Halo <i>California Code Compliant</i>
	Prestige Series PB-50	Flush, Metalized Halo, Illuminated Frosted Halo, Stainless Steel Insert
	Bruiser Series PB-52	Projecting, Round, Metal Sleeved Button, Red Illuminated Jewel
	Bruiser Series PB-53	Projecting, Round, Metal Sleeved Button, Non-Illuminated
	Bruiser Series PB-54	Projecting, Round, Metal Sleeved Button, Red Illuminated Jewel <i>California Code Compliant</i>
	Bruiser Series PB-55	Projecting, Round, Metal Sleeved Button, Non-Illuminated <i>California Code Compliant</i>
	Prestige Series PB-61	Projecting, Round (1.250" diameter), Metal, Illuminated Jewel <i>California Code Compliant</i>
	Prestige Series PB-66	Flush, Round, Metalized Halo, Metal Insert, Illuminated Round Halo
	Prestige Series PB-67	Projecting, Square, Metal Insert, Flush Illuminated Square Halo <i>California Code Compliant</i>
	Prestige Series PB-68	Projecting, Square, Metal Insert, Illuminated Square Halo
	Pinnacle VR Series PB-69	Projecting, Round, (1.312" diameter) Plastic Cap, Metal Halo, Counter-bored Stop <i>CA Code Compliant - Full Face Illumination</i>
	Pinnacle VR Series PB-70	Projecting, Round, (1.312" diameter) Plastic Cap, Flush Metal Halo, Counter-bored Stop <i>CA Code Compliant - Full Face Illumination</i>
	Pinnacle VR Series PB-71	Projecting, Round (1.312" diameter) Plastic Cap with Metal Ring Halo not Required, Counter-bored Stop <i>CA Code Compliant - Full Face Illumination</i>

Brilliant, colorful and creative, that describes all of our bar buttons. Exclusive Multi-Volt technology combined with the brilliant, evenly distributed LED lamp illumination, make these bar buttons the first choice for appearance and function.

Features include:

- Multi-Volt technology
- Five ultra-bright LED color choices of amber, white, green, red, blue
- CSA approved
- Muntz, bronze, mirrored or brushed stainless steel
- Available with illuminated cut out inlay for identifying special floor levels



BAR BUTTONS


	Bar Button PB-10	5" Button, Engraved Plastic
	Bar Button PB-40	5" Bruiser Button Red Illuminated Jewel
	Bar Button PB-56	4" Button, Engraved Plastic
	Bar Button PB-57	4" Button, Engraved Paint Filled Metal Inlay
	Bar Button PB-58	4" Button, Cut Through Epoxy Filled Metal Inlay
	Bar Button PB-59	5" Button, Engraved Metal Inlay
	Bar Button PB-60	5" Button, Cut Through Metal Inlay

BIG BUTTONS


	Big Button PB-62	2" Big Button, Plastic, Round
	Big Button PB-63	2" Big Button, Plastic, Square
	Big Button PB-64	2" Big Button, Cut Through Metal Inlay

THE RIGHT FINISH

Our standard metals are finished to the highest level of quality for consistent beauty and tough performance.



INNOVATION



 **INNOVATION**
INDUSTRIES INC
ELEVATOR FIXTURES & PUSH BUTTONS

3500 E. Main Street • Russellville, AR 72802
1.800.843.1004 • FAX: 479.968.7986
E-mail: iii@innovationind.com
www.innovationind.com

 **AIA** Document A310™ – 2010

Bid Bond

CONTRACTOR:

(Name, legal status and address)
D. C. Elevator, Inc.
709 Miles Point Way
Lexington, KY 40510

SURETY:

(Name, legal status and principal place of business)
Atlantic Specialty Insurance Company
605 Highway 169 North, Suite 800
Plymouth, MN 55441

OWNER:

(Name, legal status and address)
Lexington-Fayette Urban County Government (LFUCG)
200 East Main Street
Lexington, KY 40507

BOND AMOUNT: Five Percent (5%) of the Total Amount Bid

PROJECT:

(Name, location or address, and Project number, if any)
Bid No. 143-2022
Government Center Elevator Replacement

This document has important legal consequences. Consultation with an attorney is encouraged with respect to its completion or modification.

Any singular reference to Contractor, Surety, Owner or other party shall be considered plural where applicable.

The Contractor and Surety are bound to the Owner in the amount set forth above, for the payment of which the Contractor and Surety bind themselves, their heirs, executors, administrators, successors and assigns, jointly and severally, as provided herein. The conditions of this Bond are such that if the Owner accepts the bid of the Contractor within the time specified in the bid documents, or within such time period as may be agreed to by the Owner and Contractor, and the Contractor either (1) enters into a contract with the Owner in accordance with the terms of such bid, and gives such bond or bonds as may be specified in the bidding or Contract Documents, with a surety admitted in the jurisdiction of the Project and otherwise acceptable to the Owner, for the faithful performance of such Contract and for the prompt payment of labor and material furnished in the prosecution thereof; or (2) pays to the Owner the difference, not to exceed the amount of this Bond, between the amount specified in said bid and such larger amount for which the Owner may in good faith contract with another party to perform the work covered by said bid, then this obligation shall be null and void, otherwise to remain in full force and effect. The Surety hereby waives any notice of an agreement between the Owner and Contractor to extend the time in which the Owner may accept the bid. Waiver of notice by the Surety shall not apply to any extension exceeding sixty (60) days in the aggregate beyond the time for acceptance of bids specified in the bid documents, and the Owner and Contractor shall obtain the Surety's consent for an extension beyond sixty (60) days.

If this Bond is issued in connection with a subcontractor's bid to a Contractor, the term Contractor in this Bond shall be deemed to be Subcontractor and the term Owner shall be deemed to be Contractor.

When this Bond has been furnished to comply with a statutory or other legal requirement in the location of the Project, any provision in this Bond conflicting with said statutory or legal requirement shall be deemed deleted herefrom and provisions conforming to such statutory or other legal requirement shall be deemed incorporated herein. When so furnished, the intent is that this Bond shall be construed as a statutory bond and not as a common law bond.

Signed and sealed this 13th day of December, 2022.

D. C. Elevator, Inc.

(Principal)

(Seal)

(Witness)

Christi West

(Witness)

(Title)

Atlantic Specialty Insurance Company

(Surety)

Tammy Masterson
(Title) Tammy Masterson, Attorney-In-Fact





Power of Attorney

KNOW ALL MEN BY THESE PRESENTS, that ATLANTIC SPECIALTY INSURANCE COMPANY, a New York corporation with its principal office in Plymouth, Minnesota, does hereby constitute and appoint: **Stella Adams, G. Dale Derr, Tammy Masterson, Mark Nelson, Nancy Nemeč, Randal T. Noah, Liz Ohl, Katie Rose, Tiffany Gobich, Evan R. Derr, Audria Coleman, Kelsey Becker**, each individually if there be more than one named, its true and lawful Attorney-in-Fact, to make, execute, seal and deliver, for and on its behalf as surety, any and all bonds, recognizances, contracts of indemnity, and all other writings obligatory in the nature thereof; provided that no bond or undertaking executed under this authority shall exceed in amount the sum of: **unlimited** and the execution of such bonds, recognizances, contracts of indemnity, and all other writings obligatory in the nature thereof in pursuance of these presents, shall be as binding upon said Company as if they had been fully signed by an authorized officer of the Company and sealed with the Company seal. This Power of Attorney is made and executed by authority of the following resolutions adopted by the Board of Directors of ATLANTIC SPECIALTY INSURANCE COMPANY on the twenty-fifth day of September, 2012:

Resolved: That the President, any Senior Vice President or Vice-President (each an "Authorized Officer") may execute for and in behalf of the Company any and all bonds, recognizances, contracts of indemnity, and all other writings obligatory in the nature thereof, and affix the seal of the Company thereto; and that the Authorized Officer may appoint and authorize an Attorney-in-Fact to execute on behalf of the Company any and all such instruments and to affix the Company seal thereto; and that the Authorized Officer may at any time remove any such Attorney-in-Fact and revoke all power and authority given to any such Attorney-in-Fact.

Resolved: That the Attorney-in-Fact may be given full power and authority to execute for and in the name and on behalf of the Company any and all bonds, recognizances, contracts of indemnity, and all other writings obligatory in the nature thereof, and any such instrument executed by any such Attorney-in-Fact shall be as binding upon the Company as if signed and sealed by an Authorized Officer and, further, the Attorney-in-Fact is hereby authorized to verify any affidavit required to be attached to bonds, recognizances, contracts of indemnity, and all other writings obligatory in the nature thereof.

This power of attorney is signed and sealed by facsimile under the authority of the following Resolution adopted by the Board of Directors of ATLANTIC SPECIALTY INSURANCE COMPANY on the twenty-fifth day of September, 2012:

Resolved: That the signature of an Authorized Officer, the signature of the Secretary or the Assistant Secretary, and the Company seal may be affixed by facsimile to any power of attorney or to any certificate relating thereto appointing an Attorney-in-Fact for purposes only of executing and sealing any bond, undertaking, recognizance or other written obligation in the nature thereof, and any such signature and seal where so used, being hereby adopted by the Company as the original signature of such officer and the original seal of the Company, to be valid and binding upon the Company with the same force and effect as though manually affixed.


IN WITNESS WHEREOF, ATLANTIC SPECIALTY INSURANCE COMPANY has caused these presents to be signed by an Authorized Officer and the seal of the Company to be affixed this twenty-seventh day of April, 2020.

STATE OF MINNESOTA
HENNEPIN COUNTY



By *Paul J. Brehm*
Paul J. Brehm, Senior Vice President

On this twenty-seventh day of April, 2020, before me personally came Paul J. Brehm, Senior Vice President of ATLANTIC SPECIALTY INSURANCE COMPANY, to me personally known to be the individual and officer described in and who executed the preceding instrument, and he acknowledged the execution of the same, and being by me duly sworn, that he is the said officer of the Company aforesaid, and that the seal affixed to the preceding instrument is the seal of said Company and that the said seal and the signature as such officer was duly affixed and subscribed to the said instrument by the authority and at the direction of the Company.



Alison Nash-Trout
Notary Public

I, the undersigned, Secretary of ATLANTIC SPECIALTY INSURANCE COMPANY, a New York Corporation, do hereby certify that the foregoing power of attorney is in full force and has not been revoked, and the resolutions set forth above are now in force.

Signed and sealed. Dated 13th day of December, 2022.

This Power of Attorney expires
January 31, 2025



Kara Barrow
Kara Barrow, Secretary