



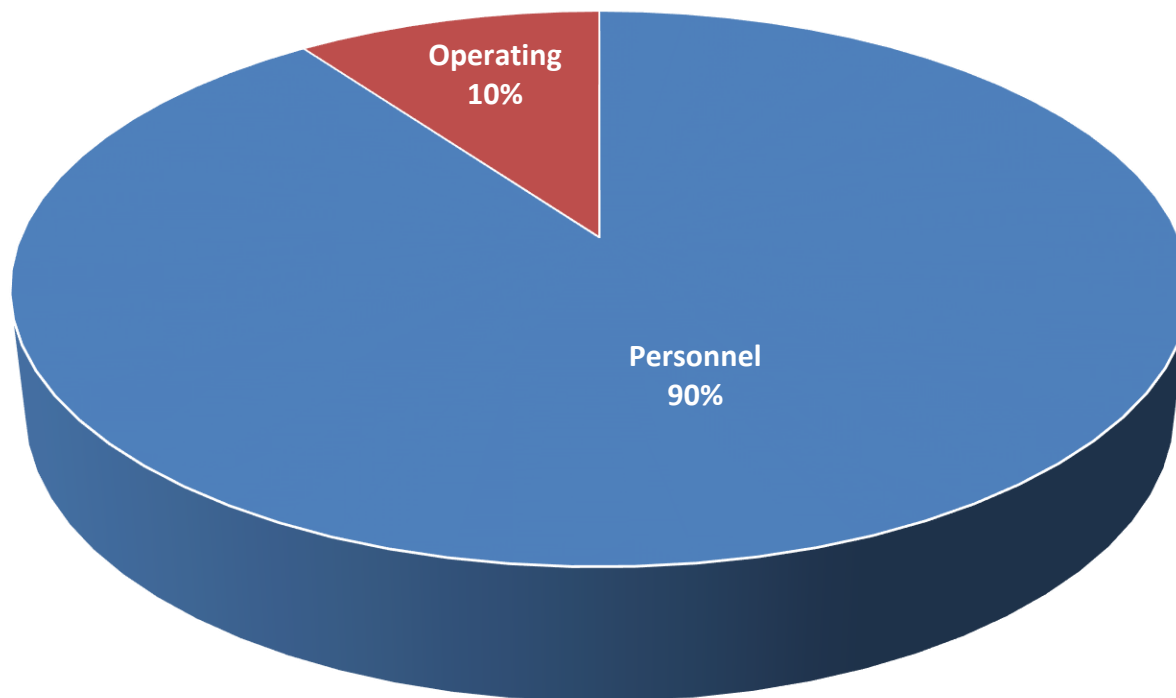
nami

National Alliance on Mental Illness

Lexington

namilex.org

\$370,000 2-year Investment



Increase in team diversity, total staff hours, and case load

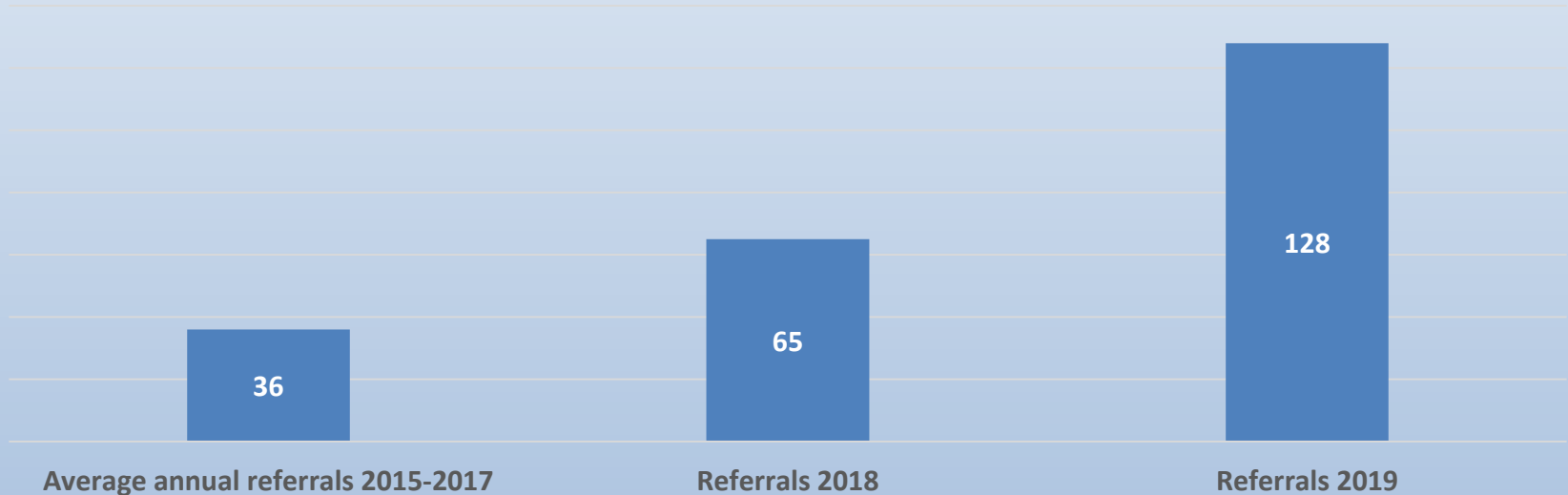


nami

National Alliance on Mental Illness

Lexington
namilex.org

FMHC Referrals
2015-2019



**80.5% increase in referrals in 2018 and a
96.9% increase in 2019 - The word is out about the
effectiveness of the FMHC program!**



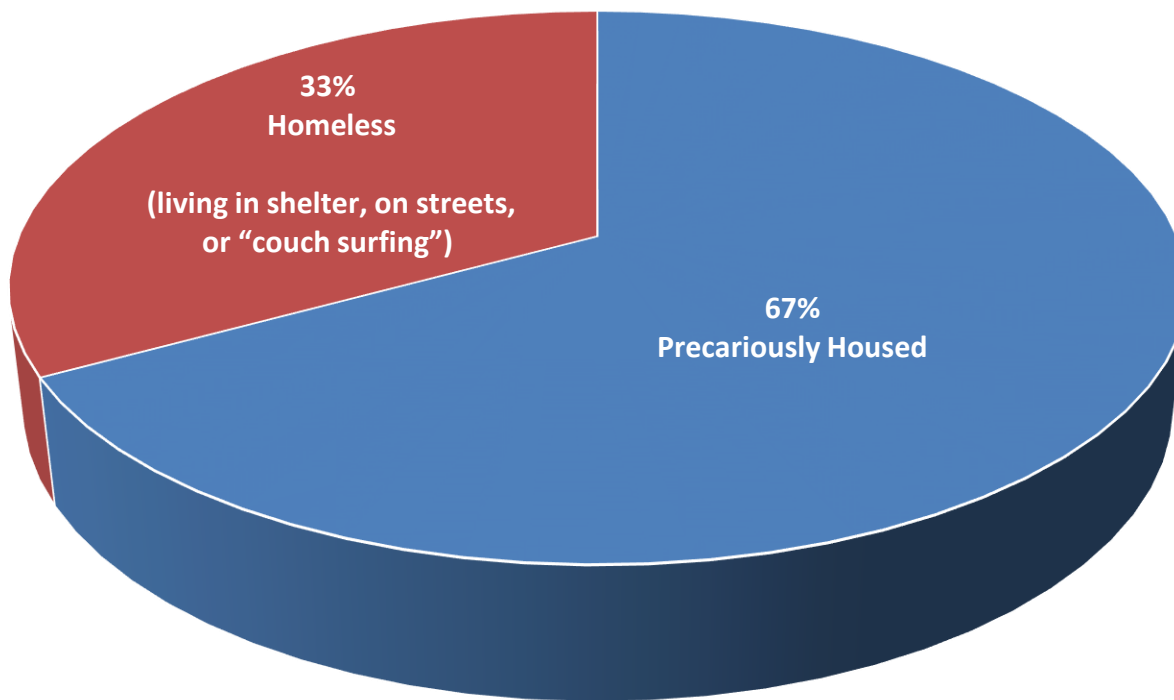
nami

National Alliance on Mental Illness

Lexington

namilex.org

Housing at program entry





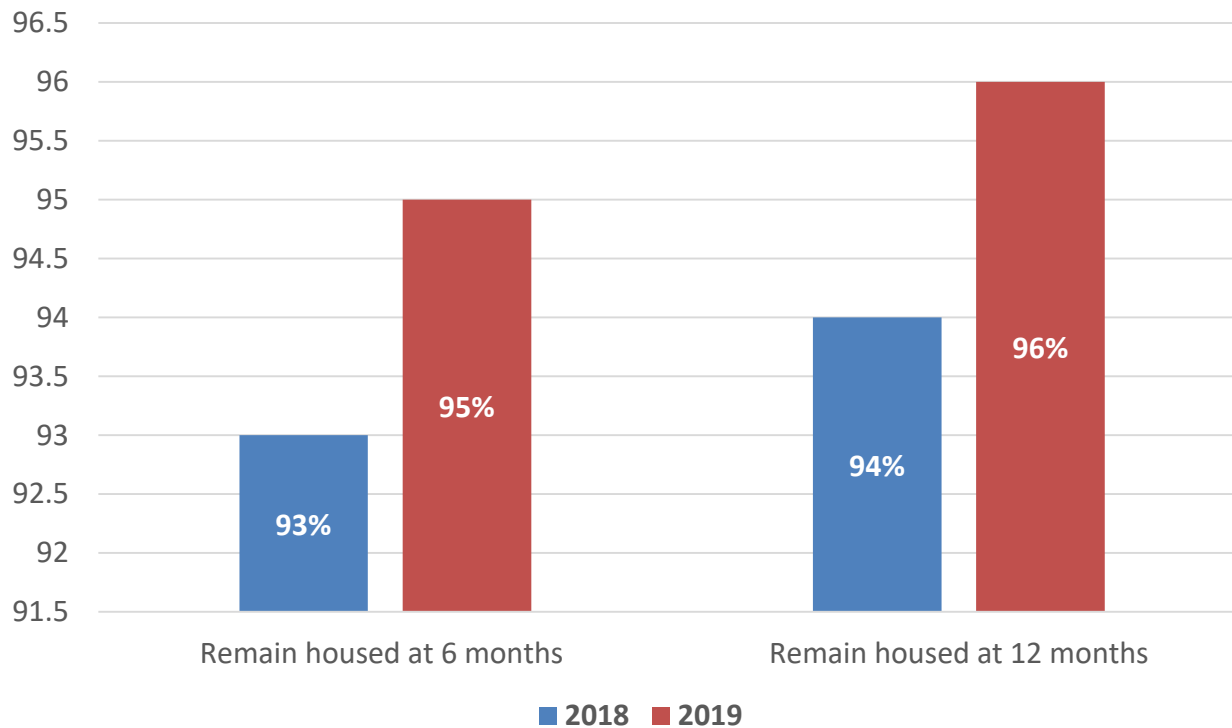
nami

National Alliance on Mental Illness

Lexington

namilex.org

Housing Sustained





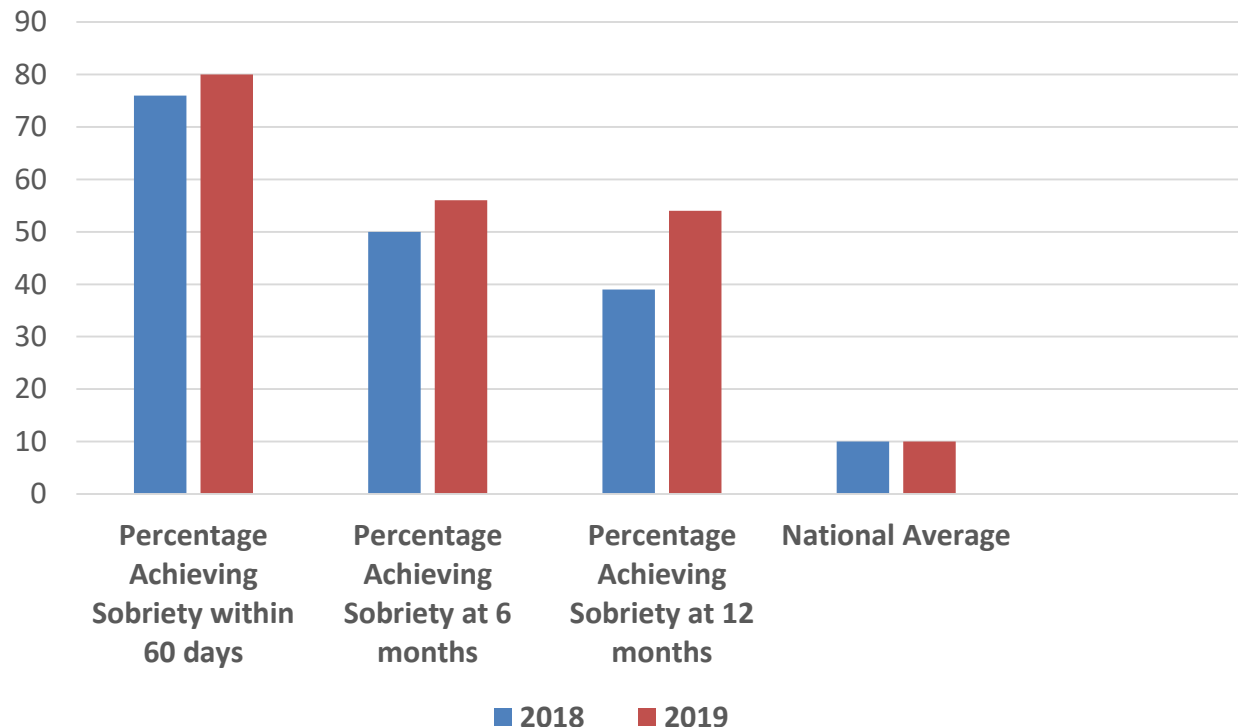
nami

National Alliance on Mental Illness

Lexington

namilex.org

FMHC Clients Achieving Total Sobriety



**Sobriety reflects 100% abstinence.
FMHC Participants experience minimal relapse
when compared to a 10% national statistics rate.**

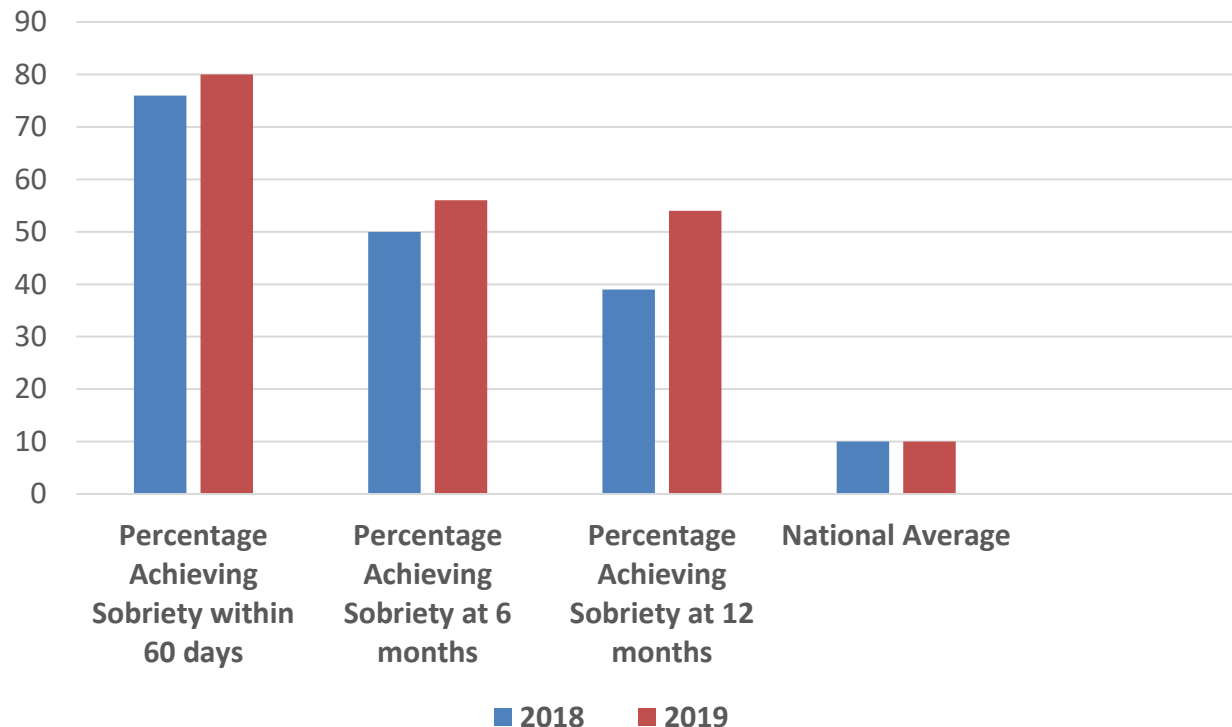


nami

National Alliance on Mental Illness

Lexington
namilex.org

FMHC Clients Achieving Total Sobriety



80% - FMHC Participants are dual-diagnosed with Serious Mental Illness and Substance Use Disorder



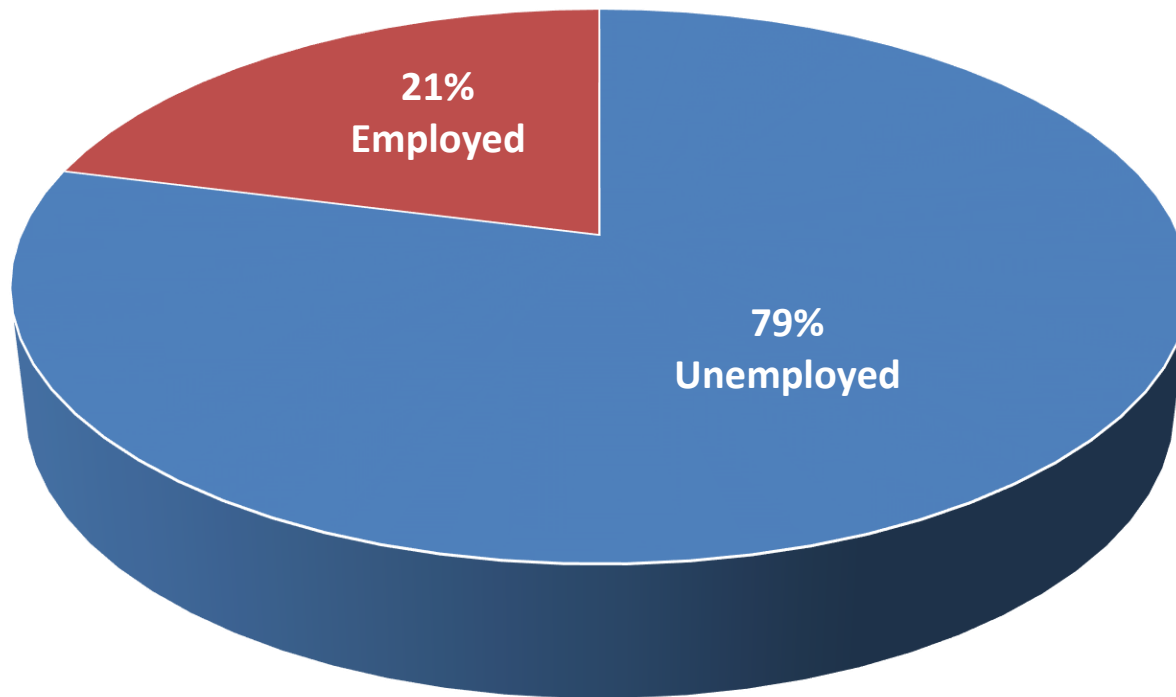
nami

National Alliance on Mental Illness

Lexington

namilex.org

FMHC Participants Unemployed



Upon entry into the program our clients had an 79% unemployment rate!



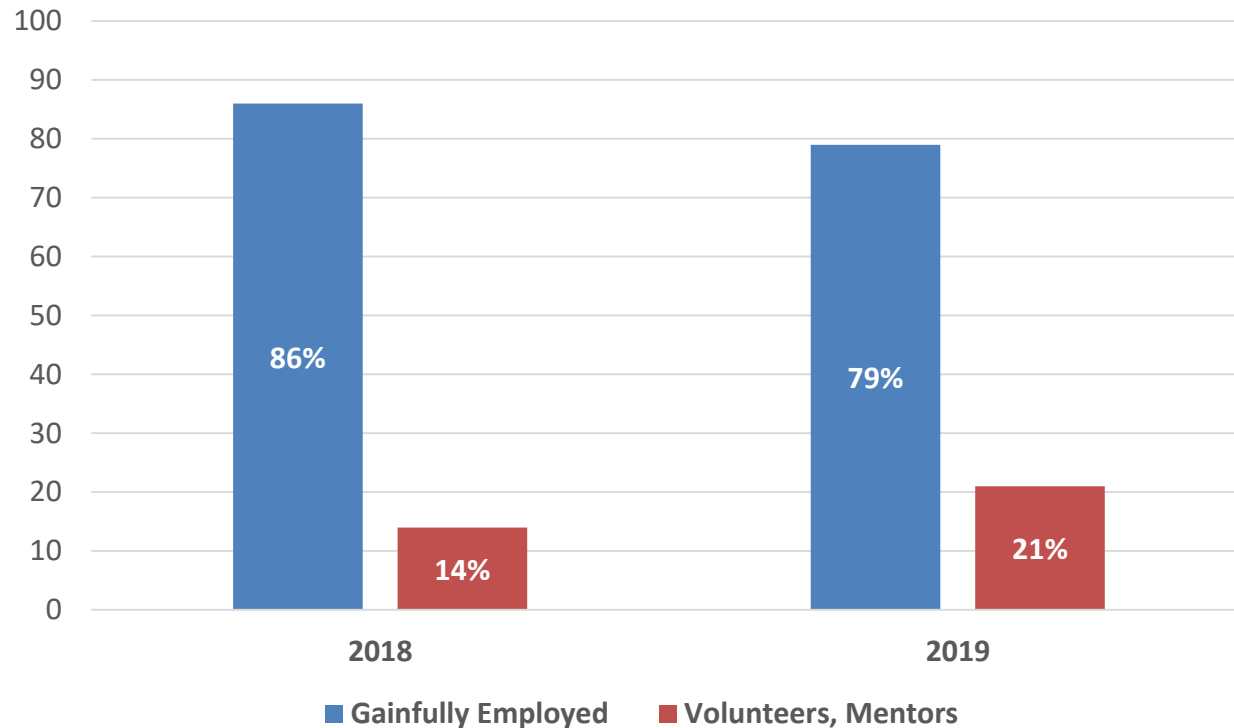
nami

National Alliance on Mental Illness

Lexington

namilex.org

Productivity of FMHC Graduates



**26 of our 33 graduates are gainfully employed tax paying citizens!
The other 7 graduates are productive - volunteering
in community programs and engaging with family.**



nami

National Alliance on Mental Illness

Lexington

namilex.org

\$200,000 Investment FY19 / \$170,000 Investment FY20
ROI – 2 Year Return on Investment

FCDC Savings

15,064 days of incarceration diverted
X \$72 / day = \$1,084,608



nami

National Alliance on Mental Illness

Lexington

namilex.org

**\$200,000 Investment FY19 / \$170,000 Investment FY20
ROI – 2 Year Return on Investment**

FCDC Savings

Nationwide, persons with Serious Mental Illness who are incarcerated locally require an average of 60% more resources than other individuals.

**15,064 days of incarceration diverted
X \$115.20 / day = \$1,735,733**



nami

National Alliance on Mental Illness

Lexington
namilex.org

\$200,000 Investment FY19 / \$170,000 Investment FY20
ROI – 2 Year Return on Investment

Each program graduate saves Law Enforcement
\$22,865 / year or \$5,716 / quarter

66 post-graduate quarters in 2018

X \$5,716 / quarter = \$377,273

119 post-graduate quarters in 2019

X \$5,716 / quarter = \$680,204

Total cost savings - \$377,273 + 680,204 = \$1,057,477

\$1,057,477 / \$370,000 = 285.80%



nami

National Alliance on Mental Illness

Lexington
namilex.org

\$200,000 Investment FY19 / \$170,000 Investment FY20

ROI – 2 Year Return on Investment

FCDC

15,064 days of incarceration diverted

X \$72 / day = \$1,084,608 OR

Using national average for additional resources required

15,064 days X \$115.20 / day = \$1,735,733

Lexington Police Department

Post-graduate cost savings = \$1,057,477

Conservatively - \$2,142,085 / \$370,000 = 578.94%

OR

Realistically - \$2,793,210 / \$370,000 = 754.92%