



National Alliance on Mental Illness

**nami**

**Lexington**

**Fayette County Mental Health Court**

# Fayette Mental Health Court Team

- Judge John Tackett - Presiding Judge
- Kelly Gunning – Program Director
- Connie Milligan – Clinical Consultant
- Heather Matics – Assistant Commonwealth Attorney
- Public Defender's Office as assigned
- Jennifer Van Ort-Hazzard - Coordinator
- Randy Stafford – Addiction Services Coordinator
- Corey Hall - Peer Support Specialist
- Makia Adkins - Peer Support Specialist
- Jennifer Giles - Family/Peer Support Specialist

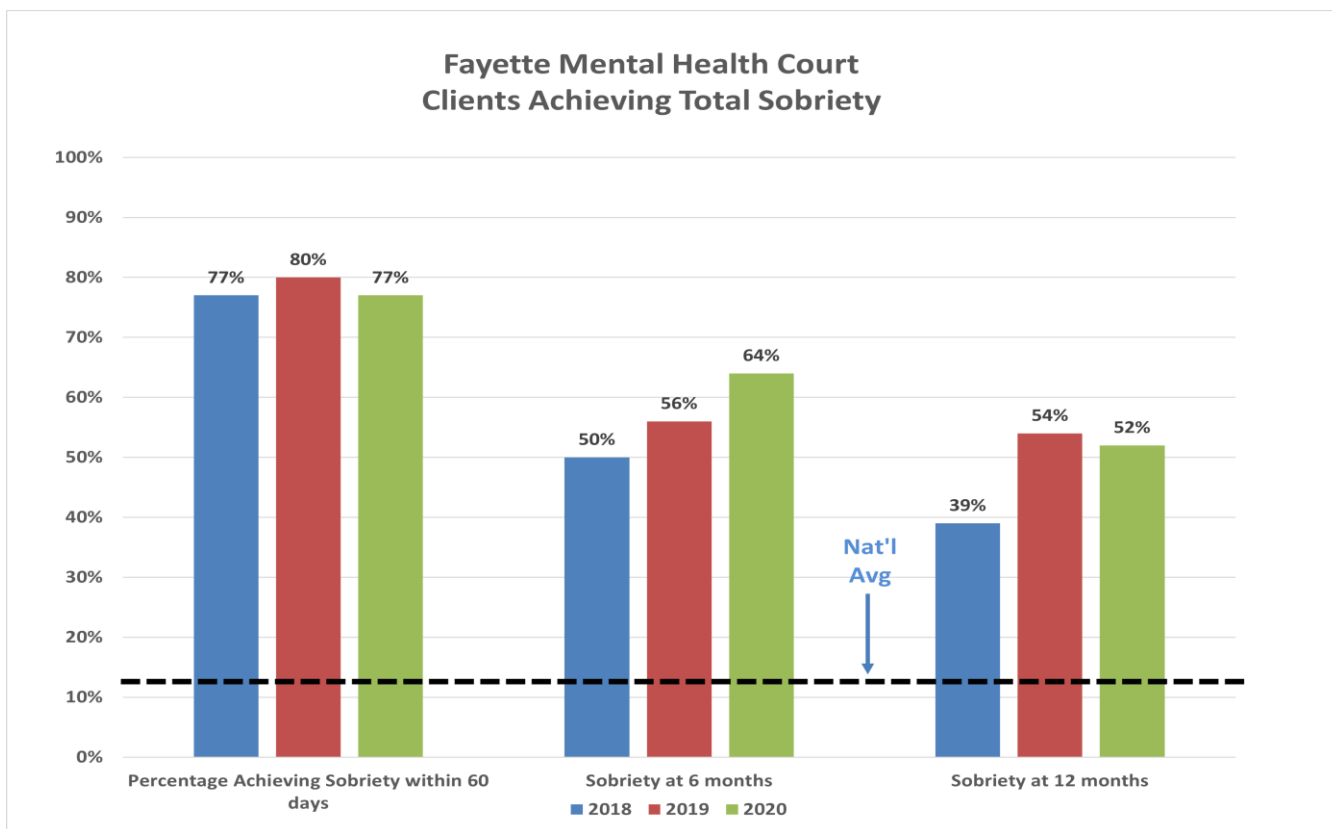




**nami**

National Alliance on Mental Illness

# Lexington



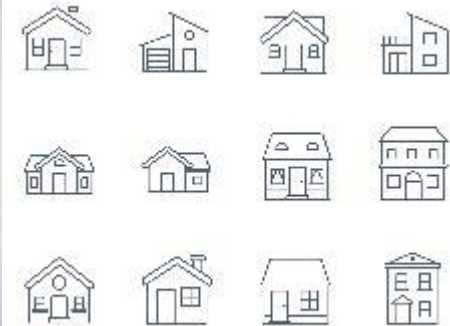
Sobriety reflects 100% abstinence. Despite 83% of them facing co-occurring diagnoses, FMHC participants experience minimal relapse when compared to a 10% national statistics rate.



**nami**

National Alliance on Mental Illness

# Lexington



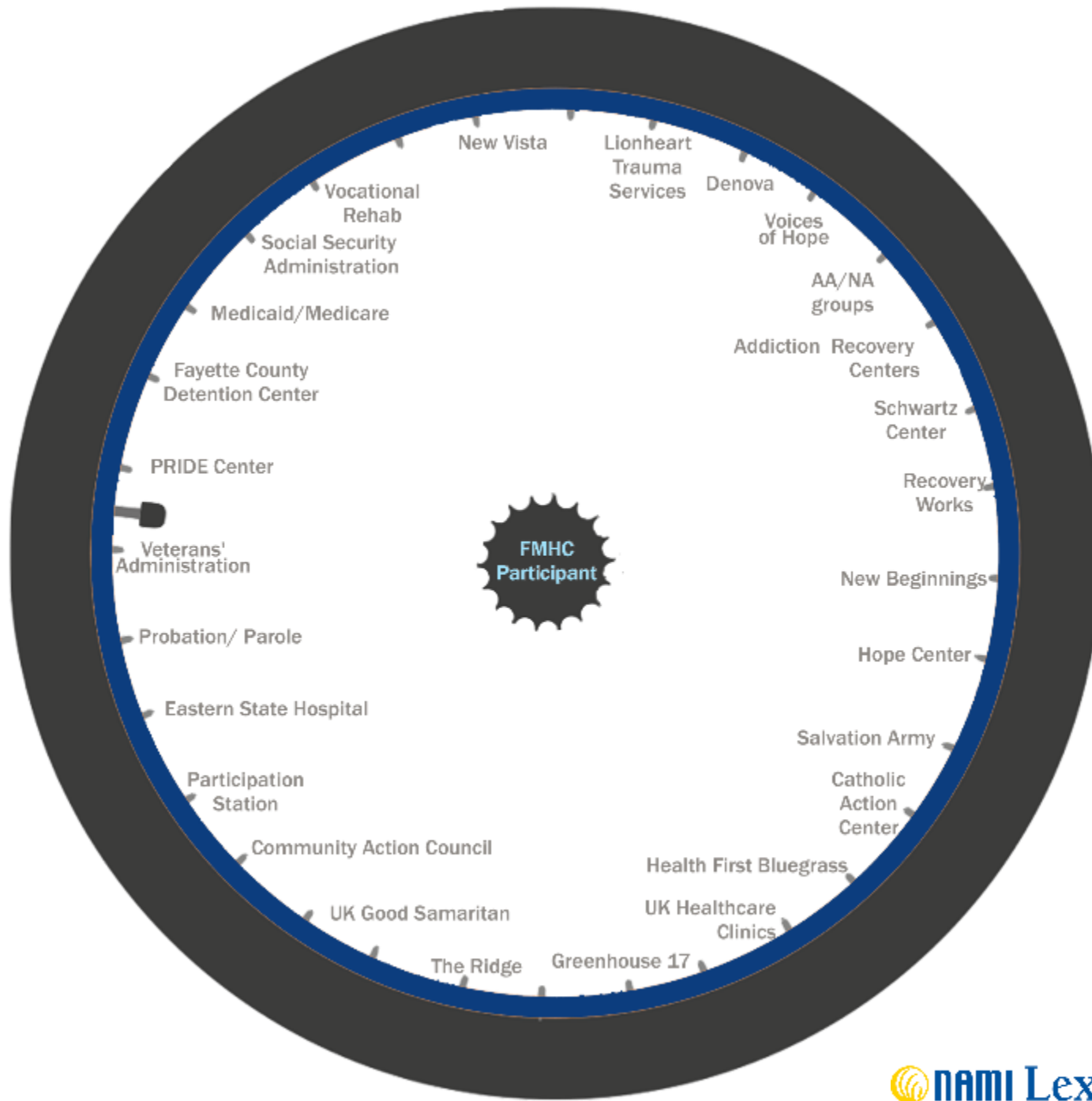
x3



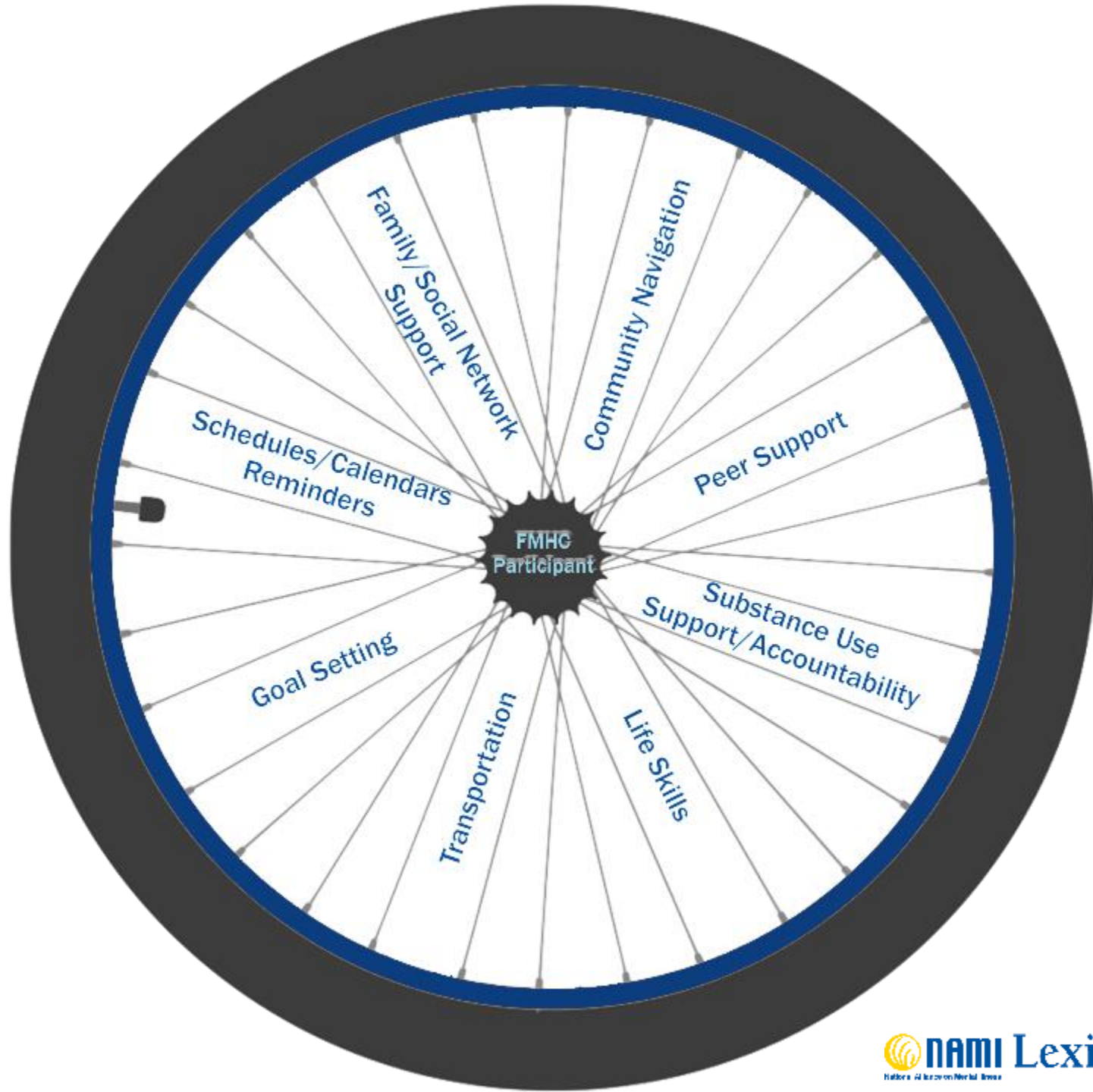


# Whole Person Wellness











Lexington

	<b>At Entry</b>	<b>At 12 Months</b>
<b>Housing</b>	33% of participants are experiencing homelessness	96% of participants are housed
<b>Criminal Justice Interface</b>	83% of participants have experienced previous arrests	74% have been arrest free since entry
<b>Employment</b>	75% of participants are unemployed	71% of graduates are employed at graduation

# Outcomes

July 1, 2018- December 31, 2020  
**\$455,000** Investment

**Return on Investment  
FCDC Savings**

**43,275 days of incarceration diverted  
X \$72 / day = \$3,115,800**

July 1, 2018- December 31, 2020

**\$455,000** Investment

**Return on Investment**

FCDC Savings

**Nationwide, persons with Serious Mental Illness who are incarcerated locally require an average of 60% more resources than other individuals.**

43,275 days of incarceration diverted

X \$115.20 / day = **\$4,985,280**

(days of incarceration diverted for any non-graduation closed cases not counted)

July 1, 2018- December 31, 2020

**\$455,000** Investment

**Return on Investment**

Each program graduate saves Law Enforcement

\$22,865 / year or \$5,716 / quarter

**263** post-graduate quarters

X \$5,716 / quarter

Total cost savings: **\$1,503,308**

**$\$1,503,308 / \$455,000 = 330.4\%$**

(post graduate quarters involving recidivism not counted)

July 1, 2018- December 31, 2020

**\$455,000** Investment

**Return on Investment**

FCDC

and

Lexington Police Department

$\$6,488,588 / \$455,000 = \mathbf{1,426\%}$



**Lexington**