



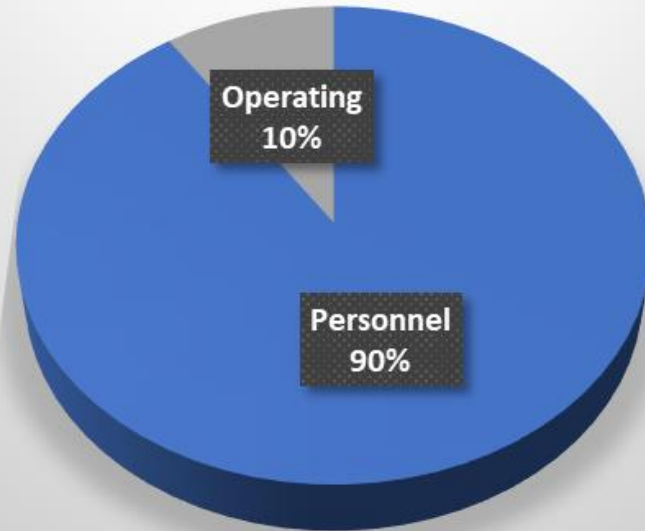
nami

National Alliance on Mental Illness

Lexington

namilex.org

\$200,000 Investment



LFUCG Funded Mental Health Court FY19



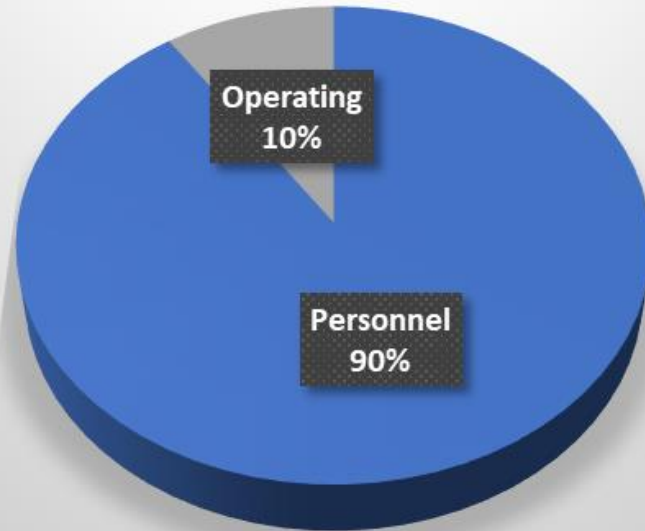
nami

National Alliance on Mental Illness

Lexington

namilex.org

\$200,000 Investment



**Increase in team diversity, total staff hours, and case load
(from 18 in December 2017 to 26 in December 2018)**

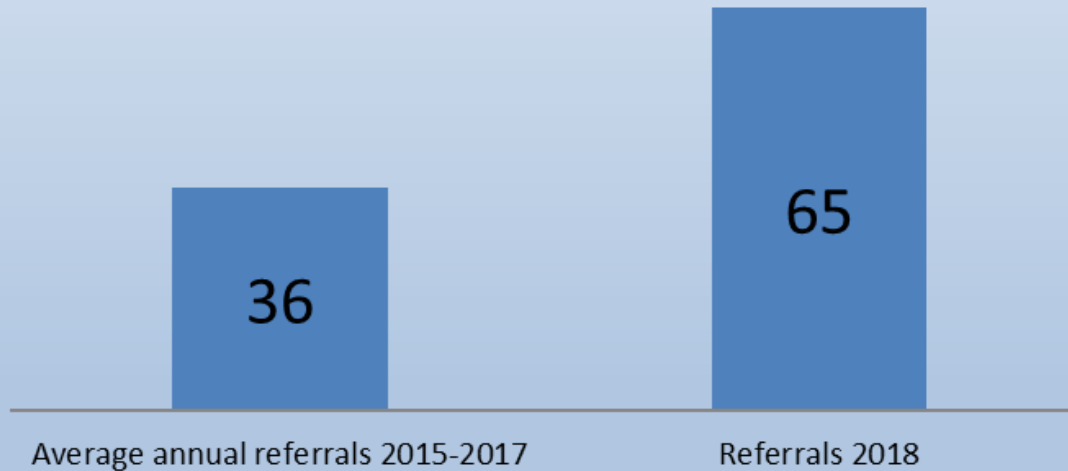


nami

National Alliance on Mental Illness

Lexington
namilex.org

FMHC Referrals 2015-2018



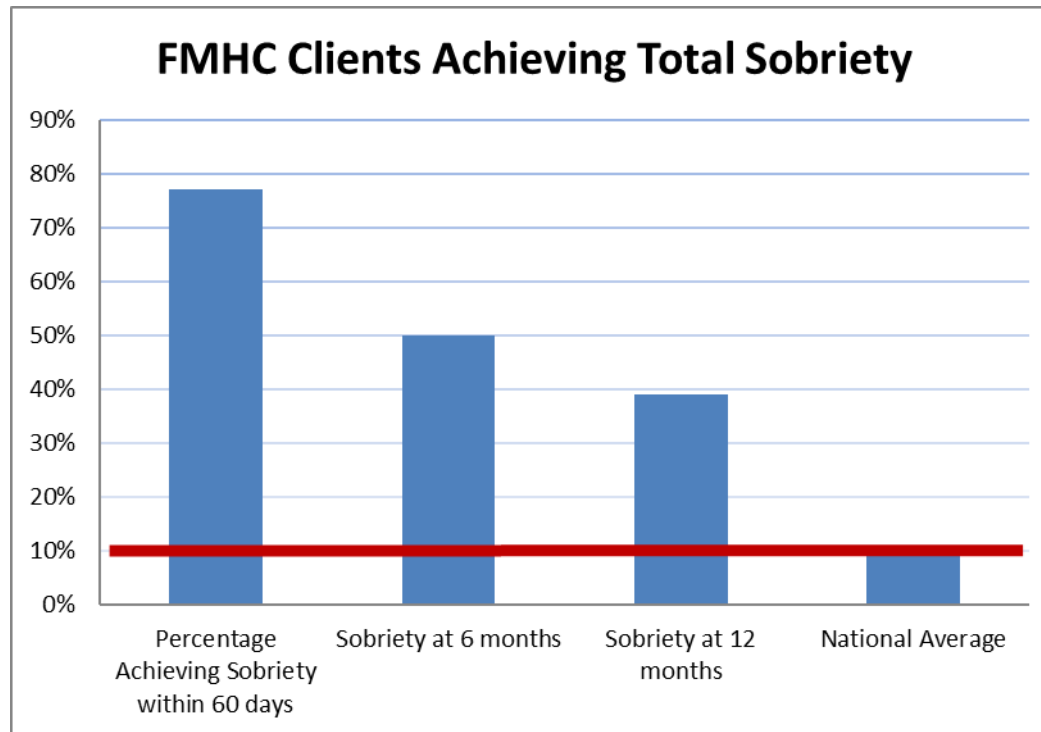
Significant increase in referrals in 2018!



nami

National Alliance on Mental Illness

Lexington
namilex.org



**Sobriety reflects 100% abstinence.
Participants experience minimal relapse
when compared to a 10% national statistics rate.**



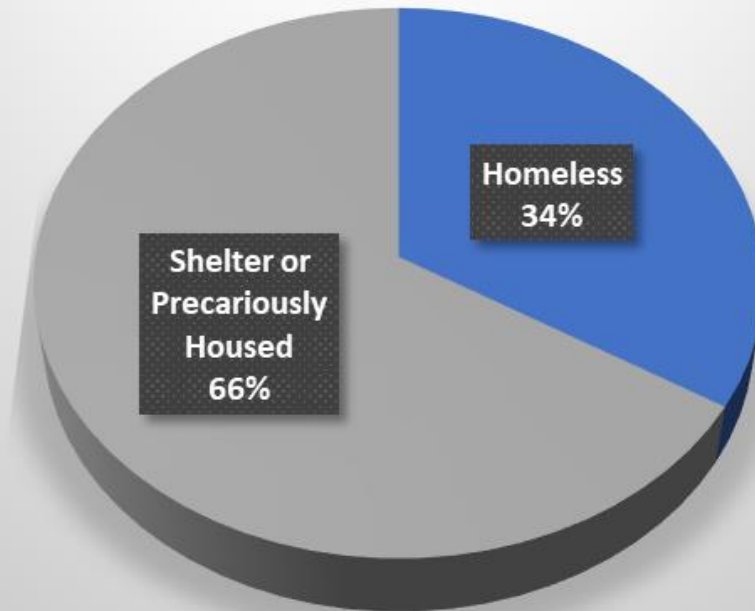
nami

National Alliance on Mental Illness

Lexington

namilex.org

Housing at program entry





nami

National Alliance on Mental Illness

Lexington

namilex.org

Housing Sustained


Remain housed at 6 months,
93%

Remain housed at 12 months,
94%

0%

50%

100%





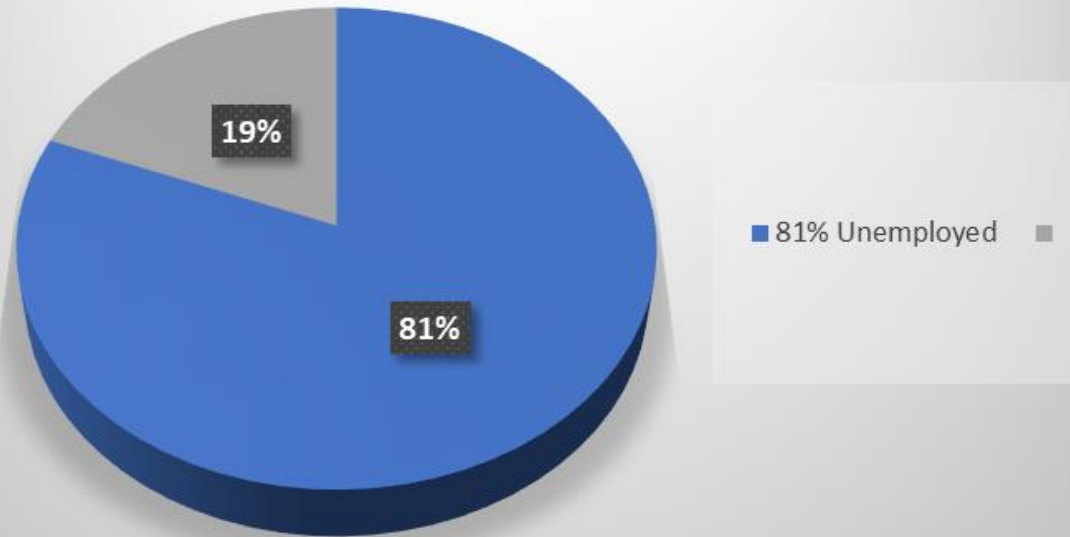
nami

National Alliance on Mental Illness

Lexington

namilex.org

FMHC Participants Unemployed



Upon entry into the program our clients had an 81% unemployment rate!



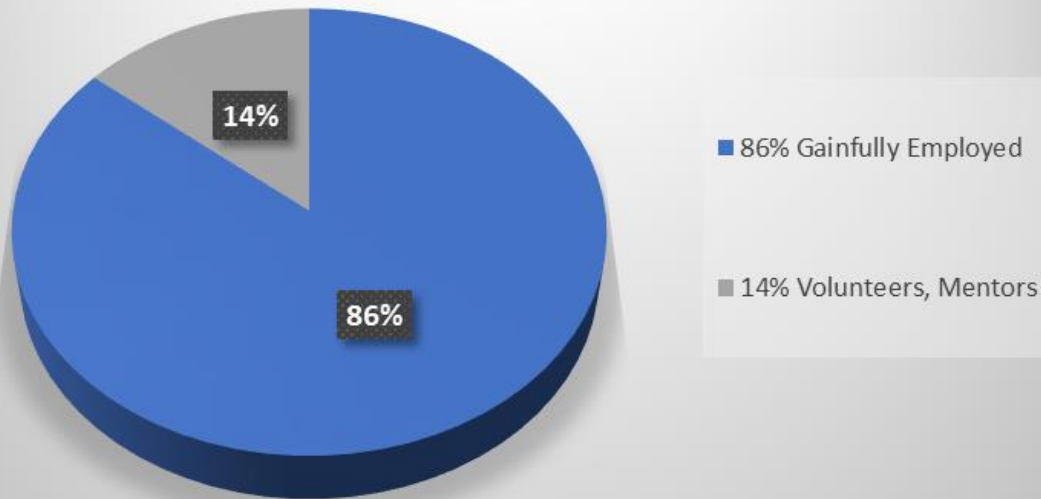
nami

National Alliance on Mental Illness

Lexington

namilex.org

Productivity of FMHC Graduates



**18 of our 21 graduates are gainfully employed tax paying citizens!
The other 3 graduates spend significant time volunteering in community programs.**



nami

National Alliance on Mental Illness

Lexington
namilex.org

\$200,000 Investment

ROI – 1 Year Return on Investment

10,445 days of incarceration diverted
X \$72 / day = \$752,040

Each program graduate saves Law Enforcement
\$22,865 / year or \$5,716 / quarter

66 post-graduate quarters in 2018
X \$5,716 / quarter = \$377,273

Total cost savings \$752,040 + \$377,273 = \$1,129,313

1,129,313 / 200,000 = 564.65%