

**SAK CONSTRUCTION PROJECTS LIST
Completed Project List**

VP Job #	Project Name	Owner's Contact Information	Address	Superintendent	Project Manager	Type	Completed Date	Completed Amount	Percent Complete	Footage Complete	Diameters
10803.01	Tamarrac, FL Sanitary Sewer Mains First 1 yr Renewal	Scott London, City of Tamarrac P 954.597.3753 F 954.597.3520	10101 State Street Tamarrac, FL 33321	Jeremy Richard/ Stan Krause	Loren Goens	CIPP - FL	3/28/14	\$1,594,419.00	100%	52328	8", 10"
10803.11	Tamarrac, FL Sanitary Sewer Mains, 2013 term-Part 2	Scott London, City of Tamarrac P 954/597-3753 F 954/597-3520	10101 State Street Tamarrac, FL 33321	Jeremy Richards	Randy Hansbrough	CIPP - FL	4/8/14	\$1,395,974.00	100%	52328	8", 10"
10803.12	Tamarrac, FL CIPP Lining Repairs 1 & 1, 2014	Scott London, City of Tamarrac P 954/597-3753 F 954/597-3520	10101 State Street Tamarrac, FL 33321	Jeremy Richard/ Stan Krause	Loren Goens	CIPP - FL	2/26/15	\$1,948,443.42	100%	33922	8", 10"
10803.13	Tamarrac, FL CIPP Lining Repairs 1 & 1, 2015	Scott London, City of Tamarrac P 954/597-3753 F 954/597-3520	10101 State Street Tamarrac, FL 33321	Jeremy Richard/ Stan Krause	Loren Goens	CIPP - FL	7/21/15	\$1,538,879.82	100%	38920	8", 10"
10803.14	Tamarrac, FL CIPP Lining Repairs 1 & 1, 2015	Scott London, City of Tamarrac P 954.597.3753 F 954.597.3520	10101 State Street Tamarrac, FL 33321	Angie Miller	Randy Hansbrough	CIPP - FL	10/15/16	\$2,852,508.18	100%	24045	8", 10"
10804.10	St. Joseph, MO CIPP, 22nd & Marion, Messamie & 8th	Gary Letlin, City of St. Joseph P 816.271-4626	1100 Frederick Ave. St. Joseph, MO 64501	Danny Brown	Dan Swidrak	CIPP - MO	1/8/14	\$14,242.90	100%	364	12", 15"
10804.11	St. Joseph, MO CIPP, Madison & Farlan	Gary Letlin, City of St. Joseph P 816.271-4626	1100 Frederick Ave. St. Joseph, MO 64501	Danny Brown	Dan Swidrak	CIPP - MO	1/10/14	\$16,390.40	100%	346	12", 24"
10804.12	St. Joseph, MO CIPP, Emergency 5th Avenue & Hamburg	Gary Letlin, City of St. Joseph P 816.271-4626	1100 Frederick Ave. St. Joseph, MO 64501	Danny Brown	Dan Swidrak	CIPP - MO	1/9/14	\$4,487.88	100%	144	12"
10804.13	St. Joseph, MO CIPP, Culvert at Woodfield Dr.	Gary Letlin, City of St. Joseph P 816.271-4626	1100 Frederick Ave. St. Joseph, MO 64501	Danny Brown	Dan Swidrak	CIPP - MO	1/9/14	\$1,188.50	100%	32	15"
10804.14	St. Joseph, MO CIPP, Augusta, 2nd, St. Joseph, Charles	Gary Letlin, City of St. Joseph P 816.271-4626	1100 Frederick Ave. St. Joseph, MO 64501	Danny Brown	Dan Swidrak	CIPP - MO	1/9/14	\$14,737.05	100%	428	12", 15"
10804.16	Lakeland, FL PO 255495	Kim Goldener, City of Lakeland P 863/834-6592 kim.goldener@lakelandgov.net	1825 Glenvale Street Lakeland, FL 33803	Jeremy Richard/ Stan Krause	Loren Goens	CIPP - FL	6/4/14	\$834,736.21	100%	25445	8", 10", 12", 15"
10804.17	St. Joseph, MO Sewer Lining 2014	Gary Letlin, City of St. Joseph P 816.271-4626	1100 Frederick Ave. St. Joseph, MO 64501	Danny Brown	Randy Malher	CIPP - MO	1/28/15	\$387,595.27	100%	8104	8", 10", 12", 14", 15", 18", 21", 24", 28", 30"
10804.18	Lakeland, FL PO 258901, SEPR 2014 thru 2015	Kim Goldener, City of Lakeland P 863/834-6592 kim.goldener@lakelandgov.net	1825 Glenvale Street Lakeland, FL 33803	Jeremy Richard/ Stan Krause	Loren Goens	CIPP - FL	8/25/15	\$672,339.00	100%	20508	8", 10", 15"
10804.19	St. Joseph, MO Sewer Lining 2015, R40089-04	Gary Letlin, City of St. Joseph P 816.271-4626	1100 Frederick Ave. St. Joseph, MO 64501	Danny Brown	Randy Malher	CIPP - MO	9/15/15	\$400,318.55	100%	8953	8", 10", 12", 15", 18", 21", 36", 60"

SAK CONSTRUCTION PROJECTS LIST

VP Job #	Project Name	Owner's Contact Information	Address	Superintendent	Project Manager	Type	Completed Date	Completed Amount	Percent Complete	Footage Complete	Diameters
10804.20	Prescott, AZ 2015-183, Small Dia Sanitary Rehab	Scott Gregorio, City of Prescott P 928-277-1628 scott.gregorio@prescott-az.gov	1505 Sundog Ranch Rd Prescott, AZ 86301	James Bower	Brian Ackerman	CIPP - AZ	6/28/16	\$735,290.69	100%	9980	6", 8", 10", 12", 18"
10804.21	St. Joseph, MO Sewer Lining 2015, R40089-05	Gary Leflin, City of St. Joseph P 816-277-4828	1100 Frederick Ave St. Joseph, MO 64501	Danny Brown	Randy Mather	CIPP - MO	4/29/16	\$146,288.50	100%	2723	8", 10", 12", 15", 24", 36"
10804.22	Orlando, FL L.B. McLeod Rd Sanitary Sewer Rehab CIP0059	Charles Conklin, City of Orlando P 407-248-3162 charlie.conklin@cityoforlando.net	400 South Orange Avenue Orlando, FL 32801	Brad Schenning	Leo Calvario	CIPP - FL	5/6/16	\$2,291,368.29	100%	3488	48"
10804.23	Lakeland, FL PO 264292, Sept 2015 thru 2016	Kim Goddeer, City of Lakeland P 863-834-6582 kim.goddeer@lakelandgov.net	1825 Glendale Street Lakeland, FL 33803	Stan Krause	Randy Hansbrough	CIPP - FL	9/15/16	\$825,297.25	100%	19602	8" - 10"
10804.24	St. Joseph, MO Sewer Lining 2016, R40089-06	Gary Leflin, City of St. Joseph P 816-271-4628	1100 Frederick Ave St. Joseph, MO 64501	Danny Brown	Randy Mather	CIPP - MO	7/29/16	\$89,464.15	100%	2386	8" - 10", 12", 24", 30"
10804.25	Frederick, MD Bridge No. F-30 Deepwood Dr.	Mike Wimpfyer, City of Frederick P 301-500-3851 mwimpfyer@cityoffrederick.com	Dogwood Drive Frederick, MD	None	Bob Queckenbush	CIPP - MD	6/17/16	\$453,100.00	100%	575	117" x 79" QLS Geotexte
10804.26	Prescott, AZ Small Diameter SS Rehabilitation Using CIPP Trenchless Technology Contract #2017-2077	Scott Gregorio, City of Prescott P 928-277-1628 scott.gregorio@prescott-az.gov	Public Work Department 433 N. Virginia St. Prescott, AZ 86301	James Bower	David Burbank	CIPP - AZ	6/30/17	\$698,089.11	100%	10888	8"
10804.27	St. Joseph, MO Sewer Lining 2016, R40089-07	Gary Leflin, City of St. Joseph P 816-271-4628	1100 Frederick Ave. St. Joseph, MO 64501	Danny Brown	Randy Mather	CIPP - MO	5/9/17	\$253,713.05	100%	8546	8" - 10", 12", 15", 18", 24"
10804.28	St. Joseph, MO Sewer Lining 2017, R40089-08	Gary Leflin, City of St. Joseph P 816-271-4628	1100 Frederick Ave. St. Joseph, MO 64501	Danny Brown	Randy Mather	CIPP - MO	1/29/18	\$242,623.60	100%	8413	8", 10", 12", 15"
11086	Flagg Creek, IL - 2011-2014 Sewer Lining Program Burr Ridge, IL - 3 Yr Term Contract	Terry Enyale, Flagg Creek Water Reclamation District P 630-632-3299 F 630-632-4230	7001 N Frontage Road Burr Ridge, IL 60527-5788	Jason Larey	Tim Duseen	CIPP - IL	9/30/14	\$1138,446.00	100%	20952	8", 12", 15", 18", 20", 22", 24", 30"
12108	Jackson, MN Sanitary Sewer Rehab 2012, B/M F13.014573	Gregory Mitchell, P. E., City of Jackson P 507-847-4410 F 507-847-5585	80 West Ashley Street Jackson, MN 56143	Josh Grote (Foreman)	Dan Swidrak	CIPP - MN	7/15/14	\$1,075,274.20	100%	43723	6", 8", 12", 18", 24"
12112	Greenville, SC FY 2013 Granby Sewer & MH Rehab	Ray Ovin, Jr., Renewable Water Resources P 864-288-4000 F 864-271-5852	561 Mauldin Rd Greenville, SC 29607	Mandel Maye/ Brad Schenning/ Stan Krause	Loren Goens	CIPP - SC	4/4/14	\$3,343,525.98	100%	32627	8", 10", 12", 15", 18", 24", 30"
12114	Tifton, GA Sanitary Sewer Improvements, FY2010 CDBG Project	Larry Riner, City of Tifton P 228-391-3537 lriener@tifton.net	204 North Ridge Ave. Tifton, GA 31794	Mandel Maye/ Stan Krause	Loren Goens	CIPP - GA	12/7/14	\$1,068,753.07	100%	4717	8", 10", 12", 15", 18", 24", 30"
12161	Sarasota, FL Colonial Cables, Ridge Road & Clearidge	John C. Chapman, Sarasota County Government P 941-581-0550 F 941-581-0559	1001 Sarasota Center Bldg. Sarasota, FL 34240	Chad Risher/ Stan Krause	Loren Goens	CIPP - FL	2/14/14	\$1,160,468.29	100%	6867	12", 14", 15", 17", 18", 19", 21", 24", 28", 30", 35", 43", 44", 56"

SAK CONSTRUCTION PROJECTS LIST

VP Job #	Project Name	Owner's Contact Information	Address	Supervisor	Project Manager	Type	Completed Date	Completed Amount	Percent Complete	Footage Complete	Diameters
12162 05	WSSC, MD IDQ Sewer Main, TO #5	Sam Ector, Washington Suburban Sanitary Commission P 301.206.8942	14051 Swetzer Lane Lauri, MD 20707	Chad Rusher	Bob Quackenbush	CIPP - MD	12/18/15	\$3,172,982.24	100%	11977	8", 10", 12", 14/15", 18"
12162 06	WSSC, MD IDQ Sewer Main, TO #6	Sam Ector, Washington Suburban Sanitary Commission P 301.206.8942	14051 Swetzer Lane Lauri, MD 20707	Chad Rusher	Bob Quackenbush	CIPP - MD	3/28/16	\$3,737,295.99	100%	2691	8", 18"
12178	Caltrans, CA 04-3A9214, RGW 1206	William S. Stewart, Sub to RGW Construction, Inc. P 925.606.2400 F 925.606.2499	550 Greenville Rd Livermore, CA 94550	Jermann Fraser	Todd Chalk	CIPP - CA	8/6/14	\$211,075.00	100%	2298	18", 21"
12185 01	WSSC, MD C/C66003E11, C66003A11, Rock Creek, TO #01	Wald Halboni Washington Suburban Sanitary Commission P 301.206.8732	14051 Swetzer Lane Lauri, MD 20707	Chad Rusher	Bob Quackenbush	CIPP - MD	4/4/16	\$1,620,080.88	100%	7217	8", 10", 12", 14/15", 18"
12185 03	WSSC, MD C/C66003E11, C66003A11, Rock Creek, TO #03	Wald Halboni Washington Suburban Sanitary Commission P 301.206.8732	14051 Swetzer Lane Lauri, MD 20707	Chad Rusher	Bob Quackenbush	CIPP - MD	12/11/17	\$2,579,000.04	100%	3769	8", 10", 12", 14", 16", 20", 30"
12185 04	WSSC, MD C/C66003E11, C66003A11, Rock Creek, TO #04	Wald Halboni Washington Suburban Sanitary Commission P 301.206.8732	14051 Swetzer Lane Lauri, MD 20707	Chad Rusher	Bob Quackenbush	CIPP - MD	4/5/16	\$4,478,971.44	100%	13118	8", 10", 15", 18", 27", 30"
12185 12	WSSC, MD C/C66003E11, C66003A11, Rock Creek, TO #12	Wald Halboni Washington Suburban Sanitary Commission P 301.206.8732	14051 Swetzer Lane Lauri, MD 20707	Chad Rusher	Bob Quackenbush	CIPP - MD	2/29/18	\$5,870,080.81	100%	5543	8", 16", 24", 30", 36"
12185 16	WSSC, MD C/C66003E11, C66003A11, Rock Creek, TO #16	Wald Halboni Washington Suburban Sanitary Commission P 301.206.8732	14051 Swetzer Lane Lauri, MD 20707	Chad Rusher	Bob Quackenbush	CIPP - MD	12/15/15	\$699,742.60	100%	2455	8", 10", 12"
12186 04	WSSC, MD C66000A11, Paint Bra, TO#04	Greg Guzikwiler, Washington Suburban Sanitary Commission P 301.206.8036	14051 Swetzer Lane Lauri, MD 20707	Chad Rusher	Bob Quackenbush	CIPP - MD	9/20/15	\$2,065,573.54	100%	4367	8", 10", 24"
12186 08	WSSC, MD C66000A11, Paint Bra, TO#08	Wayne Morris, Washington Suburban Sanitary Commission P 301.206.8036	14051 Swetzer Lane Lauri, MD 20707	Chad Rusher	Bob Quackenbush	CIPP - MD	10/21/17	\$3,020,352.60	100%	6400	8", 24", 27", 30"
12186 12	WSSC, MD C66000A11, Paint Bra, TO#12	Wayne Morris, Washington Suburban Sanitary Commission P 301.206.8036	14051 Swetzer Lane Lauri, MD 20707	Chad Rusher	Bob Quackenbush	CIPP - MD	10/17/16	\$214,513.24	100%	311	8"
12186 16	WSSC, MD C66000A11, Paint Bra, TO#16	Greg Guzikwiler, Washington Suburban Sanitary Commission P 301.206.8036	14051 Swetzer Lane Lauri, MD 20707	Chad Rusher	Bob Quackenbush	CIPP - MD	7/9/15	\$316,757.44	100%	4904	8", 10", 12"
13009 02	Pima County, AZ B & F Contracting, Work Order 2	Dan Foley, Sub to B&F Contracting, Inc. P 623.582.1170 F 623.582.3761	11011 North 23rd Avenue Phoenix, AZ 85028	Haus Hancock	David Burbank	CIPP - AZ	1/14/14	\$632,628.00	100%	15837	6", 8", 10", 12", 20"
13009 04	Pima County, AZ B & F Contracting, Work Order 4	Dan Foley, Sub to B&F Contracting, Inc. P 623.582.1170 F 623.582.3761	11011 North 23rd Avenue Phoenix, AZ 85028	Glenn Spears	David Burbank	CIPP - AZ	8/15/14	\$252,144.00	100%	7898	8"

SAK CONSTRUCTION PROJECTS LIST

VP Job #	Project Name	Owner's Contact Information	Address	Superintendent	Project Manager	Type	Completed Date	Completed Amount	Percent Complete	Footage Complete	Diameter
13009.05	Prima County, AZ B & F Contracting, Work Order 5	Dan Foley, Sub to B&F Contracting, Inc. P 623.582.1170 F 623.582.3761	11011 North 23rd Avenue Phoenix, AZ 85028	Glenn Spears	David Burbank	CIPP - AZ	9/8/14	\$66,922.00	100%	1983	8", 10"
13009.06	Prima County, AZ B & F Contracting, Work Order 6	Dan Foley, Sub to B&F Contracting, Inc. P 623.582.1170 F 623.582.3761	11011 North 23rd Avenue Phoenix, AZ 85028	Glenn Spears	David Burbank	CIPP - AZ	9/12/14	\$47,924.00	100%	529	18"
13009.07	Prima County, AZ B & F Contracting, Work Order 7	Dan Foley, Sub to B&F Contracting, Inc. P 623.582.1170 F 623.582.3761	11011 North 23rd Avenue Phoenix, AZ 85028	Glenn Spears	David Burbank	CIPP - AZ	11/15/14	\$153,988.00	100%	4500	8", 12"
13009.08	Prima County, AZ B & F Contracting, Work Order 8	Dan Foley, Sub to B&F Contracting, Inc. P 623.582.1170 F 623.582.3761	11011 North 23rd Avenue Phoenix, AZ 85028	Glenn Spears	David Burbank	CIPP - AZ	3/27/15	\$490,866.00	100%	3949	8"
13009.09	Prima County, AZ B & F Contracting, Work Order 9	Dan Foley, Sub to B&F Contracting, Inc. P 623.582.1170 F 623.582.3761	11011 North 23rd Avenue Phoenix, AZ 85028	Glenn Spears	David Burbank	CIPP - AZ	4/23/15	\$41,916.00	100%	1304	8"
13009.1	Prima County, AZ B & F Contracting, Work Order 10	Dan Foley, Sub to B&F Contracting, Inc. P 623.582.1170 F 623.582.3761	11011 North 23rd Avenue Phoenix, AZ 85028	Glenn Spears	David Burbank	CIPP - AZ	7/23/15	\$339,819.00	100%	8808	8", 18"
13009.11	Prima County, AZ B & F Contracting, Work Order 11	Dan Foley, Sub to B&F Contracting, Inc. P 623.582.1170 F 623.582.3761	11011 North 23rd Avenue Phoenix, AZ 85028	James Bower/Jamann Frazer	David Burbank	CIPP - AZ	11/20/15	\$215,198.00	100%	6472	8", 12"
13009.12	Prima County, AZ B & F Contracting, Work Order 12	Dan Foley, Sub to B&F Contracting, Inc. P 623.582.1170 F 623.582.3761	11011 North 23rd Avenue Phoenix, AZ 85028	Jamann Frazer	David Burbank	CIPP - AZ	2/4/16	\$301,241.50	100%	9001	8", 10"
13009.13	Prima County, AZ B & F Contracting, Work Order 13	Dan Foley, Sub to B&F Contracting, Inc. P 623.582.1170 F 623.582.3761	11011 North 23rd Avenue Phoenix, AZ 85028	James Bower	David Burbank	CIPP - AZ	6/8/16	\$215,518.00	100%	6742	8"
13009.14	Prima County, AZ B & F Contracting, Work Order 14	Dan Foley, Sub to B&F Contracting, Inc. P 623.582.1170 F 623.582.3761	11011 North 23rd Avenue Phoenix, AZ 85028	Gary Rodgers	David Burbank	CIPP - AZ	4/7/17	\$191,811.00	100%	1257	30"
13009.15	Prima County, AZ B & F Contracting, Work Order 15	Dan Foley, Sub to B&F Contracting, Inc. P 623.582.1170 F 623.582.3761	11011 North 23rd Avenue Phoenix, AZ 85028	James Bower/Gary Rogers	David Burbank	CIPP - AZ	2/23/17	\$128,715.00	100%	3381	8"
13010.01	Reno, NV WA-2013-465, 1400065, E Commercial Row	Michael Stram, City of Reno P 775.334.2350 F 775.334.2490	One East First Street, 8th Floor PO Box 1900 Reno, NV 89505	Thomas Petanovich Andrew Johnson	Todd Chalk	CIPP - NV	2/20/14	\$438,083.75	100%	3103	18", 36"
13010.02	Reno, NV WA-2013-462, 140005, E Commercial Row Additional Work 2	Michael Stram, City of Reno P 775.334.2350 F 775.334.2490	One East First Street, 8th Floor PO Box 1900 Reno, NV 89505	Thomas Petanovich Andrew Johnson	Todd Chalk	CIPP - NV	8/20/14	\$213,827.25	100%	2200	18"
13017	Sarasota, FL 13-112 LKO Sewer Cleaning/Linb. Services	City of Sarasota P 941.394.4151	1565 First Street, Room 205 Sarasota, FL 34236	Jeremy Richard/ Stan Krause	Loren Goens	CIPP - FL	1/10/14	\$1,102,375.57	100%	39291	8", 10", 15", 18", 36"

SAK CONSTRUCTION PROJECTS LIST

VP Job #	Project Name	Owner's Contact Information	Address	Superintendent	Project Manager	Type	Completed Date	Completed Amount	Percent Complete	Footage Complete	Diameters
13019	Cathlamet, CA 06-471004, Security Paving, 315-11	Joe Ferrandis, Sub to Security Paving Company, Inc. P 818,767,8418 F 323,875,1089	PO Box 1489 Sun Valley, CA 91353	Andrew Johnson	Todd Chalk	CIPP - CA	9/5/14	\$42,980.00	100%	68	24"
13023	Phoenias Park, F 13-014 Annual Cleaning, Inspection & Reb	Jim Davis, City of Phoenias Park P 727,541,0771 F 727,541,0850	6000 60th Street North Phoenias Park, FL 32781	Jeremy Richard/ Shari Krause	Loren Grans	CIPP - FL	8/31/14	\$590,000.00	100%	18556	6"
13026	St. Louis, MO - (MSD) Deer Creek, 11010, 11829-015.1	Steve Weirnick, Metropolitan STL Sewer District P 314,768,6378 sweirnick@stlmad.com	2350 Market Street St. Louis, MO 63101	Math Hirtz	Tim Bussen	CIPP - MO	12/11/15	\$3,189,553.95	100%	55744	6", 8", 10", 12", 15", 24"
13037_02	Johnson County, KS Auld 21	Joseph Barnes, Johnson County Unified Waste Water P 913,715,6894	480 Nail Avenue Mission, KS 66202	Danny Brown	Randy Malner	CIPP - KS	4/14/14	\$984,261.33	100%	43567	8", 10", 12", 15"
13038	Long Beach, CA WID-3085, Sewer Cement Pipe Rehab	Robert J. Verocles, P.E., Long Beach Water Department P 562,570,2200 F 562,570,2206	Board of Water Commissioners 1800 E. Wendover Road Long Beach, CA 90807	Glen Spears	Leo Calvario	CIPP - CA	5/10/14	\$455,972.73	100%	14145	8", 10", 12"
13040_05	WSSC, MD CIS300A11, Northwest, TO# 05	Meriel Lea, Washington Suburban Sanitary Commission P 301,206,6036	14051 Switzer Lane Lanier, MD 20707	Chad Rusher	Bob Quakerhush	CIPP - MD	11/11/17	\$570,067.55	100%	363	8"
13042_10	WSSC, MD CIS300A11, Northwest, TO# 10	Greg Guzikwiler, Washington Suburban Sanitary Commission P 301,206,6036	14051 Switzer Lane Lanier, MD 20707	Chad Rusher	Bob Quakerhush	CIPP - MD	2/10/16	\$478,321.00	100%	2849	8", 10"
13042_11	WSSC, MD CIS300A11, Northwest, TO# 11	Meriel Lea, Washington Suburban Sanitary Commission P 301,206,6036	14051 Switzer Lane Lanier, MD 20707	Chad Rusher	Bob Quakerhush	CIPP - MD	10/31/17	\$202,331.71	100%	1179	8"
13042_14	WSSC, MD CIS300A11, Northwest, TO# 14	Greg Guzikwiler, Washington Suburban Sanitary Commission P 301,206,6036	14051 Switzer Lane Lanier, MD 20707	Chad Rusher	Bob Quakerhush	CIPP - MD	4/17/16	\$465,172.95	100%	797	8"
13046	Lee's Summit, MO Term April 2013-2014	Josh Reach, City of Lee's Summit P 816,969,1970 jreach@cityofls.net	220 SE Green Street Lee's Summit, MO 64063	Danny Brown	Randy Malner	CIPP - MO	3/7/14	\$1,057,658.85	100%	49787	8", 10", 12", 15", 18"
13046_01	Lee's Summit, MO Term April 2013-2014	Josh Reach, City of Lee's Summit P 816,969,1970 jreach@cityofls.net	220 SE Green Street Lee's Summit, MO 64063	Danny Brown	Randy Malner	CIPP - MO	9/15/14	\$1,303,614.95	100%	62498	8", 10", 12"
13047	St. Louis, MO (MSD) Creve Coeur Creek, 10785, 11831-015.1	Steve Weirnick, Metropolitan STL Sewer District P 314,768,6378 sweirnick@stlmad.com	2350 Market Street St. Louis, MO 63101	Mark Hirtz	Tim Bussen	CIPP - MD	6/15/14	\$2,401,256.64	100%	47266	8", 10", 12", 18", 24", 30"
13049	Rockford, IL RRWHD, #1437, EPA, LT-4715	Mike Rieger, Rock River Water Reclamation District P 815,387,7690	3501 Kishwaukee Street Rockford, IL 61109	Chad Rusher	Dan Sndrak	CIPP - IL	6/27/14	\$1,784,930.50	100%	69204	8", 9", 10", 12"
13057	Clinton, MO Term Contract 2013-2014	Lighthouse Writs, City of Clinton P 660,895,6121 F 660,895,2023	105 E. Ohio Street Clinton, MO 64735	Danny Brown	Randy Malner	CIPP - MO	4/30/14	\$89,318.25	100%	2336	8"

SAK CONSTRUCTION PROJECTS LIST

VR Job #	Project Name	Owner's Contact Information	Address	Superintendent	Project Manager	Type	Completed Date	Completed Amount	Percent Complete	Footage Complete	Diameters
13059	St. Louis, MO (MSD) Public I/ Reduction, 20018,1114-015,1	Steve Wehnick, Metropolitan STL Sewer District P 314.788.6378 swehnick@stlmtd.com	2350 Market Street St. Louis, MO 63101	Matt Hirtz	Tim Busson	CIPP - MO	3/27/16	\$3,625,811.05	100%	36329	6", 10", 12", 15", 18", 21", 24", 30"
13064	Fresno, CA Bid 3200, Sewer Rehab in Harrison Ave.	Bill Herr, City of Fresno bill.herr@fresno.gov P 559.621.5614	1721 Van Ness Avenue Fresno, CA 93721	Jamann Frazer	Todd Chalk	CIPP - CA	2/1/14	\$2,740,188.50	100%	13039	24"-30"
13068	Moulton, IA Division II - CIPP 3011237	City of Moulton	111 South Main Street Moulton, IA 52572	Chad Rusler	Dan Swdrak	CIPP - IA	3/27/14	\$761,620.70	100%	30542	8", 10", 15"
13070	Phoenix, AZ WSP90500118-3, Small Dia Sanitary Sewer Rehab	City of Phoenix	200 West Washington Street 6th Floor Phoenix, AZ 85003	Haus Hamock	Brian Ackerman	CIPP - AZ	3/7/14	\$1,732,650.88	100%	62874	8", 10", 12"
13076	St. Louis, MO (MSD) IR #72013 Contract A, 20015	Steve Wehnick, Metropolitan STL Sewer District P 314.788.6378 swehnick@stlmtd.com	2350 Market Street St. Louis, MO 63101	Matt Hirtz	Tim Busson	CIPP - MO	1/1/2015	\$4,248,694.63	100%	57751	8", 10", 12", 15", 18", 21", 24", 30", 33", 36", 40"
13082	San Francisco, CA L C General, Kikihiam St Pavement	Sorny Siao, Sub to L C General Engineering & Construction, Inc P415.643.2888 sorny@lccgeneral.com	1598 Hudson Ave San Francisco, CA 94124	Jamann Frazer	Todd Chalk	CIPP - CA	2/28/14	\$287,542.00	100%	1770	8", 12", 15", 24", 36"x36" reinforced concrete sewer
13090	Paducah, KY Contract No. 9, Wastewater Collection System	Jeff Thompson Paducah Macraider Joint Sewer Agency P 270.575.0056	621 Northview St. Paducah, KY 42001	James Farnsworth (Foreman)	Dan Swdrak	CIPP - KY	1/29/14	\$693,242.40	100%	16043	8", 10", 12", 15", 18", 21", 24"
13092	Deatur, IL 2012-06, L17-4873, Division A, Lake Shore Dr	David Hanz, City of Deatur P 217.423.8600	1 Gary K. Anderson Plaza Deatur, IL 62523	Jason Laney	Dan Swdrak	CIPP - IL	8/22/14	\$4,040,403.00	100%	3040	54", 84"
13095	St. Louis, MO (MSD) Glendale Section D, 20055, 11122-015, 1	Steve Wehnick, Metropolitan STL Sewer District P 314.788.6378 swehnick@stlmtd.com	2350 Market St St. Louis, MO 63103	Matt Hirtz	Travis Jereis	CIPP - MO	12/12/15	\$3,774,115.24	100%	67599	8", 10", 12", 15", 18", 21", 24", 27", 30", 36"
13097	Collax, IA - 2013 Wastewater Collection System Rehab	Steve Klocke, City of Collax P 515.964.2020	15 E. Howard Street Collax, IA 50054	Jeff Hirtz	Dan Swdrak	CIPP - IA	4/24/15	\$423,369.91	100%	8237	6", 8", 10", 12"
13098.01	WSSC, MD PM5304A11, Hrospen, TP #1	Greg Gutzwiler, Washington Suburban Sanitary Commission P 301.206.8035	14051 Switzer Lane Ladell, MD 20707	Chad Rusler	Bob Quackenbush	CIPP - MD	2/6/15	\$578,672.52	100%	321	8", 12", 20"/21"
13103	Huntsville, AL 65-13-SP32, Sanitary Sewer Rehab CIPP Install	Shane Cook, City of Huntsville P 256.893.3719 F 256.893.3652	1800 Vermont Road, SW Huntsville, AL 35902	Brad Scherming	Bob Quackenbush	CIPP - AL	7/2/14	\$1,725,760.40	100%	23791	12", 15", 18", 20", 24"
13104.01	WSSC, MD PM5295A11, Western B, TOW 01	Wald Halbert, Washington Suburban Sanitary Commission P 301.206.8732	14051 Switzer Lane Ladell, MD 20707	Chad Rusler	Travis Ewing	CIPP - MD	10/17/16	\$2,207,750.69	100%	5154	8", 10", 12", 14", 16", 20", 24"
13104.05	WSSC, MD PM5295A11, Western B, TOW 05	Wald Halbert, Washington Suburban Sanitary Commission P 301.206.8732	14051 Switzer Lane Ladell, MD 20707	Chad Rusler	Travis Ewing	CIPP - MD	8/4/16	\$1,504,121.35	100%	510	16"

SAK CONSTRUCTION PROJECTS LIST

VP Job #	Project Name	Owner's Contact Information	Address	Superintendent	Project Manager	Type	Completed Date	Completed Amount	Percent Complete	Footage Complete	Diameters
13104.06	WSSC, MD PMS295A11, Western B, TO# 06	Wald Halboni Washington Suburban Sanitary Commission P 301.206.6732	14051 Switzer Lane Lanau, MD 20707	Chad Rusher	Travis Ewing	CIPP - MD	3/15/16	\$802,673.70	100%	263	8"
13104.11	WSSC, MD PMS295A11, Western B, TO# 11	Wald Halboni Washington Suburban Sanitary Commission P 301.206.6732	14051 Switzer Lane Lanau, MD 20707	Chad Rusher	Travis Ewing	CIPP - MD	4/12/17	\$4,955,940.70	100%	12690	36", 42"
13104.12	WSSC, MD PMS295A11, Western B, TO# 12	Wald Halboni Washington Suburban Sanitary Commission P 301.206.6732	14051 Switzer Lane Lanau, MD 20707	Chad Rusher	Travis Ewing	CIPP - MD	10/18/16	\$326,295.94	100%	688	8"
13104.27	WSSC, MD PMS295A11, Western B, TO# 27	Wald Halboni Washington Suburban Sanitary Commission P 301.206.6732	14051 Switzer Lane Lanau, MD 20707	Chad Rusher	Travis Ewing	CIPP - MD	12/21/16	\$339,428.77	100%	792	8"
13107	Orlando, FL AFB13-0267, Barton Blvd Sanitary Sewer, 6402	William Burns, PE, City of Orlando P 407.246.3181 bill.burns@cityoforlando.net	400 South Orange Avenue Orlando, FL 32801	Jeff Oentmoler/ Brad Schleming	Loren Geens	CIPP - FL	8/1/14	\$2,842,073.47	100%	6868	36", 42"
13108.05	WSSC, MD PMS337A12, Warts Branch, TO# 05	Wald Halboni Washington Suburban Sanitary Commission P 301.206.6732	14051 Switzer Lane Lanau, MD 20707	Chad Rusher	Bob Quastenhahn	CIPP - MD	4/2/18	\$1,131,400.70	100%	9107	8"
13110	San Diego, CA K-14-6021-0388-3, Storm Drain Lining Group 1A	Grant Bowers, City of San Diego P 656.627.3241 F 656.627.3211	Public Works Contracting Group 1010 Second Avenue, Suite 1400, MS 614C San Diego, CA 92101	Glenn Spears	Leo Cabarro	CIPP - CA	5/7/14	\$1,131,083.44	100%	4012	18", 21", 24", 42", 48"
13115	St Louis, MO (MSD) Storm Sewer Rehab, 2007J, 11599-015.1	Steve Wehrick, District Director P 314.763.6378 swehrick@stlmisd.com	2350 Market St. St. Louis, MO 63103	Mark Hirtz	Tim Bussen	CIPP - MO	2/20/14	\$904,296.90	100%	6746	12", 15", 18", 21", 24", 27", 36", 48", 60"
13120	Mexico, MO Sanitary Sewer Collection System, Phase 2	City of Mexico P 573.581.2100 F 573.581.2236	300 N. Coal Mexico, MO 65265	John Price (Foreman)	Dan Swdrak	CIPP - MO	3/6/14	\$265,553.28	100%	5338	6", 8", 10"
13121	Laneau, KS McCarthy, College Blvd & Strang Line Rd	Eric Voessmer, Sub to McCarthy Construction P 313.631.5440 F 313.631.7043	18320 Midland Drive Shawnee, KS 66217	Danny Brown	Randy Mather	CIPP - KS	9/18/14	\$88,852.30	100%	787	24"
13122	Des Moines, IA 2013 Sewer Lining Program, 07-2013-002	Mark Rademacher, City of Des Moines P 515.263.4076	400 Robert D Ray Dr. Des Moines, IA 50308-1891	Jason Laney	Randy Mather	CIPP - IA	4/23/14	\$1,532,107.65	100%	10889	10", 15", 18", 21", 24", 48", 60"
13123	Paris, MO Sewer System Rehab	City of Paris	112 S. Main St. Paris, MO 65275	John Price (Foreman)	Dan Swdrak	CIPP - MO	3/11/14	\$49,321.25	100%	650	8", 12"
13127	Sacramento, CA 4189, Main Line Lining for Root Mitigation	Dillon Miles, Sacramento Area Sewer District P 916.676.6480 miled@saacsewer.com	9650 Ecology Lane Sacramento, CA 95827	Andrew Johnson	Todd Chaik	CIPP - CA	2/28/14	\$645,192.00	100%	10596	6"
13130	Baton Rouge, LA Allen & LeBlanc, Airline Hwy/Goodwood Blvd	Paul Johnson, Sub to Allen & LeBlanc, LLC P 225.272.4599 pj@allenleblanc.com	PO Box 15789 Baton Rouge, LA 70895	Chad Rusher	Jimmy Witt	CIPP - LA	7/15/16	\$2,575,952.43	100%	76536	8", 10", 12", 15", 18", 24"

SAK CONSTRUCTION PROJECTS LIST

VP Job #	Project Name	Owner's Contact Information	Address	Superintendent	Project Manager	Type	Completed Date	Completed Amount	Percent Complete	Footage Complete	Diameters
13131	Iola, KS Contract #3-Sanitary Sewer Lining Improvements	Carl Staught, City of Iola P 620.365.4900	2 W. Jackson Avenue Iola, KS 66749	Danny Brown	Randy Mather	CIPP - KS	5/7/14	\$412,655.15	100%	13666	8", 10", 12", 15", 17", 18", 21"
13132	Las Vegas, NV LV Paving, 12289, Vegas Drive	Jaime Marshall, Las Vegas Paving Corp. P 702.251.5800 F 702.251.4891	4420 South Decatur Blvd Las Vegas, NV 89103-5803	Glenn Spears	Brian Ackerman	CIPP - NV	1/24/14	\$2,120,945.21	100%	12188	27", 30", 33", 36", 39"
13133	Jefferson County, MO Rock Creek PSD, Sanitary Sewer Collect	Jason Segar, Rock Creek Public Sewer District P 656.461.2978	4133 West Outer Road Arnold, MO 63010	John Price (Foreman)	Dan Smdrak	CIPP - MO	6/15/14	\$216,912.80	100%	5233	8"
13136	New Orleans, LA BLD, 3000Z, Uptown Restoration of Existing	Sub to BLD Services, LLC P 504.461.1344	2424 Tyler Street Kenner, LA 70082	Chad Runher	Jimmy Witt	CIPP - LA	9/18/14	\$201,484.00	100%	7747	8"
13137	New Orleans, LA BLD, 30003, Carrollton Restoration of Existing	Sub to BLD Services, LLC P 504.461.1344	2424 Tyler Street Kenner, LA 70082	Chad Runher	Jimmy Witt	CIPP - LA	9/19/14	\$147,618.00	100%	5977	8"
13138	Caltrans, CA I-15/I-25 Interchange Improvements (Devore)	Greg Gwozd, Atkinson Contractors, LP P 949.855.9755	27422 Portola Parkway, Suite 250 Foothill Ranch, CA 92610	Glenn Spears	Leo Calvario	CIPP - CA	3/27/14	\$482,990.00	100%	2824	18", 24", 30", 36", 42", 72"
13141	Fresno, CA RC00136/138, Sewer Rehab in N Blackstone & E 5th	Bill Herr, City of Fresno bill.herr@fresno.gov P 559.821.5614	1721 Van Ness Avenue Fresno, CA 93721	Jarriann Frazier	Todd Chalk	CIPP - CA	6/9/14	\$466,371.67	100%	3862	15", 20"
13142	Baltimore, MD SC 906 Improvements to Sanitary Sewer	Tony Mabeke, City of Baltimore P 410.596.8300 C 410.207.7465 anthony.mabeke@baltimorecity.gov	2901 Druid Park Drive, Suite 103 Baltimore, MD 21215	Chad Runher Marek Meyer/ Josh Grice	Matthew Riosada	CIPP - MD	6/14/16	\$18,312,254.71	100%	59311	8", 10", 12", 15", 18", 20", 22", 27", 33", 52"
13148	Roseville, CA 2013 Wastewater CIPP Rehabilitation	George Hanson, P.E., City of Roseville P 916.774.5750 F 916.746.1750	2005 Hilltop Circle Roseville, CA 95747	Andrew Johnson	Todd Chalk	CIPP - CA	6/30/14	\$715,031.00	100%	14964	6", 8", 10", 15", 18", 19", 21"
13149	San Francisco, CA Shaw Pipeline, 20622 Pavement Renovation	Matthew Shaw, Sub to Shaw Pipeline, Inc. P 415.437.4190 F 415.537.6245	150 Executive Park Blvd, Suite 3790 San Francisco, CA 94134	Thomas Petranovich/ Andrew Johnson	Todd Chalk	CIPP - CA	6/9/14	\$668,411.00	100%	2288	15", 24", 2x3 Egg Shaped Sewer, 3x5 Brick Sewer
13150	San Francisco, CA M Squared, 186, Zola St, Franklin St.	Sub to M Squared Construction, Inc. P 415.661.6902 F 415.661.6976	1278 20th Ave., Suite C San Francisco, CA 94122	Andrew Johnson	Todd Chalk	CIPP - CA	4/12/14	\$149,120.00	100%	339	3x5 Brick Sewer
13151.01	Phoenix, AZ 41081OC12, 137025, JOA 001	Steve Fernandez, City of Phoenix P 602.485.0724 steve.fernandez@phoenix.gov	200 W. Washington St. 5th Floor Phoenix, AZ 85003	Glenn Spears, James Bower	Brian Ackerman	CIPP - AZ	7/24/14	\$818,350.78	100%	20810	8", 10", 12"
13151.03	Phoenix, AZ 41081OC12, 137025, JOA 003	Steve Fernandez, City of Phoenix P 602.485.0724 steve.fernandez@phoenix.gov	200 W. Washington St. 5th Floor Phoenix, AZ 85003	James Bower	Brian Ackerman	CIPP - AZ	12/7/14	\$398,240.09	100%	22364	8", 10", 12"
13151.04	Phoenix, AZ 41081OC12, 137025, JOA 004	Steve Fernandez, City of Phoenix P 602.485.0724 steve.fernandez@phoenix.gov	200 W. Washington St. 5th Floor Phoenix, AZ 85003	James Bower	Brian Ackerman	CIPP - AZ	8/15/14	\$95,302.95	100%	300	8"

SAK CONSTRUCTION PROJECTS LIST

VP Job #	Project Name	Owner's Contact Information	Address	Superintendent	Project Manager	Type	Completed Date	Completed Amount	Percent Complete	Footage Complete	Diameters
13151.05	Phoenix, AZ 41080IC12, 137025, J0A, 005	Steve Fernandez, City of Phoenix P 602.495.0724 steve.fernandez@phoenix.gov	200 W. Washington St. 5th Floor Phoenix, AZ 85003	James Bower/Glenn Spears	Brian Ackerman	CIPP - AZ	5/20/15	\$1,035,194.22	100%	29865	8", 10", 12"
13151.13	Phoenix, AZ 41080IC12, 137025, J0A, 013	Karla Lu, City of Phoenix 602.534.9277 karla.lu@phoenix.gov	200 W. Washington St. 5th Floor Phoenix, AZ 85003	Gary Rodgers	David Burbank	CIPP - AZ	8/25/17	\$1,498,973.28	100%	38422	8", 10", 12", 15"
13151.14	Phoenix, AZ 41080IC12, 137025, J0A, 014	Michael Brown, City of Phoenix 602.282.4597 michael.brown@phoenix.gov	200 W. Washington St. 5th Floor Phoenix, AZ 85003	Gary Rodgers	David Burbank	CIPP - AZ	11/10/17	\$994,929.91	100%	25812	8", 10", 12", 15"
13152	Manito Park, CA BC Schmidt SLAC, 9112A Storm Water Drain	Bill Schmidt, Sub to BC Schmidt Construction, Inc. P 950.4735423 ab@bschmidt.com	5525 Turner Road Williams, CA 95997	Andrew Johnson	Todd Chaik	CIPP - CA	1/30/14	\$29,000.00	100%	160	12"
13153	St. Louis, MO (MSD) Deer Creek 2014, 20099, 11889-015.1	Steve Weirick, Metropolitan STL Sewer District P 314.768.6378 sweirick@stlsd.com	2350 Market Street St. Louis, MO 63101	Jason Laney Matt Hintz	Travis Jerebs	CIPP - MO	5/1/17	\$2,670,347.15	100%	49848	6", 8", 10", 12", 15", 16", 18", 21", 24", 36"
13154	St. Louis, MO (MSD) Rock Hill, 20081, 11885-015.1	Steve Weirick, Metropolitan STL Sewer District P 314.768.6378 sweirick@stlsd.com	2350 Market Street St. Louis, MO 63101	Matt Hintz	Travis Jerebs	CIPP - MO	4/1/17	\$3,378,847.24	100%	53960	6", 8", 10", 12", 15", 16", 18", 21", 24", 36"
13155	Wyandotte County, KS G304, 2013 trenchless sewer repairs	Jerod Leicher Unified Government of Wyandotte County P 913.573.1303 F 913.573.5727	Ore McDowell Plaza 7011 N. 7th St. Kansas City, KS 66101	Danny Brown	Randy Walker	CIPP - KS	1/1/15	\$564,683.61	100%	16021	6", 10", 12", 15", 16", 21", 24"
13158	Henderson, NV Western States, Green Valley 45	James Raines Sub to Western States Contracting Inc., PHOENIX, AZ P 415.647.4010	4129 W. Cheyenne Ave. Suite A North Las Vegas, NV 89032	Glenn Spears	Brian Ackerman	CIPP - NV	1/22/14	\$22,550.00	100%	80	8"
13159	San Francisco, CA R Ruiz, 1276, Market & Haight Sts	Sub to A. Ruiz Construction Co. & Assoc., P 415.647.4010	1601 Cortland Ave San Francisco, CA 94110	Andrew Johnson	Todd Chaik	CIPP - CA	6/7/14	\$131,256.00	100%	202	3x5 Brick Sewer
14001	Pleaser County, CA Regedale Tunnel Repair, 2013-19	Kerji Tesling, Pleaser County Water Agency P 530.823.2033 ktesling@pcwa.net	144 Ferguson Road Auburn, CA 95603	Andrew Johnson	Todd Chaik	CIPP - CA	3/17/14	\$393,073.08	100%	798	36"
14002	San Mateo, CA Preston Pipelines, Bay Meadows, 08-115	Josh Young, Sub to Preston Pipelines, Inc. P 408.262.1418 F 408.262.1870	133 Barbero Avenue Millbrae, CA 94035	Andrew Johnson	Todd Chaik	CIPP - CA	1/20/14	\$18,000.00	100%	125	15"
14003	Mesa, AZ SRP, 4500021938, Alma School	Hassan Elasad, DE, Salt River Project 602.286.4619 F 602.529.8585	PO Box 53025 Phoenix, AZ 85072	Haus Hancock/Jamies Bower	Brian Ackerman	CIPP - AZ	1/27/14	\$49,700.00	100%	280	24"
14004	Manitaca, CA Farmhand Irrigation Pipeline Rehab Phase I	Alfredo Mhango, City of Maniteca P 208.239.8460 amhango@cityofmaniteca.ca.us	Public Works Department 1001 W. Center Street Maniteca, CA 95337	Seth Marlin/ Jarmann Frazer	Todd Chaik	CIPP - CA	3/7/14	\$238,500.00	100%	1640	36"
14006	Elash, IL Pinnacle College, Pipe Lining	Roy Braundmeier, The Pinnacle Corporation P 618.374.5099	13201 Clayton Road St. Louis, MO 63131	Jason Laney	Dan Swadzik	CIPP - IL	5/20/14	\$64,929.55	100%	310	27"

SAK CONSTRUCTION PROJECTS LIST

VP Job #	Project Name	Owner's Contact Information	Address	Superintendent	Project Manager	Type	Completed Date	Completed Amount	Percent Complete	Footage Complete	Diameters
14007	Omaha, NE CPW 52562 (RN) Multi Site Sewer Lining Project	Jorge Rivero, City of Omaha P 402.444.3995	1819 Fernam Street Suite 601 Omaha, NE 68183	Danny Brown	Dan Swdrak	CIPP - NE	12/23/14	\$2,590,497.16	100%	22815	8", 10", 15", 18", 24", 36"
14008	Glendale, CA Sully-Miller, 10156564, Canada Blvd	Carlos Romero, Sully-Miller Contracting P 714.978.9900 Email: carlos.romero@sully-miller.com	135 S. State College Blvd, Suite 400 Brea, CA 92821	Glenn Spears	Leo Calvatio	CIPP - CA	8/1/14	\$320,247.00	100%	1404	18", 24", 36", 48"
14009	St. Louis, MO (MSD) Cedarcrest, 20108, 11722-015.1	Steve Weinick, Metropolitan STL Sewer District P 314.788.6378 sweinick@stlmtd.com	2350 Market Street St. Louis, MO 63101	Matt Hirtz	Tim Bussen	CIPP - MO	9/29/15	\$2,168,290.02	100%	44920	6", 8", 10", 12", 15", 18", 21", 24", 27", 30"
14010	Sioux Falls, SD American West, 1407, Big Sioux River & Stu	Jude Kolb, Sub to American West Construction, LLC P 303.465.0838	275 E. 6th Ave. Denver, CO 80221	Danny Brown	Dan Swdrak	CIPP - SD	5/31/14	\$336,923.25	100%	464	24", 30", 36", 42", 60"
14012	South Platte, AZ KEEG, 140114, CIMAR'S Rillito West Central	Brian Jansel, KEEG Construction, Inc. P 520.748.0168 F 520.748.8975	5100 South Averson Way Tucson, AZ 85706	James Bower/ Thomas Petelinich/ Glenn Spearal/ Seth Malin	Brian Ackerman	CIPP - AZ	8/22/14	\$2,697,523.00	100%	11547	48", 54"
14013	Henderson, NV Western States, DR Horton, Steel Pipe CIPP	Gene Houston, Sub to Western States Contracting, Inc.	4129 W. Ceyenne Ave. North Las Vegas, NV 89032	James Bower	Brian Ackerman	CIPP - NV	2/28/14	\$39,500.00	100%	255	8"
14014	Sacramento, CA North Star, 14-4, Palm Drainage, JOCC100	Sub to North Star Construction and Engineering, Inc. P 530.673.7080 jhs@northstarconstructionandeng.com	1282 Stalder Lane #630-109 Yuba City, CA 95993	Andrew Johnson	Todd Chaik	CIPP - CA	4/17/14	\$40,600.00	100%	500	12", 18", 24"
14016	Grimmell, IA 2014 Arbor Lake Sanitary Sewer Rehab	Jan Anderson, City of Grimmell P 641.990.0354	927 Fourth Avenue Grimmell, IA	Danny Brown	Randy Mathier	CIPP - IA	8/11/14	\$148,699.75	100%	1677	24"
14017	Arnold, MO Sanitary Sewer CIPP Rehab	ED Blalmer, PE, City of Arnold P 636.282.2396	2101 Jaffco Blvd Arnold, MO 63010	Matt Hirtz	Dan Swdrak	CIPP - MO	7/18/14	\$177,619.50	100%	8266	8"
14019	Mesa, AZ SNP, 4500027072, Mesa Drive & Main	Haasem Ehsaad, Sait River Project P 602.238.4894	PO Box 52925 Phoenix, AZ 85072	James Bower/ Thomas Petelinich	Brian Ackerman	CIPP - AZ	3/14/14	\$155,094.00	100%	240	48"
14021	Phoenix, AZ Pulica, 293, Broadway Rd Sewer Main	Chris Horn, Pulica Construction, Inc. P 602.944.2241 F 602.970.3986	2033 W. Mountain View Road Phoenix, AZ 85021	Glenn Spears	Brian Ackerman	CIPP - AZ	3/12/15	\$147,922.30	100%	135	18", 24"
14024	Phoenix, AZ SNP, 450002871, 20th St from Diamond St	Haasem Ehsaad, Sait River Project P 602.238.4894 F 602.970.8750	PO Box 52925 Phoenix, AZ 85072	Glenn Spears	Brian Ackerman	CIPP - AZ	4/8/14	\$46,332.00	100%	332	18", 24"
14025	San Francisco, CA Bauman, 18861 (R) Wccopping Hub Plaza	Sub to Bauman Landscapa and Construction, Inc. P 415.447.4900 dhsak@baumanland.com	1255 Battery St., #400 San Francisco, CA 94111	Thomas Petelinich/ Andrew Johnson	Todd Chaik	CIPP - CA	6/9/14	\$140,696.00	100%	224	3x6" Brick Sewer
14026	Incline Village, NV 23599531203, 2014 Reims Sewer Mains	Bred Johnson, P.E. Incline Village Sanitary Sewer District P 775.832.1831	893 Southwood Boulevard Incline Village, NV 89451	Jarriann Frazer	Todd Chaik	CIPP - NV	6/2/14	\$475,969.69	100%	10161	6", 8", 10", 12", 14", 16"

SAK CONSTRUCTION PROJECTS LIST

VP Job #	Project Name	Owner's Contact Information	Address	Superintendent	Project Manager	Type	Completed Date	Completed Amount	Percent Complete	Escalage Complete	Diameters
14027	Saugen, IL 7313-13-5, American Bottoms Sewer Remediation	Ric Cooper, City of Saugen Wastewater Treatment Facility P 618.937.1710	2897 Falling Springs Road Saugen, IL 62206	Jason Luray	Tim Bussen	CIPP - IL	5/10/14	\$186,861.50	100%	815	36"
14028	Baton Rouge, LA 14-CPUJ-0001, Annual Parishwide CIPP 2014	City of Baton Rouge & Parish of East B. R. P 225.389.3259 F 225.389.4841	100 St. Ferdinand Street, Room 309 PO Box 1471 Baton Rouge, LA 70821	Terry Sprague	Jimmy Witt	CIPP - LA	4/17/16	N/A Parent job only	100%	0	8", 10", 15", 30", 36"
14028.01	Baton Rouge, LA 14-CPUJ-0001, Annual Parishwide CIPP 2014, Work Order 1	City of Baton Rouge & Parish of East B. R. P 225.389.3259 F 225.389.4841	100 St. Ferdinand Street, Room 309 PO Box 1471 Baton Rouge, LA 70821	Terry Sprague	Jimmy Witt	CIPP - LA	2/28/16	\$521,866.00	100%	6104	8", 10", 15", 30", 36"
14029	Nashville, TN MWS #11-SC-14036, Shelby Park Rehab Area 2	Kerr Edwards, Metropolitan Government of Nashville and Davidson County Greg Ballard, P. E. Department of Water and Sewerage Services Clean Water Nashville Overflow	PO Box 196301 Nashville, TN 37219	Glenn Spears	Roger Egli	CIPP - TN	10/28/15	\$3,631,063.94	100%	52809	8", 10", 12", 15", 18", 21"
14030	Manhattan, KS SS 1404, 2014 CIPP Sewer Lining	Randy DeWitt, City of Manhattan P 765.597.2415 F 765.597.2416	1101 Pointe Ave Manhattan, KS 66502	Danny Brown	Randy Mather	CIPP - KS	9/30/14	\$416,694.50	100%	15411	8", 10"
14031	Lanexa, KS McDermay, College Blvd & Laxman Rd.	Pat McDermay, Sub to McDermay Construction P 913.691.5440	16330 Midland Drive Shawnee, KS 66217	Danny Brown	Randy Mather	CIPP - KS	9/29/14	\$23,324.05	100%	193	18"
14033	Orlando, FL Garnery, Disney, 2203-706-715 Stratoga Springs	Garnery Companies, Inc. P 407.877.6903 F 407.877.6912	370 East Crown Point Road Winter Garden, FL 34787	Ulysses Matthews/ Stan Krause	Loen Geens	CIPP - FL	6/5/14	\$94,950.00	100%	680	18", 21"
14034	Ferguson, MO Fred Luth, MSO, 13026C, Upper Leake Park	Mike Luth, Sub to Fred M. Luth & Sons, Inc. P 314.771.3892 F 314.771.4486	4516 McRee Avenue St. Louis, MO 63110	Kyle Bowen (Foreman)	Tim Bussen	CIPP - MO	7/10/14	\$48,319.00	100%	504	15"
14035	Johnson County, KS CMSD Contract No. 19, Term 1, 2014-2015	Joseph Barnes, Johnson County Wastewater P 913.715.8694	11811 S. Sunset Drive, #2500 Olathe, KS 66061	Danny Brown	Randy Mather	CIPP - KS	10/31/16	\$1,448,107.45	100%	63722	8", 10", 12", 15", 18", 21"
14035.02	Johnson County, KS CMSD Contract No. 19, Term 2, 2014-2015, Auth 2	Joseph Barnes, Johnson County Wastewater P 913.715.8694	11811 S. Sunset Drive, #2500 Olathe, KS 66061	Danny Brown	Randy Mather	CIPP - KS	11/6/16	\$1,418,985.00	100%	62344	8", 10", 12", 15"
14035.03	Johnson County, KS CMSD Contract No. 19, Term 2015-2016, Auth 3	Joseph Barnes, Johnson County Wastewater P 913.715.8694	11811 S. Sunset Drive, #2500 Olathe, KS 66061	Danny Brown	Randy Mather	CIPP - KS	12/12/16	\$1,634,467.00	100%	71484	8", 10", 12", 15", 18"
14035.05	Johnson County, KS CMSD Contract No. 19, Term 2016-2017, Auth 5	Joseph Barnes, Johnson County Wastewater P 913.715.8694	11811 S. Sunset Drive, #2500 Olathe, KS 66061	Danny Brown	Randy Mather	CIPP - KS	9/20/17	\$1,793,169.50	100%	74702	8", 10", 12", 15", 18", 36"
14035.07	Johnson County, KS CMSD Contract No. 19, Term 2016-2017, Auth 7	Joseph Barnes, Johnson County Wastewater P 913.715.8694	11811 S. Sunset Drive, #2500 Olathe, KS 66061	Danny Brown	Randy Mather	CIPP - KS	6/17/18	\$2,071,163.65	100%	82774	8", 10", 12", 15", 18", 21", 24", 30"
14036	Kirkland, IL 2014 Sanitary Sewer System Rehab	Eric Murawski, (Engineering Firm Baxter & Woodman, Inc.) Village of Kirkland P 815.522.6179 F 815.522.5501	511 W. Main Street Kirkland, IL 60146	Joel Groe (Foreman)	Dan Swadzik	CIPP - IL	6/15/14	\$183,124.55	100%	5405	6", 8"

SAK CONSTRUCTION PROJECTS LIST

VP Job #	Project Name	Owner's Contact Information	Address	Superintendent	Project Manager	Type	Completed Date	Completed Amount	Percent Complete	Footage Complete	Diameters
14037	St. Charles, MO Petry Excavating, Pulte Homes Storm Sewer	Dave Petry, Sub to Pulte Homes P 636.256.0188	PO Box 302 Winfield, MO 65389	Matt Hirtz	Tim Buseen	CIPP - MO	5/6/14	\$21,390.00	100%	169	12", 18"
14039	Glendale, AZ Hunter, 14404-1, Sweeney/Life Station	Jason Robinson, Hunter Contracting Co P 480.892.0521 F 480.892.4932	701 N Cooper Road Gilbert, AZ 85233	James Bower	Brian Adeleman	CIPP - AZ	9/18/14	\$44,500.00	100%	892	10"
14040	Kansas City, MO Downtown Streetcar Sewer Rehab	Sub to Rodriguez Mechanical Contractors, Inc. P 913.281.1814 F 913.921.4354	541 S. 11th Street Kansas City, KS 66105	Danny Brown	Randy Mather	CIPP - KS	4/30/15	\$1,226,275.50	100%	8995	10", 12", 15", 18", 24", 30", 36", 48"
14041	Stockton, CA Tuxedo Ave Sewer Rehab, MD0014	Rosa Alvarez, City of Stockton P 209.937.8134 F 209.937.8777	Public Works Department 22 E. Weber Avenue, Room 301 Stockton, CA 95202	Andrew Johnson/ Jammann Frazer	Todd Chalk	CIPP - CA	10/15/14	\$1,533,318.23	100%	6548	30", 36", 48"
14042	Oak Grove, MO CIPP Lining 2014	Ryan Radtke, City of Oak Grove P 816.390.3773	1300 S. Broadway Oak Grove, MO 64075	Danny Brown	Randy Mather	CIPP - KS	9/17/14	\$89,430.30	100%	3694	8", 10"
14043	Cattaraugus, CA 10A1630, Cunningham, Replace Culvert, 3407	Jim Cunningham, Sub to Cunningham & Senn, Inc. P 209.847.1867 cctcon93@yahoo.com	PO Box 425 Oakdale, CA 95361	Andrew Johnson	Todd Chalk	CIPP - CA	8/12/14	\$24,912.00	100%	48	24"
14044	Baton Rouge, LA Allen & Leblanc, Scenic Hwy/Spanish Town R	Paul Johnson, Sub to Allen & LeBlanc, LLC P 225.272.4599 pj@allinblanc.com	PO Box 15789 Baton Rouge, LA 70895	Mike Blaszczk	Jimmy Witt	CIPP - LA	7/15/15	\$88,615.25	100%	35431	8", 10"
14045	Gaige, IL 2012031, Sanitary Sewer Rehab	Kevin Cooper, Bruner, Cooper & Zuck, Inc (Engineer) P 309.368.9534	188 E. Simmons St Gaigeburg, IL 61401	Jeff Hirtz	Dan Swidrak	CIPP - IL	10/27/14	\$296,597.25	100%	12275	8"
14046	Chicago, IL 12-057-35, North Shore Interceiving Sewer 2	Dennis Bilik, Metropolitan Water Reclamation District of Greater Chicago P 312.751.5600	100 East Erie Street Chicago, IL 60611	Brad Schenning	Dan Swidrak	CIPP - IL	1/14/15	\$4,690,910.00	100%	5825	27", 52"
14047	Union City, CA 800-414, Upper Hetch Hetchy	Chris Ellick, Union Sanitary District P 510.477.7805 chris_ellick@unionsanitary.com	5072 Benson Road Union City, CA 94587	Andrew Johnson	Todd Chalk	CIPP - CA	1/12/14	\$2,968,033.51	100%	8999	24", 27", 30", 48"
14048	Bellefonte, IL Our Lady of the Shores 28" CIPP	Steve Guenther, National Shrine Our Lady of the Shores P 618.397.8700	442 S. Dakessond Dr Bellefonte, IL 62223	John Hambrook (Foreman)	Tim Buseen	CIPP - IL	7/1/14	\$39,280.00	100%	232	28"
14051	Rockford, MN LaTour, 2014 Rockford Utility Improvement	Joseph LaTour, Sub to LaTour Construction, Inc. P 320.363.5993	2134 County Road 8 Maple Lake, MN 55358	James Farnsworth (Foreman)	Dan Swidrak	CIPP - MN	10/20/14	\$237,711.04	100%	9380	8"
14052	Carson City, NV Granite, NDOT 3561, US 50 Mound House	Dylan Crosby, Sub to Granite Construction P 775.352.1943 F 775.358.0972	1800 Geriatric Ave. Sparks, NV 89431	Andrew Johnson	Todd Chalk	CIPP - NV	7/25/14	\$86,900.00	100%	448	18", 36"
14053	Bakersfield, CA Sewer Rehab, Gosford Rd Trunk Sewer, Ph 2	Bill McCuire, City of Bakersfield P 661.326.3724 Email: bmcquire@bakersfieldcity.us	1801 Trudon Avenue Bakersfield, CA 93301	Thomas Petelinovich/ Glenn Spear/ Jammann Frazer	Leo Cavario	CIPP - CA	10/10/14	\$1,386,801.54	100%	5898	42"

SAK CONSTRUCTION PROJECTS LIST

VP Job #	Project Name	Owner's Contact Information	Address	Superintendent	Project Manager	Type	Completed Date	Completed Amount	Percent Complete	Footage Complete	Diameters
14054	Prima County, AZ Ashton, 14-10, Parnham Interceptor, 3HW1E02	Sub to The Ashton Company, Inc. P 520.624.5500 F 520.291.9059	Mailing: PO Box 26927, Tucson, AZ 85726 Physical: 2727 S. Country Club Road, Tucson, AZ 85713	James Bower	Brian Ackerman	CIPP - AZ	9/15/14	\$67,404.00	100%	138	18"
14056	St. Paul, MN Met Council, 809020, Seneca Area	Don Norbin, Metropolitan Council P 651.802.1000 F 651.802.1550	390 Robert Street North Saint Paul, MN 55101	Jason Larey/ Billy Gales	Dan Swdrak	CIPP - MN	8/13/15	\$4,529,285.09	100%	12481	18", 30", 36"
14057	St. Louis, MO Fred Luth-MSD-C50 Jefferson Barracks 130258C	Mick Luth, Sub to Fred M. Luth & Sons, Inc. F 314.771.3892 F 314.771.4486	4516 McKee Avenue St. Louis, MO 63110	Matt Hiltz	Tim Bussen	CIPP - MO	10/8/15	\$230,146.55	100%	6149	8", 10", 12", 21", 24", 27"
14058	Santa Cruz, CA KJ Woods, 14-322, Felix St & 17th Ave	Chris Reilly, Sub to K J Woods Construction, Inc. P 503.903.9591 creilly@kjwoods.com	1485 Bayshore Blvd., #130 San Francisco, CA 94124	Jammann Frazer	Todd Chalk	CIPP - CA	1/16/15	\$113,575.00	100%	1025	18"
14059	Leas Summit, MO 2014 Storm Sewer Rehab	Jerry Johnson, City of Leas Summit P 816.861.1876	PO Box 1600, Leas Summit, MO 64063	Danny Brown	Randy Mather	CIPP - MO	7/21/14	\$20,160.00	100%	182	21"
14060	Sequoia & Kings County, CA Eagle Peak, DTFH6814-C-00021	Weston Albrecht Sub to Eagle Peak Rock & Paving, Inc. P 530.233.4588 F 530.233.4918	PO Box 879 Alhura, CA 96125	Jammann Frazer	Todd Chalk	CIPP - CA	8/22/14	\$224,977.60	100%	646	18", 24", 30", 36", 48"
14062	Carrollton, MO Sprague, CIPP Lining	Harry Gasper, Sub to Sprague Excavating Co., Inc. P 816.233.8256	3208 S. Ue Highway, 169 #A Saint Joseph, MO 64503	Danny Brown	Randy Mather	CIPP - MO	6/18/14	\$16,397.42	100%	250	8"
14063	Arnold, MO Summer 2014 Sanitary Sewer CIPP	City of Arnold P 636.282.2396 Ed Blahner, P/E (Public Works Director) Mark Migneco (Sanitary Sewer Superintendent)	2900 Arnold Terbrook Arnold, MO 63010	John Price (Foreman)	Dan Swdrak	CIPP - MO	8/28/14	\$202,466.29	100%	9124	8"
14064	Calaveras, CA DEA1965, State Hwy 216 In Tulare County	Carlos Blancas, State of CA Dept of Transportation (Caltrans) P 559.341.2721 carlos.blancas@dotd.ca.gov	8530 West Roosevelt Ave Vaila, CA 95291	Jammann Frazer	Todd Chalk	CIPP - CA	12/22/14	\$71,750.09	100%	244	18", 24"
14065	Winona, KS 2014 Sanitary Sewer, 18-055-59069/690, 13P1028	Samuel Johnson, B3 Consultants - City of Winona P 785.537.7448	301 Bankview PO Box 282 Winona, KS 67164	Danny Brown	Randy Mather	CIPP - KS	11/1/14	\$923,945.80	100%	18843	8"
14066	Mesa, AZ SRP, CIPP Lining, 5 Jobs	Hassan Eisaid, Salt River Project P 602.236.4619 (Office) P 602.625.7495 (Mobile)	PO Box 52025 Phoenix, AZ 85072	James Bower	Brian Ackerman	CIPP - AZ	3/7/15	\$183,500.00	100%	715	18", 30", 36"
14067	Clark County, NV LV Paving, 12406, Paradise-Whitney 669	Jake Marshall, Las Vegas Paving Corporation P 702.251.1968 F 702.251.4891	4420 South Decatur Blvd Las Vegas, NV 89103	Glenn Spears	Brian Ackerman	CIPP - NV	8/12/15	\$34,435.00	100%	355	8"
14068	Peoria, AZ Felix Construction, Beardsley Channel Rehab	Mike Hill, Sub to Felix Construction Company P 480.464.0011 F 480.464.0078	1328 W. Industrial Dr. Coodidge, AZ 85128	Glenn Spears	Brian Ackerman	CIPP - AZ	8/11/14	\$36,100.00	100%	165	36"
14069	Richmond, MO Sanitary Sewer Lining & MH Rehab	Dale Shippe, City of Richmond P 816.820.5180	205 Summit Street Richmond, MO 64085	Kyle Bowen (Foreman)	Randy Mather	CIPP - MO	8/15/14	\$146,982.00	100%	3828	8", 15"

S&K CONSTRUCTION PROJECTS LIST

VP Job #	Project Name	Owner's Contact Information	Address	Superintendent	Project Manager	Type	Completed Date	Completed Amount	Percent Complete	Footage Complete	Diameters
14071	Santa Cruz, CA Stapleton, Project 13C1-008, 1400 Emlaine	Jeff Stapleton, Sub to Stapleton Construction 408.574.1400 jstap@stapleton.com	1727 San Miguel Canyon Rd Royal Oaks, CA 95076	Jarman Frazer	Todd Chalk	CIPP - CA	8/29/14	\$29,000.00	100%	154	12"
14072	Sparks, NV Reno Tahoe Cons, 4th St Sewer Rehab	Leo Rogsdorf, Sub to Reno Tahoe Construction, Inc. 775.353.1900 leo@trishadco.com	PO Box 50710 Sparks, NV 89455	Andrew Johnson	Todd Chalk	CIPP - NV	7/21/14	\$95,449.00	100%	2377	12"
14073	Folsom, CA Hinkle Creek Pipeline Rehab	Roger Kohne, City of Folsom P 916.351.3528 rkohne@folsom.ca.us	50 Natoma St Folsom, CA 95630	Thomas Petanovich	Todd Chalk	CIPP - CA	1/29/15	\$478,600.00	100%	5462	6", 8", 10"
14074	Stockton, CA Ralph Ave Sewer Rehab, MD9096	Rosa Alvarez, City of Stockton P 209.937.8134 F 209.937.8777	22 E. Weber Avenue, Room 301 Stockton, CA 95202	Jarman Frazer	Todd Chalk	CIPP - CA	2/14/15	\$741,925.61	100%	3370	30"
14075	Menlo Park, CA Precision Eng, North Palo Alto, 1759.9	Sub to Precision Engineering, Inc. P 415.621.4882 F 415.621.4812	1839 Newcomb Ave San Francisco, CA 94124	Andrew Johnson	Todd Chalk	CIPP - CA	2/28/15	\$230,661.00	100%	2358	18"
14076	Yosemite, CA Road & Hwy Builders, CA F/NP/YOSE 17191 Toga	Travis Wertz, Sub to Road & Highway Builders, LLC P 775.852.7289 travis.wertz@trifco.com	PO Box 70846 Reno, NV 89570	Jarman Frazer	Todd Chalk	CIPP - CA	9/18/14	\$144,220.00	100%	549	30", 36", 48"
14077	Monterey, CA Monterey Peninsula Engineering, 1420 SS Rehab	Peter Tarrance, Sub to Monterey Peninsula Engineering P 831.394.4081	PO Box 2317 Monterey, CA 93942	Glenn Spears	Leo Calvato	CIPP - CA	3/6/15	\$513,002.00	100%	6429	6", 8", 15", 21"
14078	Apple Valley, MN 2014-134, 2014 Sanitary Sewer Lining	Carol Bernal Johnson, City of Apple Valley P 952.553.2441	7100 147th Street West Apple Valley, MN 55124	James Farnsworth (Farnham)	Dan Swdrak	CIPP - MN	10/29/14	\$239,920.00	100%	8053	9"
14079	Ashburn, VA Loudoun, Cabin Branch, FR #2014-029-220	Mary Martin, P.E., Loudoun County Sanitation Authority dva@loudounwater.com P 571.291.7910 m.martin@loudounwater.com	44865 Loudoun Valley View Ashburn, VA 20147	John Grote	Matthew Rhoads	CIPP - VA	7/7/15	\$1,777,722.77	100%	53407	8", 10", 12", 15", 30"
14080	St. Louis, MO JH Berra, MSD, Jaddle Lane	Frank Berra, Sub to J.H. Berra Construction	Utility Division 5991 New Bunnenger Road St. Louis, MO 63129	Brian Harmon (Farnham)	Tim Bussen	CIPP - MO	7/9/14	\$12,835.00	100%	241	8"
14081	Paducah, KY Lourdes Hospital, LH0358-338	John Hughes, P.E. John.Hughes@paducah.com C 270.442.1023 P 270.443.3513	348 South 31st Street PO Box 7924 Paducah, KY 42002	Jeremy Richard	Roger Egli	CIPP - KY	10/17/14	\$59,803.33	100%	439	8", 12"
14082	Paducah, KY Contract 10, 2014 Annual, Wastewater Collection	Paducah McCracken Joint Sewer Agency P 270.575.0058 Josh Webb, P.E., Operations and Engineering Director	621 Northview St Paducah, KY 42001	John Ficek/ Brian Harmon	Roger Egli	CIPP - KY	5/22/15	\$689,223.54	100%	14553	6", 8", 10", 12"
14083	Jefferson City, MO 31120, Sewer Rehab-Bash 12	Eric Seaman, PE, City of Jefferson City P 673.634.6440 F 673.634.6562	320 E. McCarty St. Jefferson City, MO 65101	Jeff Hirtz	Tim Bussen	CIPP - MO	3/12/15	\$1,174,189.14	100%	41413	6", 8", 10", 12", 15"
14084	Table Grove, IL 2012/049, Sanitary Sewer Improvement	Village of Table Grove P 829.758.5071	1114 West Side Square Table Grove, IL 61482	Jeff Hirtz	Dan Swdrak	CIPP - IL	2/5/15	\$368,244.70	100%	10366	8", 10"

SAK CONSTRUCTION PROJECTS LIST

VP Job #	Project Name	Owner's Contact Information	Address	Supervisor/Agent	Project Manager	Type	Completed Date	Completed Amount	Percent Complete	Footage Complete	Diameters
14085	Las Vegas, NV LV Paving, Sewer Rehab Group C	Jake Marshall, Sub to Las Vegas Paving Corporation P 702.251.1988 F 702.251.4893	4420 South Deerlin Blvd Las Vegas, NV 89103	Thomas Petalovich	Brian Ackerman	CIPP - NV	12/10/14	\$867,805.00	100%	6592	15", 18", 21", 30", 36"
14086	Las Vegas, NV LV Paving, Sewer Rehab Group B	Jake Marshall, Sub to Las Vegas Paving Corporation P 702.251.1988 F 702.251.4893	4420 South Deerlin Blvd Las Vegas, NV 89103	Thomas Petalovich	Brian Ackerman	CIPP - NV	7/28/15	\$1,821,880.00	100%	20928	10", 12", 15", 18", 20", 21", 30"
14087	De Soto, MO 13-5599, Sanitary Sewer Improvements	Brian Gerbig, Cochran Engineering P 636.594.0540 F 636.594.0512	17 Boyd Street DeSoto, MO 63020	Jeff Hiltz	Tim Bussen	CIPP - MO	3/31/15	\$665,272.40	100%	30008	8", 12"
14088	Johnson County, KS Wiedemann, Line Rehab 75th & 135	Glen Berge, Sub to Wiedemann, Inc. P 816.322.1125 F 816.322.1136	960 N. Scott PO Box 245 Belton, MO 64012	Danny Brown	Randy Mather	CIPP - KS	8/7/14	\$9,270.00	100%	412	8"
14089	Montgomery, AL Emergency Repair, Boys Club Road	Tim Legatates The Water and Sewer Board of Montgomery, AL	PO Box 1691 Montgomery, AL 36102	Ulysses Matthews/ Stan Krause	Jimmy Witt	CIPP - AL	9/7/14	\$164,685.00	100%	2277	8", 15"
14090	Phoenix, AZ SRP, 4500042501, 12th St & Indian School Road	Hassan Elward, Salt River Project P 602.236.4854 F 602.914.8790	PO Box 50205 Phoenix, AZ 85072	James Bower	Brian Ackerman	CIPP - AZ	12/5/14	\$30,925.00	100%	100	24"
14092	Pinellas Park, FL 2014 Annual Cleaning, Inspection & Rehab	Jim Davis, City of Pinellas Park P 727.541.0771 F 727.541.0860	8000 6th Street North Pinellas Park, FL 33781	Jeremy Richard/ Stan Krause	Loren Green	CIPP - FL	12/15/15	\$549,999.31	100%	18546	6", 10", 12"
14093	Santa Rosa, CA CI1871, Sewer Main Lining @ Various Locations	Lori Urbanek, City of Santa Rosa P 707.543.4284 F 707.543.3801	69 Stony Circle Santa Rosa, CA 95401	Jermann Frazer	Todd Chalk	CIPP - CA	3/18/15	\$418,944.25	100%	1621	6", 8", 12", 18"
14094	Antioch, CA Delta Diablo, Antioch Force Main Repair, 14125	Thanh Vo, Delta Diablo Sanitation District P 925.755.1989 thanhv@delta-dbo.org	2500 Pittsburg-Antioch Hwy Antioch, CA 94509	Jermann Frazer	Todd Chalk	CIPP - CA	10/24/14	\$426,000.00	100%	1000	24"
14095	California, CA 03-402604, Dreambuilder, Sulphur Creek	Alex Singh, Sub to Dreambuilder P 714.646.3697 F 714.646.3698	1324 Lawson Ln Placenta, CA 92870	Jermann Frazer	Todd Chalk	CIPP - CA	10/10/14	\$75,600.00	100%	464	18", 30"
14096	Nashville, TN 347428, 2013 Annual Sewer Rehab	Kevin Edwards, Metropolitan Government of Nashville and Davidson County Greg Ballard, P.E. Department of Water and Sewerage Services Kevin Edwards, Metropolitan Government of Nashville and Davidson County Greg Ballard, P.E. Department of Water and Sewerage Services Client: Water Nashville Overlay	PO Box 193901 Nashville, TN 37219	Glenn Spear/ Stan Krause	Roger Egli	CIPP - TN	1/8/16	\$3,472,664.82	100%	22943	8", 10", 12", 15", 18", 21", 24", 30"
14097	Sacramento, CA Steve Rados, 707, 7th Street Sewer, P to K Streets	Sub to Steve Rados, Inc. P 714.835.4612 F 714.835.2186	2002 E. McFadden Ave. Suite 200 Santa Ana, CA 92705	Andrew Johnson	Todd Chalk	CIPP - CA	9/9/15	\$37,069.00	100%	245	24"
14098	Sioux City, IA 2014 Sewer Lining Project	Glenn Ellis, PE, City of Sioux City P 712.279.6530	405 6th Street Sioux City, IA 51102	Danny Brown	Randy Mather	CIPP - IA	4/23/15	\$227,657.40	100%	563	24", 30"
14099	OF-Fallon, IL CIPP Lining, Weber Road	Jeff Taylor, City of OF-Fallon P 815.0524.4500	255 South Lincoln OF-Fallon, IL 62289	Kyle Bowen (Fehrenhan)	Tim Bussen	CIPP - IL	9/18/14	\$27,050.00	100%	820	15"

S&K CONSTRUCTION PROJECTS LIST

VP Job #	Project Name	Owner's Contact Information	Address	Superintendent	Project Manager	Type	Completed Date	Completed Amount	Percent Complete	Footage Complete	Diameters
14100	San Francisco, CA M Squared, 20661 Punnett Reno, Gough	Sub to M Squared Construction, Inc. P 415.661.6802 F 415.661.6876	1278 20th Ave., Suite C San Francisco, CA 94122	Andrew Johnson	Todd Chalk	CIPP - CA	6/28/15	\$33,516.00	100%	201	12"
14101	Red Wing, MN 2014 Levee Rd Sewer Reconstruction	Robert Stark, PE, City of Red Wing P 651.388.3674 F 651.388.0243	315 West 4th Street Red Wing, MN 55068	Jason Laney	Dan Swetrak	CIPP - MN	12/18/14	\$247,321.00	100%	238	30"
14102	Truckee, CA 2014 Truckee River Interceptor Rehab	Marcia Beals, Tahoe-Truckee Sanitation Agency P 530.597.2525 F 530.597.5840	13720 Butlerfield Drive Truckee, CA 96161	Thomas Petanovich/ Jammann Frazer	Todd Chalk	CIPP - CA	1/16/15	\$2,207,645.67	100%	2062	24", 30"
14103	Aledo, IL Sewer Lining 2014	City of Aledo	2700 W. Main Street Aledo, IL 61231	Jeff Hirtz	Dan Swetrak	CIPP - IL	2/4/15	\$225,525.03	100%	6652	6", 8", 10", 24", 36"
14104	Santa Fe, TX Galveston County WCID No. 8, Sewer Line Rehab	Engineer: John D Mercer & Associates, Inc. John D Mercer, PE 408.741.8800 F 409.741.8801	PO Box 800 Galveston, TX 77553	Mike Blaszczk	Jimmy Witt	CIPP - TX	7/15/16	\$1,580,049.22	100%	28258	8", 10", 12", 14", 15", 18"
14106	Jefferson County, MO Sanitary Sewer Collection System Rehabilitation - Phase 5	Jason Seger, Rock Creek Public Sewer District P 636.461.2379 jason@rockcreekpsd.com	4133 West Outer Road Arnold, MO 63010	Jeff Hirtz	Tim Bussen	CIPP - MO	9/17/15	\$265,169.25	100%	4046	8"
14107	Pleaser County, CA Highway 49 Siphon Repair Project No. 04922	Chris Jagger, Sub to Nor-Cal Pipeline Services P 916.442.5400 cjagger@norcalpipe.com	1459 Market Street Yuba City, CA 95991	Andrew Johnson	Todd Chalk	CIPP - CA	10/27/14	\$56,500.00	100%	320	14"
14110	St. Louis, MO Heatherton Drive	Kevin Belecki, Sub to J.H. Beara Construction Co., Inc. P 314.487.5617 kbelecki@jhbeara.com	5091 New Burninger Road St. Louis, MO 63129	Kyle Bowen (Fremont)	Tim Bussen	CIPP - MO	10/3/14	\$18,340.00	100%	413	8", 12"
14111	Mesa, AZ Eastmark Phase III Roadway Improvements Ray Road between Elsworth & Signal Butte	Mike Bejarano, Eastmark Construction, Inc. P 602.266.7000 F 602.266.7070 MikeBejarano@eastmark.com	8190 E. Mountain View Road Suite 150 Scottsdale, AZ 85258	James Bower	Brian Ackerman	CIPP - AZ	10/17/14	\$12,500.00	100%	180	18"
14113	Lawrence, KS 2014 Annual Lining Project	Nicholas Hook, PE, City of Lawrence P 785.832.7882 nhook@lawrenceks.org	PO Box 708 Lawrence, KS 66046	Danny Brown	Randy Mather	CIPP - KS	8/29/15	\$1,085,812.85	100%	40175	6", 8", 10", 12", 15", 16", 18", 21", 22", 24", 30"
14115	Rocklin, CA CIPP Emergency Pipe Lining - Baltic Circle	Rick Lawrence, City of Rocklin P 916.625.5221 Richard.Lawrence@rocklin.ca.us	4081 Anis Court Rocklin, CA 95877	Andrew Johnson	Todd Chalk	CIPP - CA	10/20/14	\$135,127.00	100%	397	30", 36", 48"
14115.01	Rocklin, CA 72" Storm Drain Springview Dr.	Rick Lawrence, City of Rocklin P 916.625.5221 Richard.Lawrence@rocklin.ca.us	4081 Anis Court Rocklin, CA 95877	Andrew Johnson	Todd Chalk	CIPP - CA	4/1/15	\$272,860.00	100%	220	72"
14115.02	Rocklin, CA Pacific Street	Rick Lawrence, City of Rocklin P 916.625.5221 Richard.Lawrence@rocklin.ca.us	4081 Anis Court Rocklin, CA 95877	Andrew Johnson	Todd Chalk	CIPP - CA	5/6/15	\$62,710.00	100%	200	24"
14116	Fort Bliss, TX CIPP R&R Phase II Work Order Number 212000595	Ruben Contreras, Fort Bliss Water Service Company P 915.584.1332 ruben.contreras@fbwsa.usaibc.com	6 Hudson Centre Drive Suite 1000 Sierra Ana, CA 92707	James Bower	Brian Ackerman	CIPP - TX	12/18/14	\$1,168,429.86	100%	22248	8", 10", 12", 15"

SAK CONSTRUCTION PROJECTS LIST

VP Job #	Project Name	Owner's Contact Information	Address	Superintendent	Project Manager	Type	Completed Date	Completed Amount	Percent Complete	Footage Complete	Diameters
14119	Avondale, AZ Bird Lane & Redondo Drive Sanitary Sewer & Waterline Improvements PO # 1711002	Zach Foster, sub to Falk Construction Company P 602.390.5208 zachf@falkconstruction.com	1326 W. Industrial Dr. Coolidge, AZ 85128	Glenn Spears	Brian Ackeman	CIPP - AZ	12/8/14	\$178,450.20	100%	5314	8", 12"
14120	Peoria, AZ Visancia Boulevard CAP Canal Bridge	sub to Stensha USA Civil West Rocky Mountain District Inc P 602.224.1020 Dustin Kephart dkephart@stensha.com	4742 N. 24th Street Suite 165 Phoenix, AZ 85016	Glenn Spears	Brian Ackeman	CIPP - AZ	10/23/14	\$89,000.00	100%	640	14"
14122	St. Louis, MO JH Berra, The Woods of Ladue	Kevin Berrick, sub to JH Berra Construction Co., Inc. P 314.487.5817 kbellick@bherracon.com	5091 New Baumgartner Road St. Louis, MO 63129	Mark Hirtz	Tim Bussen	CIPP - MO	2/28/15	\$15,765.00	100%	230	6"
14123	Kansas City, MO 81000550 South Airport Force Main and Harlem Force Main Rehabilitation	Alex Varesco, KCMO Water Services Department P 816.513.0445 Alex.Varesco@kcmo.gov	4800 E 63rd St. Kansas City, MO 64130	Gerald Hill	Dan Swedrok	CIPP - MO	8/22/15	\$949,954.24	100%	4726	8"
14125	Washington, DC Rehabilitation of the Potomac Interceptor near Waxpool Road	Rick Travers District of Columbia Water and Sewer Authority dba DC Water P 202.787.4017 rick.travers@dcwater.com	5000 Overlook Ave., SW Washington, DC 20032	Jeff Oberholzer/ Brad Schleming/ Chris Russer/ Joni Stole	Matthew Rousos	CIPP - DC	6/1/15	\$2,819,420.00	100%	4920	48"
14126	Clinton, MO Term Contract 2014 - 2015	Cliff Jordan, City of Clinton P 660.868.6911 F 660.869.6981 rick.travers@dcwater.com	Wastewater Plant 1101 S. Vansant Road Clinton, MO 64735	Danny Brown	Randy Mathur	CIPP - MO	6/18/15	\$32,196.25	100%	1075	8"
14128	OT Fallon, MO Duckett Creek CIPP Project 3-Park Charles	Todd Rescher, Duckett Creek Sanitary District P 636.441.1244 rascher@duckettcreek.com	3650 Highway K OT Fallon, MO 63368	Jeff Hirtz	Tim Bussen	CIPP - MO	4/1/15	\$574,095.75	100%	30995	8", 10", 12", 15", 18"
14129	Wellsville, KS 2014 Sanitary Sewer Rehabilitation	Christopher Cross, City of Wellsville P 785.418.8039 diredotpw@metzro.com	411 Main Street PO Box 455 Wellsville, KS 66092	Danny Brown	Randy Mathur	CIPP - KS	2/2/15	\$69,907.25	100%	1971	8", 12"
14130	San Francisco, CA Clay, Cherry and Collins Streets Sewer Replacement Water Main Installation, and Pavement Renovation; Contract No. WW-552R	Andrew Mellon, Sub to Shaw Pipeline, Inc. P 415.337.0190 andrewshawpipe@aol.com	150 Executive Park Blvd, Suite 3750 San Francisco, CA 94134	Jarmann Frazer	Todd Chaik	CIPP - CA	12/1/14	\$60,060.00	100%	476	18"
14132	San Francisco, CA Pavement Renovation and Sewer Replacement - Upper Market Street	Joe Minor, Sub to Esquivel Grading & Paving, Inc. P 415.468.5700 ext 34 joe@esquivel-gp.com	918 Ingerson Avenue San Francisco, CA 94124	Andrew Johnson	Todd Chaik	CIPP - CA	4/23/15	\$149,962.00	100%	1681	8", 12", 15"
14133	St. Louis, MO Infrastructure Repairs (Rehabilitation) (FY2015) Contract A (11708-015.1)	Shera Melnick, Metropolitan St. Louis Sewer District P 314.678.6200 smelnick@stlswd.com	2350 Market Street St. Louis, MO 63101	Jason Laney/ Mark Hirtz	Travis Jereles	CIPP - MO	8/9/17	\$4,163,903.18	100%	109230	6", 8", 10", 12", 15", 18", 21", 24", 27", 30", 36", 42"
14134	South Placer, CA Loomis 10-Inch Sewer Pipe Liner Project 2014	Eric Nielsen, South Placer Municipal Utility District P 916.766.6522 enielson@spumud.ca.gov	5807 Springview Drive Rocklin, CA 95677	Andrew Johnson	Todd Chaik	CIPP - CA	4/14/15	\$375,015.90	100%	10670	10"
14135	Clay City, IL 6th Street Sanitary Sewer Lining	Village of Clay City (Owner) Contact Information is for Engineer who is the project representative: Mike Briggs, Charleston Engineering P 618.392.0736	PO Box 397 Olney, IL 62450	Jeff Hirtz	Tim Bussen	CIPP - IL	7/7/15	\$61,238.70	100%	1764	8"
14136	Topoka, KS Emergency Repair for WPC Project 163065 - Event #752	Tim McCormick, City of Topoka P 785.368.2409 tmcormick@topoka.org	620 SE Madison Topoka, KS 66807	Danny Brown	Randy Mathur	CIPP - KS	1/8/15	\$48,578.00	100%	454	18"

SAK CONSTRUCTION PROJECTS LIST

VP Job #	Project Name	Owner's Contact Information	Address	Superintendent	Project Manager	Type	Completed Date	Completed Amount	Percent Complete	Footage Complete	Diameters
14140	Birch Tree, MO Birch Tree Wastewater Improvement Project	Bob Summers, City of Birch Tree P 573.727.9666 rsummers@homebhrin.com	4061 Highway PP Suite 1 Poplar Bluff, MO 63901	Jeff Hiltz	Dan Swdrak	CIPP - MO	12/6/15	\$506,510.66	100%	13419	6", 9"
14142	Las Vegas, NV #13.46803-TF, Sewer Rehabilitation Group E	Jake Marshall, Sub to Las Vegas Paving Corporation P 702.251.5800 jakemarshall@vypaving.com	4420 S. Decatur Blvd Las Vegas, NV 89103	Jermann Frazer	Brian Ackerman	CIPP - NV	3/10/15	\$382,772.00	100%	5282	12", 15"
14143	Las Vegas, NV #13.46656-TR, Sewer Rehabilitation Group F	Jake Marshall, Sub to Las Vegas Paving Corporation P 702.251.5800 jakemarshall@vypaving.com	4420 S. Decatur Blvd. Las Vegas, NV 89103	Jermann Frazer	Brian Ackerman	CIPP - NV	9/7/15	\$852,631.35	100%	5217	10", 12", 15", 24", 30"
14144	Decatur, IL 2014 Sewer Rehabilitation Project	Don Miller, Sanitary District of Decatur P 217.422.6931 ext.216 DomM@ceddenwater.org	501 Dipper Lane Decatur, IL 62522	Jason Laney	Dan Swdrak	CIPP - IL	11/6/15	\$2,135,794.53	100%	13192	18", 21", 42", 66"
15002	Cape Girardeau, MO Sanitary Sewer System Rehabilitation Project 2014	Stanley Polivok, City of Cape Girardeau P 573.339.6760 spolivok@cityofcapgirardeau.org	2007 Southern Expressway Cape Girardeau, MO 63701	Jeff Hiltz	Dan Swdrak	CIPP - MO	10/10/15	\$1,259,469.20	100%	27113	8", 10", 12", 15", 24", 30", 42"
15003	San Francisco, CA 2159J, Guerrero St.	Management, Inc. P 415.467.3600 F 415.467.3001	150 Executive Park Blvd, Suite 1300 San Francisco, CA 94134	Andrew Johnson	Todd Chalk	CIPP - CA	2/9/15	\$24,000.00	100%	281	12"
15004	Lake St. Louis, MO 9 Normandy Drive CIPP Lining Project, Bid No. 05-15	Matt Kuelker, City of Lake St. Louis P 636.656.4221 mkuelker@lakestlouis.com	200 Civic Center Dr. Lake St. Louis, MO	Jeff Hiltz	Dan Swdrak	CIPP - MO	10/10/15	\$39,375.00	100%	135	12"
15005	Wyandotte County, KS 2014 Trenchless Sanitary Sewer Rehabilitation, Contract #2	John Mentkus, PE, Unified Gov Wyandotte County P 913.673.5700 jmentkus@wyandotte.org	One McDowell Plaza 701 N. 7th St. Kansas City, KS 66101	Danny Brown	Randy Mather	CIPP - KS	6/11/16	\$1,462,347.00	100%	28102	8", 10", 12", 15", 18", 24", 30", 36", 39", 48"
15006	Lexington, KY Sanitary Sewer Rehabilitation	Eric Sord, Keenland Association, Inc. P 520.294.3472 esord@keenland.com	4201 Versailles Road Lexington, KY 40510	Charles Ezekiel	Roger Egill	CIPP - KY	3/10/15	\$55,645.02	100%	1247	8", 10"
15007 01	Prima County, AZ PCRWRD 2865 N. Conestoga 314055	Brian Janaki, Sub to KEBG Construction, Inc. P 520.940.8423 bjanski@kegus.com	5100 South Avemon Way Tucson, AZ 85706	Glenn Spears	Brian Ackerman	CIPP - AZ	4/8/15	\$108,488.00	100%	3385	8"
15007 02	Prima County, AZ PCRWRD 2865 N. Conestoga 314055 #A003	Brian Janaki, Sub to KEBG Construction, Inc. P 520.940.8423 bjanski@kegus.com	5100 South Avemon Way Tucson, AZ 85706	Glenn Spears	Brian Ackerman	CIPP - AZ	6/6/15	\$398,274.20	100%	11467	8", 12"
15007 03	Prima County, AZ Amendments 011 thru 017	Brian Janaki, Sub to KEBG Construction, Inc. P 520.940.8423 bjanski@kegus.com	5100 South Avemon Way Tucson, AZ 85706	Glenn Spears	Brian Ackerman	CIPP - AZ	10/27/15	\$337,038.00	100%	5296	8", 10", 12"
15007 04	Prima County, AZ Amendments 018 thru 023	Brian Janaki, Sub to KEBG Construction, Inc. P 520.940.8423 bjanski@kegus.com	5100 South Avemon Way Tucson, AZ 85706	Glenn Spears	Brian Ackerman	CIPP - AZ	12/20/15	\$221,553.60	100%	6317	8"
15007 05	Prima County, AZ Amendments 024 thru 026	Brian Janaki, Sub to KEBG Construction, Inc. P 520.940.8423 bjanski@kegus.com	5100 South Avemon Way Tucson, AZ 85706	Glenn Spears	Brian Ackerman	CIPP - AZ	4/11/16	\$153,544.80	100%	4337	8", 10"

SAK CONSTRUCTION PROJECTS LIST

VP Job #	Project Name	Owner's Contact Information	Address	Superintendent	Project Manager	Type	Completed Date	Completed Amount	Percent Complete	Footage Complete	Diameters
15007.06	Pima County, AZ Amendments 026 thru 034	Brian Jarvis, Sub to K&G Construction, Inc. P 520.940.9423 bj Jarvis@kfgus.com	5100 South Averson Way Tucson, AZ 85705	Glenn Spears	Brian Ackerman	CIPP - AZ	9/21/16	\$276,611.00	100%	7759	8", 12"
15007.07	Pima County, AZ Amendments 035 thru 039	Brian Jarvis, Sub to K&G Construction, Inc. P 520.940.9423 bj Jarvis@kfgus.com	5100 South Averson Way Tucson, AZ 85706	Gary Rodgers	David Burbank	CIPP - AZ	5/19/17	\$384,591.10	100%	10510	6", 10", 12"
15008	Las Vegas, NV Las Vegas Valley Manhole & Pipe Rehabilitation - Package 5	Jake Marshall, Sub to Las Vegas Paving Corporation P 702.251.5800 jake.marshall@lvpaving.com	4420 S. Decatur Blvd. Las Vegas, NV 89103	Thomas Petanovich	Brian Ackerman	CIPP - NV	8/31/15	\$196,960.00	100%	1021	12", 15"
15010	Bakersfield, CA Sewer Rehabilitation along California Avenue, P Street to Union Avenue	Bill McClure, City of Bakersfield P 661.326.3724 Email: bmcclure@bakercity.ca.gov	1801 Tuxton Avenue Bakersfield, CA 93301	Jamman Frazer	Todd Chalk	CIPP - CA	6/11/15	\$392,423.08	100%	2830	15"
15011.01	Las Vegas, NV 2015 Annual Sanitary Sewer Rehabilitation	Jake Marshall, Sub to Las Vegas Paving Corporation P 702.251.5800 jake.marshall@lvpaving.com	4420 S. Decatur Blvd. Las Vegas, NV 89103	Jamman Frazer	Brian Ackerman	CIPP - NV	6/15/16	\$531,720.00	100%	8164	6", 10"
15012	Las Vegas, NV Oakley Meadows Storm Drain #11 - Sahar Ave to Westland Fair Center Mall & Oakley Blvd Sanitary Sewer Rehabilitation, Rainbow Blvd to Rancho Drive	Jake Marshall, Sub to Las Vegas Paving Corporation P 702.251.5800 jake.marshall@lvpaving.com	4420 S. Decatur Blvd. Las Vegas, NV 89103	Andrew Johnson	Brian Ackerman	CIPP - NV	12/5/15	\$2,054,075.00	100%	12810	8", 24", 27", 30", 48"
15013	Lee's Summit, MO John Knox Village Courtyard	Jason Conklin, Sub to Emery Snp & Sons, LLC P 816.221.3500 jason.conklin@emerysnp.com	140 Walnut Street Kansas City, MO 64108	Danny Brown	Randy Walker	CIPP - MO	3/19/15	\$18,362.70	100%	405	8"
15014	California, CA 08-OPR204, Line&/or Invert Pave 3 Culverts	Bob Collins, Sub to Jabre Contracting, Inc. P 310.720.0277 jabrecontracting@aol.com	1813 Marzanita Lane Manhattan Beach, CA 90266	Glenn Spears	Leo Calvario	CIPP - CA	4/30/15	\$150,450.00	100%	518	48"
15015	Macon, MO Sanitary Sewer Line Rehab	Roger Redor, Macon Municipal Utilities P 880.385.2183 rredor@sgomnu.com	106 West Boule Street PO Box 639 Macon, MO 65352	Jeff Hirtz	Dan Swidrak	CIPP - MO	11/4/15	\$97,354.00	100%	1888	8", 12", 24"
15016	Lenexa, KS 2015 Lenexa PVP Mill & Overlay	Roger Vossman, Sub to McManary Construction, Inc. P 913.631.5440 rgvoss@mcmanaryconstruction.com	15320 Midland Drive Shawnee, KS 66217	Danny Brown	Randy Walker	CIPP - KS	7/20/15	\$222,941.50	100%	1862	15", 18", 24", 30"
15017	California, CA 03-H3R033P-D-PV 41.8	Bob Carlson, Sub to Loring Brothers Const P 530.346.8150 bobc@lvrangbrothers.com	1175 South Auburn St. Covina, CA 91713	Andrew Johnson	Todd Chalk	CIPP - CA	3/27/15	\$44,000.00	100%	240	24"
15018	St. Louis, MO Storm Sewer Rehabilitation (Mainline OMCI Infrastructure Repair) (12375-015.1) Contract # 20249	Steve Weindel, Metropolitan St. Louis Sewer P 314.678.6200	2350 Market Street St. Louis, MO 63101	Mat Hirtz	Trevi Terrell	CIPP - MO	1/20/17	\$337,761.00	100%	1757	12", 15", 18", 30"
15019	Long Beach, CA Long Beach Main Pumping Plant Facility Upgrades	Kyle Cushman, Sub to Steve P. Redos, Inc. P 714.835.4612 kuchsm@radocompanies.com	2002 E. McFadden Ave. Suite 200 Santa Ana, CA 92705	James Bower	Leo Calvario	CIPP - CA	10/31/17	\$383,500.00	100%	110	72"
15021	Memphis, TN Wolf River at McLean Siphon River	Scott Morgan, P.E., Environmental Construction Public Works P 901.576.7125 scott.morgan@memphiscity.gov	125 North Main, Room 620 Memphis, TN 38103	Bill Seibert	Dan Swidrak	CIPP - TN	2/2/16	\$3,704,500.00	100%	1054	48", 64"

SAK CONSTRUCTION PROJECTS LIST

VP Job #	Project Name	Owner's Contact Information	Address	Superintendent	Project Manager	Type	Completed Date	Completed Amount	Percent Complete	Footage Complete	Diameters
15022	Marinez, CA District Project 8424, M1 CIPP Rehabilitation Project	Mark Worenlawski, Central Contra Costa Sanitary District P 925.957.7919 mworelswsk@centralccta.org	5018 Inhoff Place Marinez, CA 94553	Jamman Frazer	Todd Chalk	CIPP - CA	7/29/15	\$1,987,590.59	100%	3109	42"
15023	St. Louis, MO D/C Separated Sewer	Craig Dulle, Sub to Castle Contracting, LLC P 314.421.0042 craig@dfgkcathe.com	780 South 2nd Street St. Louis, MO 63102	John Pice	Tim Bussen	CIPP - MO	7/9/15	\$62,955.00	100%	241	36"
15024	St. Louis, MO CC-17 Four Seasons Branch Sanitary Relief Ph. II	Kevin Belicki, Sub to J.H. Berra Construction Co., Inc. P 314.487.5617 kbelicki@jhberra.com	5091 New Baumgartner Road St. Louis, MO 63129	Math Hirtz	Tim Bussen	CIPP - MO	5/7/15	\$10,502.00	100%	89	8"
15025	Jefferson City, MO Stadium_Monroe_Christy - Intersection Improv.	Bryant Gaines, Sub to Sam Gaines Construction, Inc. P 573.257.6123 bgaines95@yahoo.com	3205 County Road 452 New Bloomfield, MO 65063	John Pice	Tim Bussen	CIPP - MO	11/24/15	\$49,872.25	100%	110	30", 36"
15026	Phoenix, AZ Wastewater General Construction	Matthew Goddard, Sub to MGC Contractors, Inc. P 602.437.5000 mattthewg@mgccontractors.com	4100 East Edward St Phoenix, AZ 85040	James Bower	Brian Ackerman	CIPP - AZ	6/25/15	\$191,258.32	100%	1174	36"
15027	Fairway, KS Aquatics CIPP	Greg Phillips, Sub to Phllco Construction, LLC gphillips@phllco.biz	6708 NW Monticello Terrace Parkville, MO 64142	Danny Brown	Randy Mather	CIPP - KS	5/30/15	\$6,370.00	100%	60	8"
15028	Knoxville, TN 2014 Sanitary Sewer Basin 9 Rehabilitation Project	Sub to Portland Utilities Construction Company, LLC P 615.232.3374 C.A.S.K.664.6614	PO Box 510 Portland, TN 37148	Stan Krause	Loren Goens	CIPP - TN	8/10/15	\$553,071.00	100%	13574	8", 16"
15029	Las Vegas, NV Ackerman Avenue 60" Diameter Storm Drain Rehabilitation	Larry Lake, Sub to R.P. Weddell & Sons Co. P 702.591.6554 llake@rpweddell.com	4945 E. Carey Ave. Las Vegas, NV 89115	Thomas Petelinovich Andrew Johnson/ Jamman Frazer	Brian Ackerman	CIPP - NV	6/25/15	\$989,320.00	100%	2009	60"
15030	Marinez, CA Lafayette Sewer Renovations - Phase 9	Fritsch Brody, Sub to Precision Engineering, Inc. P 415.621.4812 fbrody@precision-engineering-inc.com	1939 Newcomb Ave San Francisco, CA 94124	Jamman Frazer	Todd Chalk	CIPP - CA	10/30/15	\$299,290.30	100%	4113	10", 12", 15"
15031	Fort Bliss, TX 2015 Sewer Rehab Project - CIPP Phase III	Tony Marquez, Sub to Vernac, Inc. P 915.566.1911 tmarquez@vernac.us	1919 Rio Grande El Paso, TX 79902	Glenn Spears	Brian Ackerman	CIPP - TX	10/29/15	\$1,242,420.00	100%	23816	6", 8", 10", 12"
15032	Las Vegas, NV Las Vegas Valley Manhole & Pipe Rehabilitation - Package 6B	Joe Busto, Sub to Las Vegas Parking Corporation P 702.251.5800 joe.busto@lasvegasparking.com	4420 S. Decatur Blvd. Las Vegas, NV 89103	Jamman Frazer	Brian Ackerman	CIPP - NV	11/24/15	\$59,885.00	100%	307	8"
15033	Lenora, KS Penneygan CWP Repair	Spencer Foster, Sub to Unaweaver Construction, Co. P 913.351.3474 spencer@unaweaver.com	719 E. Gilman Road Lenora, KS 66043	Danny Brown	Randy Mather	CIPP - KS	7/2/15	\$42,618.00	100%	102	30", 36"
15034	LaGrange, MO Sewer System Rehabilitation-2015	Mike Henderson, City of LaGrange, MO P 573.248.4959	118 S. Main St LaGrange, MO 63448	Jeff Hirtz	Dan Swadak	CIPP - MO	11/15/15	\$113,113.42	100%	2910	8"
15035	Lawrence, KS 15th Street Reconstruction	Legit Myers, PE, KU Design & Construction Management Kansas University P 785.884.5851 lmyers@ku.edu	1515 St. Andrews Dr. Lawrence, KS 66043	Danny Brown	Randy Mather	CIPP - KS	7/2/15	\$24,528.00	100%	594	8"

SAK CONSTRUCTION PROJECTS LIST

VP Job #	Project Name	Owner's Contact Information	Address	Superintendent	Project Manager	Type	Completed Date	Completed Amount	Percent Complete	Footage Complete	Diameters
15037	St. Louis, MO Lower Meramec Watershed / Removal, 11650-015.1	Steve Welfick, Metropolitan St. Louis Sewer District P 314.678.6200	2350 Market Street St. Louis, MO 63103	John Price	Tim Bussan	CIPP - MO	10/15/16	\$5,921,823.38	100%	17968	36", 42", 48", 54", 60"
15038	Las Vegas, NV Las Vegas Valley Manhole & Pipe Rehabilitation - Package 9	Joe Bussan, Sub to Las Vegas Parking Corporation P 702.251.5800 joe.bussan@lasvegasparking.com	4420 S. Decatur Blvd Las Vegas, NV 89103	Andrew Johnson	Brian Ackerman	CIPP - NV	8/21/15	\$115,926.00	100%	733	8", 18"
15039	Bethany, MO 2015 Sanitary Sewer Improvements	George Hubel, City of Bethany P 680.425.3511 gphubel@jpservices.com	208 Nth 18th St. Bethany, MO 64424	Danny Brown	Randy Mather	CIPP - MO	11/10/15	\$56,641.00	100%	458	8"
15044	Bellton, MO 8' Cured in Place Pipe	Micahel S. White Construction Industry Laborers Training Fund of Western Missouri & Kansas P 816.331.6982 director@cillt.org	21201 South Mullian Road Bellton, MO 64012	Danny Brown	Randy Mather	CIPP - MO	6/17/15	\$9,200.00	100%	460	8"
15045	San Francisco, CA Various Locations Pavement Renovation No. 17 Sewer Replacement and Watermain Installation Z265 # FCC14123	Alyse Helgers, Sub to Shaw Pipeline, Inc. P 415.337.0190 C 415.716.3853 alyse@shawpipeline.com	150 Executive Park Blvd Suite 3790 San Francisco, CA 94134	Andrew Johnson	Todd Chaik	CIPP - CA	10/16/15	\$29,130.00	100%	89	12"
15046	Kansas City, MO Middle Blue River Sewer Rehab	John Dougherty, Sub to Kiskadee Construction Co., Inc. P 816.363.5530 jdougherty@kstickco.com	8131 Indiana Ave. Kansas City, MO 64132	Danny Brown	Randy Mather	CIPP - MO	9/5/17	\$1,749,885.19	100%	64310	8", 10", 12"
15047	Lombard, IL F7 2015 Sewer Lining	Ray Horng, Village of Lombard P 631.620.5898 rhovng@villageoflombard.org	1051 Hammesmornrd Ave., Lombard, IL 60148	Jeff Hiltz	Dan Swidrak	CIPP - IL	12/4/15	\$149,717.50	100%	2424	8", 15", 18"
15048	Valley, NE 63 Girger Wood Road Emergency CIPP Repair	Jesse Lantz, Valley Corporation P 402.359.2578 jesse@valleycorp.com	28001 Iba Circle Valley, NE 68064	Danny Brown	Randy Mather	CIPP - NE	6/12/15	\$16,115.00	100%	120	8"
15049	Anderson, CA ACID Clear Creek Siphon Repair	Mark Trawick, Sub to RTA Construction, Inc. P 530.223.1100 mtr@rt-a.com	9164 Tanagerway Court Redding, CA 96003	Andrew Johnson	Todd Chaik	CIPP - CA	11/5/15	\$1,322,500.00	100%	530	84"
15050	Herald, CA Landscaping and Engineering Services, Contract No. 4600000880	Construction, Inc. P 916.481.6792 C 916.707.2190	5433 El Camino Ave., Suite 4 Carmichael, CA 95608	Andrew Johnson/ Seth Merrill Thomas Petranovich	Todd Chaik	CIPP - CA	7/22/15	\$73,000.00	100%	244	24", 36"
15051	Phoenix, AZ Small Diameter Sanitary Sewer Rehab IOC COP 4108OC112	Antia Pritchard, City of Phoenix - Water Services Department P 602.534.9295 antia.pritchard@phoenix.gov	200 W Washington St Phoenix, AZ 85003	James Bower	Brian Ackerman	CIPP - AZ	6/27/15	\$53,500.00	100%	153	27"
15052	Phoenix, AZ WP-41288, Pipe Lining	Antia Pritchard, City of Phoenix - Water Services Department P 602.534.9295 antia.pritchard@phoenix.gov	200 W Washington St Phoenix, AZ 85003	James Bower	Brian Ackerman	CIPP - AZ	9/30/15	\$102,888.28	100%	1232	18"
15053	Salina, KS Sanitary Sewer Rehabilitation	David Lutz, PE, City of Salina P 785.826.2205 ext. 213 david.lutz@salina.org	Utilities Department 401 South Street Salina, KS 67401	Danny Brown	Randy Mather	CIPP - KS	12/30/15	\$891,200.00	100%	18976	8", 10", 12", 15"
15054	Chattanooga, TN Chattanooga Creek Interceptor Rehabilitation, Contract # W-12-023-201	Bonnie Mumpower, City of Chattanooga P 423.757.5025 Mumpower_B@chattanooga.gov	Department of Public Works Waste Water Resources Division 455 Moccasin Bend Road Chattanooga, TN 37405	Sean Krause	Loren Goers	CIPP - TN	5/27/16	\$4,109,074.26	100%	7491	24", 30", 36", 42", 48", 54"

SAK CONSTRUCTION PROJECTS LIST

VP Job #	Project Name	Owner's Contact Information	Address	Superintendent	Project Manager	Type	Completed Date	Completed Amount	Percent Complete	Footage Complete	Diameters
15056	Las Vegas, NV MGW MCC-15042: City Center Sewer Completion	Jake Marshall, Sub to Las Vegas Paving Corporation P 702.251.5800 jake.marshall@lvpsaving.com	4420 S Decatur Blvd Las Vegas, NV 89103	James Bower	Brian Ackerman	CIPP - NV	10/8/15	\$196,000.00	100%	412	48"
15057	Tucson, AZ 3N1R02 North Fillito Interceptor (NRI) Relief Sewer	Alan Shonauer, Sub to Achen-Gardner Construction, LLC P 520.887.3011 ashonauer@acheng.com	2425 W Wase Hill Ct Tucson, AZ 85705	Jamarr Frazer	Brian Ackerman	CIPP - AZ	7/23/15	\$167,000.00	100%	1286	24"
15058	Leavenworth, KS Spruce and 6th Street 10" CIPP	Tim Guardado, City of Leavenworth P 913.882.1050 tguardado@cityofleavenworth.org	1800 S 2nd St. Leavenworth, KS 66048	Danny Brown	Randy Mather	CIPP - KS	7/10/15	\$13,450.00	100%	212	10"
15090	Phoenix, AZ 19th Ave and Osborn Emergency Jobs	Chad Watkins, Sub to Western Waterworks P 602.990.7574 chad.watkins@gmail.com	22223 N 16th St. Phoenix, AZ 85024	James Bower/ Jamarrin Frazer	Brian Ackerman	CIPP - AZ	8/1/15	\$593,465.00	100%	3846	30"
15061	Caltrans, CA Construction on State Highway 89 in Sierra County near Calpine Contract No. 03-A2288	Brian Heile, Sub to Rolf 'N' Rock Construction, Inc. P 530.925.5365 rolfrock.com@gmail.com	5527 Truck Village Dr Mt. Shasta, CA 96067	Thomas Petronovich/ Seth Martin/ Andrew Johnson	Todd Chalk	CIPP - CA	7/23/15	\$42,700.00	100%	180	18", 24"
15062	Chattanooga, TN Tamey Flats Interceptor Rehabilitation Contract # W-12-025-201	Bonnie Mumpower, City of Chattanooga P 423.757.5026 Mumpower_B@chattanooga.gov	Department of Public Works Waste Water Resources Division 455 Moccasin Bend Road Chattanooga, TN 37405	Jeff Oberholfer	Loren Gaens	CIPP - TN	5/2/16	\$4,151,505.00	100%	6801	18", 36"
15064	Pasadena, CA Main Street Rehabilitation Project Phase 1B Sewer CIPP Lining Project No. 41412-19 CP 441412	Rebecca Neve, City of Pasadena P 530.642.5526 mveas@cityofpasadena.org	3101 Center Street Pasadena, CA 91107	Andrew Johnson	Todd Chalk	CIPP - CA	1/28/15	\$86,389.21	100%	734	8", 10"
15065	Decatur, IL 2015 Trenchless Long Lining Repairs	Byron Bowman, City of Decatur P 217.424.2747 bbowman@decaturil.gov	1 Gary K Anderson Plaza Decatur, IL 62523-1189	Jeff Hiltz	Dan Swartzak	CIPP - IL	11/22/15	\$325,175.15	100%	9578	8", 10", 12", 15", 21"
15066	Excelsior Springs, MO Sanitary Sewer Rehab	Andrew Starketatum, City of Excelsior Springs P 816.830.0756 ext 230 astarketatum@excelsior-springs.mo.us	103 Water Street Excelsior Springs, MO 64024	Danny Brown	Randy Mather	CIPP - MO	5/8/17	\$2,482,089.23	100%	32084	8", 10", 12", 15", 18", 24", 30"
15068	Wichita, KS 2015 Sanitary Sewer Rehabilitation Phase D	Jeff Terhune, City of Wichita P 316.268.4046 jterhune@wichita.gov F 316.888.7411	1801 South Midcan Wichita, KS 67213	Danny Brown	Leo Calvorno	CIPP - KS	10/23/15	\$315,128.25	100%	14217	8"
15069	Central City, IL 2015 Sewer Repair Project Trenchless Sanitary Sewer Rehab	Edward Czech, Sub to Hank's Excavating & Landscaping, Inc. P 618.398.5556 F 618.398.2729	5825 W. State Rt. 161 Belleisle, IL 62223	Jeff Hiltz	Dan Swartzak	CIPP - IL	10/1/15	\$31,090.50	100%	987	8"
15070	Rocklin, CA 8" Sanitary Sewer	Mark Tucker, Sierra College Joint Community College District P 916.860.7655 mtucker@sierracollege.edu	5000 Rocklin Road Rocklin, CA 95667	Jermann Frazer	Todd Chalk	CIPP - CA	8/7/15	\$22,800.00	100%	322	8"
15072	St. Louis, MO Infrastructure Repairs (Rehabilitation) (F72015) Contract C	Steve Wehnick, Metropolitan St. Louis Sewer District P 314.675.6200 swehnick@slsmd.com	2350 Market Street St. Louis, MO 63101	Matt Hiltz / John Price	Travis Jerrals	CIPP - MO	11/20/17	\$4,389,343.88	100%	31691	8", 12", 15", 18", 21", 24", 28", 36", 38", 27", 30", 30" x 42", 36"
15073	Lee's Summit, MO 2015 CIPP	Josh Roach, City of Lee's Summit P 816.863.1970 jroach@cityofls.net	220 SE Green Street Lee's Summit, MO 64063	Danny Brown	Randy Mather	CIPP - MO	5/31/16	\$854,115.25	100%	16780	8", 10", 12"

SAK CONSTRUCTION PROJECTS LIST

VP Job #	Project Name	Owner's Contact Information	Address	Superintendent	Project Manager	Type	Completed Date	Completed Amount	Percent Complete	Footage Complete	Diameters
15074	St. Jacob, IL Sewer Rehab	Edward Ozeck, Sub to Hank's Excavating & Landscaping, Inc. P 618.398.5556 F 618.398.2729	5825 W. State Rt. 161 Belleville, IL 62223	Jeff Hirtz	Dan Swidrak	CIPP - IL	11/22/15	\$20,930.00	100%	520	8"
15075	Columbia, MO Mid-Missouri Surgery Center	Dale Uermann, Sub to Russell Construction Co., Inc. P 563.459.4600 dlemann@ruwewicko.com	4600 E. 53rd Street Davenport, IA 52807	Jeff Hirtz	Dan Swidrak	CIPP - MO	12/6/15	\$89,925.00	100%	400	36"
15076	Cedar Hill, MO Cedar Hill Sewer, PO #500032804	Bulord Adams, Missouri American Water P 314.468.0481 bulord.adams@amwater.com	5825 Pete Obrien Rd Cedar Hill, MO 63015	Matt Hirtz	Tim Bussen	CIPP - MO	9/27/15	\$33,565.00	100%	511	8"
15077	Oceola, AR Oceola 2014 CIPP Wastewater System Improvements	Tim Jones, City of Oceola P 870.563.5245 Tim Jones (email unavailable)	City of Oceola 303 W. Hale Avenue Oceola, AR 72370	John Glick/ Stan Krause	Clayton Washburn	CIPP - AR	12/6/15	\$212,843.00	100%	5000	6", 8", 12"
15078	Kansas City, MO Bayer Front Street Storm Sewer	David Kistick, Sub to Kistick Construction Co., Inc. P 816.363.5530 dkistick@kistickco.com	6131 Indiana Ave. Kansas City, MO 64132	Danny Brown	Randy Mather	CIPP - MO	11/6/15	\$16,925.00	100%	40	24"
15079	Pinellas Park, FL Annual Cleaning Inspection & Rehabilitation of Sanitary Sewers	Jim Davis, City of Pinellas Park P 727.541.0771 F 727.541.0850 jdvavis@pinellas-park.com	8000 60th Street North Pinellas Park, FL 33781	Jeremy Richard/ Stan Krause	Loren Goema	CIPP - FL	11/5/15	\$549,997.58	100%	18671	8", 10", 12"
15080	Washington, DC IFB #140050 - Rehabilitation of Sewers Under Building Phase 2	CH2M HILL Authority dca DC Water Scott Stangle, Arcadis, DC Water, PM Team P 410.381.1900, EXT. 111	5000 Overlook Ave., SW Washington, DC 20032	Chad Rusler	Bob Quakenbush	CIPP - DC	11/20/16	\$3,238,000.00	100%	2872	10", 12", 16", 24", 30", 45"
15082	Orinda, CA #3831 City of Orinda 2015 Measure J & L Pavement Rehab	Eric Barker, Sub to Bay Cities Paving & Grading, Inc. P 925.466.6022 ebarker@baycities.us	1450 Olive Ct., Bldg # 400 Concord, CA 94520	Jaimann Frazer	Todd Chaik	CIPP - CA	2/15/16	\$84,498.00	100%	384	18", 22"
15083	San Francisco, CA 17th/33rd/37th/Julian/Revere Avenues & Anderson/Blixworth/Griggs/Maple/Moultrie Streets Sewer Replacement, Contract No. VW-602	Andrew Melton, Sub to Shaw Pipelines, Inc. P 415.337.0190 Contact Email - andrew@shawpipelines.com	150 Executive Park Blvd, Suite 3790 San Francisco, CA 94134	Andrew Johnson	Todd Chaik	CIPP - CA	3/18/16	\$181,293.00	100%	309	2-6" x 3-9" (96" - closed)
15085	San Francisco, CA 21221 - Portero Avenue Roadway Improvements	Edmond Tom, Sub to A. Ruiz Construction Co. & Assoc., Inc. P 415.647.4010 ehom@aruzconstruction.com	1601 Cortland Avenue San Francisco, CA 94110	Jaimann Frazer	Todd Chaik	CIPP - CA	4/19/16	\$344,414.05	100%	981	18", 36"
15086	Tempe, AZ Emergency Sewer Repair - 1st From Priest to Hardy Drive	Dan Foley, Sub to B&F Contracting, Inc. P 520.840.9785 dfoley@bfcontracting.com	1804 W. Princes Rd. Tucson, AZ 85705	James Bower	Brian Ackerman	CIPP - AZ	10/13/15	\$284,824.00	100%	1884	27"
15089	Bellton, MO 18-inch - Cleveland to Cambridge	Zach Matton, City of Bellton P 816.331.4331 zmatton@bellton.org	520 Main Street Bellton, Missouri 64012	Danny Brown	Randy Mather	CIPP - MO	1/21/16	\$183,466.63	100%	2607	18"
15090	Marin, CA Shady Esament Instal 401LE CIPP in the 36" Techite Sewer from MH R000.260 to MH R000.240	John Moser, Sub to Maggiora & Ghilotti, Inc. P 415.459.8640 jmoser@maggiora-ghilotti.com	555 Dubois Street San Rafael, CA 94901	Jaimann Frazer	Todd Chaik	CIPP - CA	11/2/15	\$145,000.00	100%	401	36"
15091	Phoenix, AZ AZ State Fair Sewer Rehabilitation	John Knox, Sub to S.J. Anderson Company P 480.537.4187 john@hejanderson.com	4084 E Paradise St Mesa, AZ 85215	James Bower	Brian Ackerman	CIPP - AZ	8/28/15	\$22,025.00	100%	108	8"

SAK CONSTRUCTION PROJECTS LIST

VP Job #	Project Name	Owner's Contact Information	Address	Superintendent	Project Manager	Type	Completed Date	Completed Amount	Percent Complete	Footage Complete	Diameters
15092	Memphis, TN Lick Creek CIPP	Joe Collins, Sub to Overland Contracting (Black & Veatch) P 913.453.9520 collinsj@overlandcontracting.com	3485 Poplar Ave Ste 230 Memphis, TN 38111	Gerald Hall	Dan Swdrak	CIPP - TN	5/25/16	\$3,606,394.59	100%	10105	20", 24", 27", 36"
15094	Kansas City, MO SIS & O&M	Dave Seagars, Sub to Rodriguez Mechanical Contractors P 913.281.1814 dseagars@rmtck.com	541 S. 11th Street Kansas City, Kansas 66105	Danny Brown	Randy Mather	CIPP - MO	1/8/16	\$32,230.00	100%	168	24"
15095	Des Moines, IA 2015 Sewer Lining Program	Matt Redfemacher, City of Des Moines P 515.283.4076 mredfemacher@dmov.org	400 Robert D Ray Drive Des Moines, IA 50309	Danny Brown	Randy Mather	CIPP - IA	2/8/16	\$2,837,501.79	100%	7413	10", 12", 18", 24", 30", 36", 48", 54", 60"
15096	Pinellas Park, FL Annual Cleaning Inspection & Rehabilitation of Sanitary Sewers (Renewal 93)	Jim Davis, City of Pinellas Park P 727.541.0771 F 727.541.0850 jdavis@pinellas-park.com	8000 60th Street North Pinellas Park, FL 33781	Jeremy Richard/ Stan Krause	Randy Hainsrough	CIPP - FL	10/23/16	\$540,400.45	100%	17130	8", 36"
15097	Anderson, CA CIPP Lining of Approximately 176 Lf of 15" Diameter Irrigation Line	Stan Wierzbick, Anderson-Cottonwood Irrigation District P 530.983.7231 address@scsoglobal.net	2810 Silver Street Anderson, CA 95007	Andrew Johnson	Todd Chalk	CIPP - CA	11/8/15	\$35,000.00	100%	176	15"
15097.01	Anderson, CA CIPP Lining of Approximately 250 Lf of 24" Diameter Irrigation Line on Balls Ferry Rd.	Stan Wierzbick, Anderson-Cottonwood Irrigation District P 530.983.7231 address@scsoglobal.net	2810 Silver Street Anderson, CA 95007	Andrew Johnson	Todd Chalk	CIPP - CA	10/29/15	\$65,000.00	100%	250	24"
15098	Nashville, TN Whites Creek Trunk Sewer Rehabilitation	Government of Nashville and Davidson County P 615.880.2641 nashville@nashville.gov	730 Second Ave. South Nashville, TN 37219	Stanley Krause	Deborah Barley	CIPP - TN	3/16/18	\$11,141,486.66	100%	41479	8", 10", 12", 15", 18", 27", 30", 42", 54"
15099	San Antonio, TX Job No. 14-4703-2015/Kajip/Sl-54" Rehab Project	Chuck Clucas, The San Antonio Water System, County of Bexar, State of Texas P 210.233.5198 cclucas.clucas@sws.org	2800 U.S. Hwy 281 North San Antonio, Texas 78212	James Bower	Brian Ackerman	CIPP - TX	9/30/16	\$5,220,097.00	100%	6908	30", 51", 52", 54"
15100	Peoria, AZ Terra Del Rio	Dan Broderick, Sub to Anden-Gardner Construction, LLC P 480.940.1300 dbroderick@chen.com	550 S 79th St. Chandler, AZ 85226	James Bower	Brian Ackerman	CIPP - AZ	11/6/15	\$14,800.00	100%	171	8"
15102	Las Vegas, NV 15.1762.05/PWP #12-2015-572 -2016 Annual Sanitary Sewer Rehabilitation	Nate Smith, Sub to Las Vegas Paving Corporation P 702.251.5800 natesmith@lasvegapaving.com	4420 S Decatur Blvd. Las Vegas, NV 89103	Jermann Frazer	Brian Ackerman	CIPP - NV	7/1/16	\$591,876.00	100%	11614	8", 10", 12"
15103	Kingsport, TN Effluent Cooling Water Line Rehabilitation	Zachary Bloomfield, Sub to Garney Companies, Inc. P 615.788.1506 zbloomfield@garney.com	Eastman Chemical Company 200 South Wilcox Dr. Kingsport, TN 37660	Stan Krause / Andrew Johnson	Leo Calvario	CIPP - TN	12/15/15	\$454,634.97	100%	490	30", 36", 48"
15105	Phoenix, AZ Meeker Boulevard Sewer Assessment and Rehabilitation, RH Johnson Blvd to Pecos/Tha Drive & Sun City Sewer Rehabilitation - 99th Avenue (Projects 1,3)	Chad Talbot, EPCOR Water Arizona Inc. P 623.445.2404 ctalbot@epcor.com	2365 W Pinnacle Peak Rd., Suite 300 Phoenix, AZ 85027	Jermann Frazer	Brian Ackerman	CIPP - AZ	3/16/16	\$708,428.50	100%	2647	8", 18", 21"
15106	Shelbyville, TN Shelbyville Power, Water & Sewerage System Emergency 18" Sewer Rehabilitation Manhole 4# to 5A. CIPP of 48 feet x 18 inch x 9.0 mm	John Freeman, Shelbyville Power, Water & Sewerage P 931.684.7171 John Freeman's email (unknown)	Shelbyville Power System PO Box 530 Shelbyville, TN 37162	Stan Krause	Clayton Washburn	CIPP - TN	1/17/15	\$45,900.00	100%	48	18"
15107	Overland Park, KS COUR TRP R01376	Mary Conley, Sub to Conley Siterwork & Utilities P 785.838.4646 maryconley.sandu@gmail.com	P.O. Box 250 12321 222nd Street Linwood, KS 66652	Danny Brown	Randy Mather	CIPP - KS	1/15/16	\$21,580.00	100%	425	8"
15108	El Dorado, KS SS System Repair & Rehab	Alan Blough, Sub to Nowak Construction Company P 316.794.8998 ablough@nowakconstruction.com	PO Box 218 200 South Goddard Rd. Goddard, Kansas 67052	Danny Brown	Randy Mather	CIPP - KS	5/20/16	\$13,317.00	100%	388	8"

SAK CONSTRUCTION PROJECTS LIST

VP Job #	Project Name	Owner's Contact Information	Address	Superintendent	Project Manager	Type	Completed Date	Completed Amount	Percent Complete	Footage Complete	Diameters
15109	Contra Costa County, CA 2015 Sewer Rehabilitation Project Contract No. 7-15	Randy Lepien, Mt. View Sanitary District P 925.228.4218 Contact Email: randylep@cc-ic-inc.com	3600 Arthur Road Martinez, CA 94553	Jermann Fezzer	Todd Chaik	CIPP - CA	5/31/16	\$199,172.25	100%	1652	6", 8"
15111	Chicago, IL Glenbrook Sanitary Sewer Rehabilitation, USA Contract 14-051-35	Fred WLU Metropolitan Water Reclamation District of Greater Chicago P 312.751.4025 Frederick.W@owrd.org	100 East Erie Street Chicago, Illinois 60611	Jeff Hirtz	Dan Swidrak	CIPP - IL	2/8/17	\$1,205,742.00	100%	4397	18", 21"
15114	Lawrence, NJ Princeton Pike Sewer Lining	William P. Hall, Ewing-Lawrence Sewerage Authority P 609.387.4061 email not on card per M. Rhoads 2.23.16	600 Whitehead Rd. Lawrenceville, NJ 08648	Chad Rusler	Matthew Rhoads	CIPP - NJ	4/21/16	\$262,827.00	100%	1733	16"
15116	Kansas City, MO Walnut Street Sewer Rehad (Project No. 81000552/079)	Khoa Nguyen, City of Kansas City P 816.513.0284 khoa.nguyen@kcmo.org	4800 East 63rd Street Kansas City, Missouri 64130	Danny Brown	Randy Mather	CIPP - MO	2/21/18	\$5,688,800.00	100%	4785	21", 33", 36", 66", 88", 70", 76"
15117	San Francisco, CA 22621 - Pavement Renovation and Sewer Replacement - San Jose, Guerrero and Corbett	Urbano Bonner, Sub to M Squared Construction, Inc. P 415.661.6902 Contact Email: -	1278 20th Ave, Suite C San Francisco, CA 94122	Andrew Johnson	Todd Chaik	CIPP - CA	7/25/16	\$61,594.00	100%	285	12", 18"
15117.01	San Francisco, CA 22621 - Add'l @ Randall St.	Chris Wallace, Sub to M Squared Construction P 415.661.6902 Contact Email: -	1278 20th Ave, Suite C San Francisco, CA 94122	Jermann Fezzer	Todd Chaik	CIPP - CA	6/12/17	\$34,500.00	100%	59	16"
15118	Columbia, IL 2015-2016 Sanitary Sewer Line Rehabilitation Project	Tim Ayers, City of Columbia, IL P 618.281.4264 tayers@columbiailinois.com	110 West Sand Bank Rd Columbia, Illinois 62235	Jeff Hirtz	Dan Swidrak	CIPP - IL	4/1/16	\$47,120.00	100%	1984	8"
15119	Rantoul, IL 2015 Sewer Lining project	Peter Passerelli, Rantoul, IL P 217.892.6526 Ppasser@myrantoul.com	200 W. Grove Ave Rantoul, IL 61855	Jeff Hirtz	Dan Swidrak	CIPP - IL	3/29/16	\$126,514.55	100%	4317	8", 10", 12"
15120	Queen Creek, AZ ALVA Sewerline	Slyker Roussel, Sub to Hunter Contracting Co. P 480.892.0521 slyker@huntercontracting.com	701 N Cooper Rd Gilbert, AZ 85233	James Bower	Brian Ackerman	CIPP - AZ	1/4/16	\$39,400.00	100%	450	12"
15122	Clinton, MO Franklin Street to Green Street Gravity Sewer Replacement	Chris Heim, Sub to Helm Plumbing P 660.525.4290 halmplumbing@earthlink.net	217 West Allen Street Clinton, MO 64735	Danny Brown	Randy Mather	CIPP - MO	3/10/16	\$14,690.00	100%	185	12"
16002	Peoria, AZ Beardsley Road Segment 4	Dan Broderick, Sub to Adren-Gardner Construction, LLC P 480.940.1300 dbroderick@adren.com	550 S 79th St Chandler, AZ 85226	Andrew Johnson	Brian Ackerman	CIPP - AZ	2/25/16	\$97,504.00	100%	602	30"
16003.01	Lawrence, KS UT1508 2015 SS Rehabilitation CIPP Project	Nicholas Hoyt, P.E., City of Lawrence - Utilities Department P 785.832.7892 nhoyt@lawrenceks.org	P.O. Box 728 Lawrence, KS 66048	Danny Brown	Randy Mather	CIPP - KS	4/13/17	\$1,455,370.00	100%	44618	8", 10", 12", 15", 21", 24", 30", 36"
16006	El Dorado Hills, CA Carson Creek Fitness Center Site Improvements	Terri Matz, Sub to Dong VeeKamp General Engineering, Inc. P 530.676.0825 terri.matz@dongveekamp.com	2585 Cold Springs Road Pleasantville, CA 95667	Jermann Fezzer	Todd Chaik	CIPP - CA	2/29/16	\$18,000.00	100%	200	12"
16007	Stockton, CA Primary Influent Pipe Repair, PO 192879	All Gharragzoo, City of Stockton P 209.827.8787 all.gharragzoo@ci.stockton.ca.us	425 N El Dorado Street Stockton, CA 95202	Andrew Johnson	Todd Chaik	CIPP - CA	3/24/16	\$65,000.00	100%	125	48"

SAK CONSTRUCTION PROJECTS LIST

VP Job #	Project Name	Owner's Contact Information	Address	Superintendent	Project Manager	Type	Completed Date	Completed Amount	Percent Complete	Footage Complete	Diameters
16008	Wyandotte County, KS 2015 Sanitary Sewer Rehabilitation & Repair, Contract 2 Project I.D.: 61832	Kris Finger, United Government of Wyandotte County, Kansas City, KS P 913.573.5422 kfinger@wycock.org	701 N 7th St, Rm 712 Kansas City, KS 66101	Danny Brown	Randy Mather	CIPP - KS	9/30/17	\$1,745,716.81	100%	28079	6", 10", 12", 15", 18", 24", 30", 36"
16009	Forrest, MO SSO North County Garage	Danny Hance, Sub to Hance Construction P 314.974.0034 danny@hance-construction.com	146 E Paerch Blvd Wentzville, MO 63386	Matt Hirtz	Tim Bussen	CIPP - MO	9/15/16	\$19,689.00	100%	800	6"
16010	Union Sanitary District, CA Alvarado-Niles Road SS Rehabilitation Project (#800-437)	Chris Elliott, Union Sanitary District P 510.477.7859 chris_elliott@unionsanitary.com	5072 Benson Road Union City, CA 94587	Andrew Johnson	Todd Chalk	CIPP - CA	11/11/16	\$3,238,555.23	100%	9193	27", 30"
16011	Caltrans, CA (Minor B) Contract No: 10A1768 Project ID: 1015000070	Iqbal Aulakh, California Department of Transportation P 209.333.6959 iqbal.aulakh@dot.ca.gov	1727 30th St Sacramento, CA 95816	Jarriann Frazer	Todd Chalk	CIPP - CA	9/7/16	\$94,180.00	100%	306	18", 24"
16012	Lenexa, KS 2016 Mill and Overlay	Eric Voseman, Sub to McAnany Construction, Inc. P 913.631.5440 ericv@mcananyconstruction.com	15920 Midland Drive Shawnee, KS 66217	Danny Brown	Randy Mather	CIPP - KS	2/14/17	\$202,161.00	100%	1083	18", 24", 24", 30", 36", 48"
16013	Wheaton Plaza, MD Wheaton Storm System Restoration	Mike Robarge, Wheaton Plaza Regional Shopping Center P 240.869.0336 mrobarge@westfield.com	11160 Veins Mill Rd Wheaton, MD 20902	Joeh Grife	Bob Quackenbush	CIPP - MD	4/9/16	\$89,999.00	100%	256	36"
16014	College Station, TX CIPP Renewal of 300 LF 10" diameter concrete sanitary sewer pipe	Ruben Barral, Texas A & M University P 979.846.4814 rbarral@tamu.edu	600 Agronomy Road 1371 TAMU College Station, TX 77843	Mike Stubbs	Jimmy Witt	CIPP - TX	4/19/16	\$33,494.00	100%	216	10"
16015	Lyons, KS Municipal Sewer Line Project 2016	Chris Vealch, The City of Lyons P 620.257.3054 cjllych@cityoflyons.org	201 West Main P.O. Box 808 Lyons, KS 67554	Danny Brown	Randy Mather	CIPP - KS	9/7/16	\$34,058.40	100%	1104	8"
16017	St. Louis, MO SLU NRH 02 Project #093150.154	Ethan Gwin, Sub to Caxtle Contracting, LLC P 314.421.0042 ethan.gwin@cfccastle.com	345 Marshall Avenue Suite 302 Weber Groves, MO 63119	Matt Hirtz	Tim Bussen	CIPP - MO	6/15/16	\$37,100.00	100%	90	24"
16018	Dubuque, IA FY16 (CIPP) Sanitary Sewer Lining Project	Dennis Hing, The City of Dubuque P 563.589.4270 dnhing@cityofdubuque.org	50 W. 13th St. Dubuque, IA 52001	Jeff Hirtz	Dan Swadzak	CIPP - IA	6/25/16	\$423,179.00	100%	12635	8", 10", 18"
16020	Mason, MO Sanitary Sewer Line Rehabilitation	Jack Aulakh, Mason Municipal Utilities P 660.676.2969 Contact Email: N/A	108 West Route St. Mason, MO 65562	Jeff Hirtz	Dan Swadzak	CIPP - MO	6/15/16	\$114,148.00	100%	1807	8", 24", 36"
16021	Ed Dorado, KS 15" Sanitary Sewer CIPP on Skelly St.	Gary Taylor, City of El Dorado P 316.323.5621 gtaylor@edokole.com	220 E. 1st Avenue El Dorado, KS 67042	Danny Brown	Randy Mather	CIPP - KS	5/20/16	\$41,888.00	100%	616	15"
16022	Leavenworth, KS 2015 Sanitary Sewer Rehabilitation and Replacement	Spencer Foster, Sub to Linweaver Construction P 913.351.3474 spencer@linweaver.com	719 Gilman Rd. Larnia, KS 66043	Danny Brown	Randy Mather	CIPP - KS	6/12/17	\$120,424.25	100%	2484	7", 15", 18"
16024	Fort Bliss, TX Fort Bliss Water - CIPP Phase IV	Tony Marquez, Sub to Verac, Inc. P 915.566.1911 tmarquez@veracus.com	1919 Rio Grande El Paso, TX 79902	Andrew Johnson	Brian Ackerman	CIPP - TX	12/31/16	\$1,533,041.50	100%	23288	6", 8", 10", 12"

SAK CONSTRUCTION PROJECTS LIST

VP Job #	Project Name	Owner's Contact Information	Address	Superintendent	Project Manager	Type	Completed Date	Completed Amount	Percent Complete	Footage Complete	Diameter
16025	St. Paul, MN NAI Rehabilitation - Phase 10 Contract Number 15P303	Richard Helle, Metropolitan Council P 612.228.2890 Contact Email	360 Robert Street North Saint Paul, MN 55101	Jeff Hitz	Dan Swdrak	CIPP - MN	7/30/16	\$2,369,210.02	100%	3714	36", 42"
16027	Mission Woods, KS Storm Sewer Lining - Rainbow Ave.	John Sullivan, City of Mission Woods P 913.432.1650 john.sullivan@missionwoods.org	4700 Rainbow Blvd Shawnee Mission, Kansas 66205	Danny Brown	Randy Mather	CIPP - KS	5/10/16	\$27,103.50	100%	321	18"
16028	Lenexa, KS Post Oak Drainage Improvements	Bill Reno, Sub to KC Heavy P 913.845.2121 bill.reno@shvyn.com	19425 State Avenue Tonganoxie, KS 66206	Danny Brown	Randy Mather	CIPP - KS	9/30/17	\$396,647.00	100%	4216	12", 15", 18", 21", 24", 30", 36"
16029	St. Louis, MO (MSD) Manchester Des Peres CIPP Quote	Justin Huebsmann, Sub to Budrovich Excavating P 314.892.3030 jhuebsmann@budrovich.com	10328 Lake Bluff Dr. St. Louis, MO 63123	Matt Hitz	Tim Bussen	CIPP - MO	7/6/16	\$28,828.75	100%	402	8"
16032	Memphis, TN Magnolia, Old Loos Hwy 51 Emergency Sewer Repair	James Hinte, Sub to Magnolia Underground Construction, Inc. P 901.238.2985 jhinte@magnoliaunderground.us	2898 Capra Road Brynau, MS 38911	Jeff Hitz	Dan Swdrak	CIPP - TN	4/19/16	\$163,475.50	100%	328	42"
16033	Wheeling, IL 2016 Sewer Lining Project Contract	Lana Rudnik, Village of Wheeling P 847.278.6912 lrudnik@wheelingil.gov	2 Community Blvd Wheeling, IL 60090	Jeff Hitz	Dan Swdrak	CIPP - IL	6/7/16	\$162,507.50	100%	5980	8", 10"
16034	O'Fallon, MO Citi Mortgage West Lot Sink Hole Repair	Kimberly Pezce, Sub to Byrne & Jones Construction P 314.567.7957 kpezce@byrneandjones.com	13940 St. Charles Reck Rd St. Louis, MO 63044	Matt Hitz	Tim Bussen	CIPP - MO	7/9/16	\$32,500.00	100%	310	24"
16035	North Charleston, SC Combined Interceptor - Phase 6, CIPP Sanitary Sewer Rehabilitation	Jared Jones, North Charleston Sewer District P 843.764.3072 jjones@ncsd.sc.gov	PO Box 63008 7225 Shall Road North Charleston, SC 29419	Glenn Spears	Leo Calvatio	CIPP - SC	4/27/17	\$6,142,924.29	100%	8243	60", 96"
16036	Cheve Coeur, MO (MSD) The Grove - CIPP Lining	Justin Huebsmann, Sub to Budrovich Excavating P 314.892.3030 jhuebsmann@budrovich.com	10328 Lake Bluff Dr. St. Louis, MO 63123	Matt Hitz	Tim Bussen	CIPP - MO	6/15/16	\$19,675.00	100%	50	8"
16037	Brooklyn Park, MN 2016 Large Sanitary Sewer Lining Project	Jon Watson, City of Brooklyn Park P 793.493.8008 jon.watson@brooklynpark.org	5200 68th Ave. N. Brooklyn Park, MN 55443	Jeff Hitz	Dan Swdrak	CIPP - MN	7/9/16	\$892,460.00	100%	5435	24", 27"
16038	Shawnee, KS 2015 Stormwater Pipe Repair	Albert Seeman, Sub to Amino Brothers Co., Inc. P 913.334.2330 aj@aminobros.com	8110 Kaw Drive P.O. Box 11277 Kansas City, KS 66111	Danny Brown	Randy Mather	CIPP - KS	7/30/16	\$39,894.00	100%	285	12", 15", 18"
16039	Gilbert, AZ Greenfield Road Sinkhole & Force Main Rehabilitation	Tom Foley, Sub to B & F Contracting P 520.282.1264 tom@bfcontracting.com	11011 North 23rd Avenue Phoenix, AZ 85028	James Bower	David Burbank	CIPP - AZ	4/28/16	\$72,000.00	100%	177	30", 48"
16040	Lake St. Louis, MO Lake St. Louis Blvd. CIPP Lining	Matt Hecker, City of Lake St. Louis P 636.695.4221 mhecker@lakesaintlouis.com	307 Parkway Industrial Drive Lake Saint Louis, MO 63367	John Price	Tim Bussen	CIPP - MO	7/14/16	\$41,272.00	100%	153	42"
16041	Las Vegas, NV Flamingo Corridor Improvement	Jeff Anderson, Sub to Las Vegas Paving Corporation 702.251.5800 jeff.anderson@lasvegspaving.com	4420 S. Decatur Blvd Las Vegas, NV 89103	Jamann Frazer	Brian Ackerman	CIPP - NV	5/8/16	\$25,250.00	100%	350	10"

SAK CONSTRUCTION PROJECTS LIST

VP Job #	Project Name	Owner's Contact Information	Address	Superintendent	Project Manager	Type	Completed Date	Completed Amount	Percent Complete	Footage Complete	Diameters
16042	Newton, KS SS Rehab Phase 2	Alan Blough, Sub to Nowak Construction P 316.794.8998 alan@nowakconstruction.com	200 South Goddard Rd. Goddard, KS 67052	Danny Brown	Randy Mather	CIPP - KS	1/21/17	\$57,577.20	100%	2568	6", 8"
16045	Urbana & Champaign Sanitary District (IL) P117 Collection System Upgrade Project	Mark Reed, Urbana & Champaign Sanitary District (IL) P 217.267.2400 ext. 1222 mreed@u-sd-il.com	1100 E. University Ave. Urbana, IL 61802	Jeff Hirtz	Dan Swedrak	CIPP - IL	4/7/17	\$802,140.48	100%	4320	8", 12", 24", 33"
16046	Manhattan, KS 2015 CIPP Sewer Lining SS 31607	Nomi Francis, City of Manhattan P 785.387.4583 nfrancis@cityofman.com	1101 Poyntz Ave. Manhattan, KS 66502	Danny Brown	Randy Mather	CIPP - KS	8/19/16	\$440,338.20	100%	20199	8"
16047	North Newton, KS CIPP	Alan Blough, Sub to Nowak Construction Company P 316.794.8998 alan@nowakconstruction.com	200 South Goddard Rd. Goddard, KS 67052	Danny Brown	Randy Mather	CIPP - KS	8/25/16	\$19,200.00	100%	677	8", 10"
16048	Johnston, IA Camp Dodge Sanitary Sewer Lateral Repair - Phase 1	Jamie Crubaugh, Sub to J & K Contracting P 515.233.5500 ext. 12 jcrubaugh@jandkcontracting-ia.com	1307 East Lincoln View Ames, IA 50010	Danny Brown	Randy Mather	CIPP - IA	1/30/17	\$67,248.00	100%	1566	8", 12"
16049	Davenport, IA F.Y. 2017 Sewer Lining Program	Sandy Doran, City of Davenport P 563.325.7798 sdoran@cityofdavenportia.us	226 West Fourth St. Davenport, IA 52801	Jeff Hirtz	Dan Swedrak	CIPP - IA	4/11/17	\$1,542,579.70	100%	52489	8", 10", 12", 15", 16", 18", 24"
16050	Martha, CA Joint Integrated VA/DOH Health Care Center	Nick Julio, Sub to Qto Construction P 831.251.6326 njulio@qtoconstruction.com	1717 2nd St. Sacramento, CA 95811	Andrew Johnson	Todd Chaik	CIPP - CA	6/6/16	\$168,910.00	100%	780	30"
16051	Douglas County, NV N007 3567 - Cave Rock Tunnels	Kurt Matzoll, Sub to Q & D Construction P 775.353.7012 kmatzoll@qddconstruction.com	1050 S. 21st St. Sparks, NV 89431	Jarman Frazer	Todd Chaik	CIPP - NV	8/29/16	\$249,175.00	100%	1126	24", 30"
16052	Caltrans, CA Contract No. 03-114001, contra. 180 Truck Climbing Lane Eastbound I-80 Long Hauling UP to 0.4 Wt East of Magra P	Stephen Muck, Sub to Teichert Construction Lincoln P 916.645.4863 smuck@teichert.com	4401 Duluth Avenue Rocklin, CA 95765	Andrew Johnson	Todd Chaik	CIPP - CA	11/30/17	\$950,602.25	100%	5181	18", 24", 30", 36", 48"
16053	Avondale, AZ Avondale Blvd Sewer Rehabilitation Project 1A	Jesus Jaramillo, Sub to Degan Construction, LLC P 602.795.6574 jesus@degan.com	1402 N. 24th Ave. Phoenix, AZ 85009	James Bower	David Burbank	CIPP - AZ	7/10/16	\$60,821.00	100%	883	24"
16055	San Jose, CA 6008 Fourth Major Interceptor Rehab Phase IIB	Mark Saturno, City of San Jose P 408.793.5517 mark.saturno@sanjoseca.gov	200 E. Santa Clara St. 5th Floor Tower San Jose, CA 95113	Andrew Johnson	Todd Chaik	CIPP - CA	2/17/17	\$3,448,392.00	100%	2894	84"
16056	Davis, CA 15" Sewer, The Villages at Willow Creek	Terry Jue, City of Davis P 530.797.5656 tjue@cityofDavis.org	23 Russell Blvd, Suite 3 Davis, CA 95616	Andrew Johnson	Todd Chaik	CIPP - CA	6/23/16	\$43,464.00	100%	369	15"
16057	California, CA Pipeline Rehab Services Contract #65M0598	Azzeddine Benouar, California Department of Transportation P 916.654.3988 azzeddine.benouar@dtd.ca.gov	1727 30th St. Sacramento, CA 95816	Jarman Frazer	Todd Chaik	CIPP - CA	8/26/16	\$78,500.00	100%	100	18"
16058	Hiawatha, KS Sanitary Sewer Rehab, Phase II	Alan Blough, Sub to Nowak Construction P 316.794.8998 alan@nowakconstruction.com	200 S. Goddard Road Goddard, KS 67052	Danny Brown	Randy Mather	CIPP - KS	1/30/17	\$148,733.05	100%	4884	8", 10"

SAK CONSTRUCTION PROJECTS LIST

VP Job #	Project Name	Owner's Contact Information	Address	Superintendent	Project Manager	Type	Completed Date	Completed Amount	Percent Complete	Footage Complete	Diameters
16059	Las Vegas, NV 713-Las Vegas Valley Mainline and Pipe Rehabilitation - Package 8	Joe Busto, Sub to LV Paving 702.251.5800 joe.busto@lasvegaspaving.com	4420 South Decatur Blvd Las Vegas, NV 89103	James Bower	Brian Ackerman	CIPP - NV	2/6/17	\$254,940.00	100%	2117	8" - 10"
16060	Madera, CA Schnoor Ave Pipeline Rehab	Ellen Bitter, City of Madera P 558 861 5472 ebitter@cityofmadera.com	205 W. Fourth St Madera, CA 95327	Andrew Johnson	Todd Chaik	CIPP - CA	8/30/16	\$638,900.00	100%	1581	24", 30", 42"
16061	Moline, IL 2016 Sanitary Sewer lining, Project #1250	Darrin Preston, City of Moline 308.524.2365 dpreston@moline.il.us	Dept of Public Works 3636 4th Avenue Moline, IL 61265	Jeff Hirtz	Dan Swadlak	CIPP - IL	12/28/16	\$82,897.00	100%	3023	8" - 10" - 12"
16063	Lawrence, KS KU Memorial Drive	DAVID NISPER, SUB TO KANSAS CONSTRUCTION Company P 816.363.5530 david.nisper@kscon.com	8131 Indiana Ave Kansas City, MO 64132	Darryn Brown	Randy Mather	CIPP - KS	6/15/16	\$13,500.00	100%	182	6"
16064	Fresno, CA F St & Santa Clara St. Project ID: RCD0162	Bill Herr, City of Fresno P 559 821 5814 bill.herr@fresno.gov	1721 Van Ness Avenue Fresno, CA 93721	Jammann Frazer	Todd Chaik	CIPP - CA	12/9/16	\$220,325.00	100%	936	18"
16065	Newton, KS Millennium Machine	Kris Wondra, Sub to Millennium Machine and Tool, Inc. P 316.282.0884 krisw@mtm.net	9801 West York St Vichita, KS 67215	Darryn Brown	Randy Mather	CIPP - KS	8/30/16	\$14,870.00	100%	220	6"
16066	Fresno, CA RCD0161, E Church Ave.	Bill Herr, City of Fresno P 559.821.5814 bill.herr@fresno.gov	1721 Van Ness Avenue Fresno, CA 93721	Jammann Frazer	Todd Chaik	CIPP - CA	6/15/17	\$1,719,208.80	100%	6320	30"
16067	Roseville CA S1705203, Marilyn & Bernice Alley	George Hanson, City of Roseville P 916.746.1764 ghanson@roseville.ca.us	2005 Hilltop Circle Roseville, CA 95747	Jammann Frazer	Todd Chaik	CIPP - CA	7/29/16	\$18,500.00	100%	120	6"
16068	Lenexa, KS Lehmanauer CWP Repair	Matt Gricks, Sub to Kansas Heavy Construction, LLC 913.885.2121 mattgricks@khycon.com	19425 State Avenue Tonganoxie, KS 66206	Darryn Brown	Randy Mather	CIPP - KS	1/23/17	\$130,187.00	100%	741	15", 42", 48"
16069	Moreno, CA Full Depth Reclamation Project, Project No. 08-106	Catherine LeChapelle, Sub to Bay Cities Paving P 924.446.6004 call@baycities.us	1450 Cimic Ct, Bldg. # 400 Concord, CA 94520	Jammann Frazer	Todd Chaik	CIPP - CA	8/3/16	\$37,552.00	100%	112	24"
16070	Tonopah, NV US 6 Junction - US 95 West of Miller Park, NOT Contract #3628 Project #31-006-1 (034) & NHP-006-1 (035)	Robert Nelson, Sub to Fisher Sand & Gravel Co. P 702.929.3157 rnelson@fishsand.com	1302 W. Drivers Way Tempe, AZ 85284	Andrew Johnson	Todd Chaik	CIPP - NV	11/24/16	\$1,428,035.00	100%	9473	18", 24", 30", 36"
16071	San Francisco, CA WW-622 Height-Asbury/Fenderlin/Diamond Heights Districts Sewer Replacement and Pavement Renovation	Mike Hiltz, Sub to Hernandez Engineering P 415.824.4731 mhle@hnerandez-engineering.com	860 Rankin St San Francisco, CA 94124	Jammann Frazer	Todd Chaik	CIPP - CA	6/14/17	\$479,914.00	100%	2038	12", 15", 18", 3' x 6'
16072	San Antonio, TX J5-4510 & J5-4512, C13 Broadway	Nathaniel Virdeil, San Antonio Water System 210-235-3135 nathaniel.virdeil@swas.org	2800 U.S. Hwy 281 North San Antonio, TX 78212	Jammann Frazer	Brian Ackerman	CIPP - TX	5/31/17	\$4,472,546.34	100%	11937	42", 48"
16074	Decatur, IL 2016 Trenchless Long Lining Repairs, City Project 2016-28	Darrin Preston, City of Moline 309.524.2365 dpreston@moline.il.us	#1 Gary K Anderson Plaza Decatur, IL 62523	Jeff Hirtz	Dan Swadlak	CIPP - IL	11/30/16	\$447,747.10	100%	16854	8" - 10" - 12" - 18"
16075	Godfrey, IL Phillips 66 Wood River Refinery	CONTRACT NUMBER: 20070700000001 Construction Contact Phone Number P88 Wood River Refinery 27199 State Highway 9 Godfrey, IL 62533		Math Hirtz	Tim Bussen	CIPP - IL	10/30/16	\$272,475.00	100%	500	24"

SAK CONSTRUCTION PROJECTS LIST

VP Job #	Project Name	Owner's Contact Information	Address	Superintendent	Project Manager	Type	Completed Date	Completed Amount	Percent Complete	Footage Complete	Diameters
16076	Caltrans, CA Caltrans Whior B Contract #02A1541 Cedar Pass CIPF, LIners and Culvert Rehab	Joseph Frank, Sub to Robert J. Frank Construction, Inc. P 530.222.1408 robertjfrankconstruction@hotmail.com	2808 Tamarac Rd. Redding, CA 96003	Andrew Johnson	Todd Chaik	CIPP - CA	8/25/16	\$72,380.00	100%	270	24"
16077	Caltrans, CA 03-HR2204, Doug VeerKamp, 16-P21, Hwy 49	Mat VeerKamp, Sub to Doug VeerKamp P 530.676.0825 matveerkamp@dougveerkamp.com	2566 Codd Springs Road Pleasanton, CA 94567	Jermann Frazer	Todd Chaik	CIPP - CA	8/26/16	\$85,300.00	100%	591	30"
16079	Nashville, TN Cowan Riverside Rehabilitation - Area 4 Pages Branch	Greg Ballard, The Metro Gov of Nashville & Davidson County P 615.862.4922 greg.ballard@nashville.gov	800 2nd Ave. S. Nashville, TN 37210	Glenn Spears	Deborah Barley	CIPP - TN	1/21/18	\$5,863,000.00	100%	44654	8", 10", 12", 15", 18", 21", 30"
16080	Richmond, MO Sanitary Sewer Lining 2016	Daie Shio, The City of Richmond P 816.776.5304 deshio@cityofrichmondmo.org	205 Summit Street Richmond, MO 64085	Danny Brown	Randy Mather	CIPP - MO	1/20/17	\$111,950.00	100%	4072	8"
16081	Chattanooga, TN Carter Street CSOTF Outfall Sewer Rehabilitation Contract No. W-09-015-201	Dennis Malone, City of Chattanooga P 423.643.7230 dmalone@chattanooga.gov	Department of Public Works 1250 Market Street Chattanooga, TN 37402	Glenn Spears	Deborah Barley	CIPP - TN	1/23/16	\$327,828.32	100%	302	24"
16082	Lake Worth, FL Tropical Drive and Barton Road Infrastructure Improvements	Stephen Decker, Sub to B & B Undergound Construction P 561.249-9341 sdecker@bbuconst.com	4550 Windgate Avenue Suite 110 West Palm Beach, FL 33409	Angie Miller	Randy Hanbrough	CIPP - FL	11/2/16	\$121,620.80	100%	4738	8", 9.5"
16083	San Francisco, CA Specification 2489J Various Locations Pavement Renovation and Sewer Replacement	Stephen Harry, Sub to Harry Pipelines P 415.585.6023 harry.stephen@hphoo.com	4085 18th Avenue San Francisco, CA 94132	Jermann Frazer	Todd Chaik	CIPP - CA	9/14/16	\$32,900.00	100%	126	12"
16085	Balleria, IL Misc. Sanitary Sewer	Ron Stuckel, St. Clair Township P 618.234.8858 ron.stuckel@tdcgrnc.com	13 East Washington Bellville, IL 62220	Jeff Hirtz	Dan Swdrak	CIPP - IL	11/29/15	\$77,875.00	100%	3115	8"
16086	Lakeband, FL 24" CIPF Lining Griffin Road (011602083-60082), Reverse (MH 60082-60081)37298.00	Contact Name, City of Lakeband P Contact Phone Number Contact Email	City Hall 228 South Massachusetts Ave Lakeband, FL 33601	Angie Miller	Randy Hanbrough	CIPP - FL	9/19/16	\$88,354.50	100%	325	24"
16088	Geneva, IL 2016 Sanitary Sewer Lining	Bob Van Gyselhem, City of Geneva P 630.222.1851 bvangyselhem@geneva.il.us	1800 South Street Geneva, IL 60134	Jeff Hirtz	Dan Swdrak	CIPP - IL	12/15/16	\$211,161.00	100%	4876	8", 12", 15", 24"
16089	St Charles, IL 2015 Sewer Lining Project	Tim Wilson, City of St. Charles P 630.377.4405 twilson@stcharleill.gov	Two East Main Street St. Charles, IL 60174	Jeff Hirtz	Dan Swdrak	CIPP - IL	1/11/16/16	\$462,830.00	100%	3021	12", 18", 24", 27"
16090	Batavia, IL 2015 Sewer Lining Project	Tim Gihm, City of Batavia P 815.454.2750 tghim@cityofbataviainet	200 N Randall Rd. Batavia, IL 60010	Jeff Hirtz	Dan Swdrak	CIPP - IL	1/12/16	\$192,638.00	100%	5088	8", 10", 12", 15"
16091	O'Fallon, MO Cannerton Trail Dr. Storm Water Lining	Ben Von Hanz, City of O'Fallon P 636-379-4513 bvonhanz@ofallon.mo.us	100 North Main Street O'Fallon, MO 63366	Mark Hirtz	Tim Bussen	CIPP - MO	11/21/16	\$27,884.00	100%	194	30"
16092	Caltrans, CA Caltrans Contract #10A1169	Joseph Frank, Sub to Robert J. Frank Construction, Inc. P 530.222.1408 robertjfrankconstruction@hotmail.com	2805 Tamarac Rd. Redding, CA 96003	Jermann Frazer	Todd Chaik	CIPP - CA	8/26/17	\$39,250.00	100%	103	18", 24"

SAK CONSTRUCTION PROJECTS LIST

VP Job #	Project Name	Owner's Contact Information	Address	Superintendent	Project Manager	Type	Completed Date	Completed Amount	Percent Complete	Footage Complete	Diameters
16093	Shawnee, KS Laketown Drive & Johnson Drive Emergency Pipe Repair	Cynthia Moeller-Krass, City of Shawnee P 913.742.6236 cmoeller-krass@ci.shawnee.ks.us	11110 Johnson Drive Shawnee, KS 66203	Darry Brown	Randy Mather	CIPP - KS	11/29/16	\$101,510.75	100%	130	54"
16094	Buffalo Grove, IL 2016 Sewer Lining, Phase 2	Kyle Johnson, Village of Buffalo Grove 847.492.4523 kjohnson@vbg.org	50 Raupp Blvd. Buffalo Grove, IL 60089	Jeff Hirtz	Dan Swidrak	CIPP - IL	1/16/16	\$216,416.25	100%	6831	8", 10", 12", 15"
16095	Bonner Springs, KS Wastewater CIPP 2016	Ron Wyatt, City of Bonner Springs bonnerwater@bonnersprings.org	PO Box 38 205 East Second St. Bonner Springs, KS 66912	Darry Brown	Randy Mather	CIPP - KS	2/17/17	\$60,527.70	100%	2659	8"
16096	New London, MO Sewer System Improvements Contract 1: Sewer Main Lining and Grouding	Mark Brosi, City of New London 573.221.0020 mob@klngwr.com	419 S Main St. New London, MO 65459	Jeff Hirtz	Nick Fryer	CIPP - MO	1/11/17	\$1,018,504.00	100%	30766	8", 10"
16097	Fox Lake, IL 2016 Sanitary Sewer Cleaning & Lining	Aaron Berry, Village of Fox Lake 630.587.0470 a.berry@alelgr.com	66 Thilian Dr. Village of Fox Lake, IL 60020	Jeff Hirtz	Dan Swidrak	CIPP - IL	11/29/16	\$82,737.50	100%	2835	8"
16098	Hilton Head, SC Sewer Rehabilitation	Mike Eury, South Island Public Service District P 702.271.7630 Contact Email:mfeury@carollo.com	2 Gaeneta St. Hilton Head Island, SC 29928	Angie Miller	Randy Hartsbrough	CIPP - SC	9/20/17	\$1,217,206.00	100%	13719	8", 12"
16099	Plant City, FL Cured-In-Place Pipe Lining	Mark Dalmiau, Sub to BLD Services, LLC P 305.246.2950 markd@bldllc.net	2424 Tyler Street Kannor, LA 70052	Angie Miller	Randy Hartsbrough	CIPP - FL	12/15/17	\$460,922.00	100%	20212	8", 12", 24"
16100	Bolivar, MO Sewer Rehab	Jerry Hamby, City of Bolivar P 417.327.2484 jhamby@bolivar.mo.us	345 S. Main Ave. Bolivar, MO 65613	Darry Brown	Randy Mather	CIPP - MO	9/8/17	\$150,246.90	100%	6561	8"
16102	Caltrans, CA Hwy 1 Buena Vista Drainage Caltrans M05-117004	Anthony Torres, Sub to Granite Construction Company P 831.750.0421 anthony.torres@gcinc.com	715 Cornslock Street Santa Clara, CA 95054	James Bower	Todd Chalk	CIPP - CA	10/25/16	\$380,574.00	100%	1517	18", 30", 36"
16103	Daly City, CA Rehab of 27th Street Force Main	Tom Piccolotti, City of Daly City P 650.872.9019 tpiccolotti@dalycity.org	Dept of Water and Wastewater Resources 153 Lake Merced Blvd Daly City, CA 94015	Jermann Frazer	Todd Chalk	CIPP - CA	11/8/16	\$379,000.00	100%	720	24"
16105	Mt. Juliet, TN Royal Oaks Area Sewer Rehabilitation Project for the City of Mt. Juliet, TN	David Ward, Sub to SBW Constructors LLC 865-306-2788 Contact Phone Number dward@sbwconstructors.com	107 Terry Lane Cottonwood, TN 37048	Brian Harmon	Deborah Bartley	CIPP - TN	3/13/18	\$202,803.80	100%	5994	8"
16107	Mobile, AL 2016 Small Diameter Gravity Sewer Cured-In-Place Pipe Project MAWIS Project No. C100316.22	Elliot White, Conestoga Engr. P 251.648.8856 ewhite@doging.com	60 Springdale Blvd, Ste B Mobile, AL 36606	Angie Miller	Randy Hartsbrough	CIPP - AL	2/1/18	\$2,095,552.50	100%	76935	8", 10", 12", 15"
16108	San Francisco, CA SOMA/Bernal Heights/Excelsior Districts Sewer Replacement and Pavement Renovation, Contract No. WW-623	Finbar Brody, Sub to Precision Engineering Inc. P 415.621.4882 fbrody@precision-engineering-inc.com	1939 Newcomb Ave. San Francisco, CA 94124	Jermann Frazer	Todd Chalk	CIPP - CA	7/10/17	\$373,590.00	100%	535	3' x 5'
16109	St. Peters, MO Mid Rivers Mall Drive Right Turn Lane Improvements	Ryan Leizer, Sub to Gerstenson Construction P 536.549.0199 rlzeizer@gerstenson.com	2 Tenth Drive Eureka, MO 63025	Mark Hirtz	Trevs Jerris	CIPP - MO	3/2/18	\$31,004.00	100%	358	12"

SAK CONSTRUCTION PROJECTS LIST

VP Job #	Project Name	Owner's Contact Information	Address	Superintendent	Project Manager	Type	Completed Date	Completed Amount	Percent Complete	Footings Complete	Diameters
16110	Jacksonville, IL Town Brook at Westown Ford and Delaney Drive - Western Knoll Subdivision Sanitary Sewer Lining	Contact Name: City of Jacksonville 217-245-4146 msorrell@benhussassociates.com	200 West Douglas Avenue Jacksonville, IL 62550	Jeff Hirtz	Dan Swidrak	CIPP - IL	11/22/16	\$32,125.00	100%	515	8", 15"
16113	Fairfax, VA Sewer Lines & MH Rehab, Contract Number: 4400007258	Steven Falah, County of Fairfax P 571.221.8499 sfallen@fairfaxcounty.gov	Department of Procurement & Material Mgt 12000 Government Center Plwy, Suite 427 Fairfax, VA 22035-0013	Chad Rabner	Bob Quackenbush	CIPP - VA	9/1/17	\$2,773,947.88	100%	2932	36", 42", 48", 60"
16114	Charterfield, VA Ashton Creek, Johnson Creek & Beechwood Sewer Rehabilitation - Contract 16-1506	Matthew Easterbrook, County of Charterfield P 804.768.7483 eastbrookM@charterfield.gov	9901 Lori Road Charterfield, VA 23832-0001	Chad Rabner	Bob Quackenbush	CIPP - VA	12/7/17	\$1,341,968.60	100%	3805	8", 16", 36", 42", 48", 60", 72", 96"
16115	Kirkwood, MO (MSD) 11213 Austin Place & Lockwood Ave Storm Sewer, Project No. 11213-0151	Contact Name, Sub to Umerstall Contracting Co. P Contact Phone Number Contact Email	2803 W. Casage Pacific Pacific, MO 63069	Matt Hirtz	Tim Buseen	CIPP - MO	3/28/17	\$26,417.00	100%	187	24"
16116	San Jose, CA Public Works GEC for Sewer Repairs 2013-2015 (Contract III)	Adrian Power, Sub to JMB Construction P 650.267.5300 apower@jmbconstruction.com	132 South Maple Ave South San Francisco, CA 94080	Jermann Frazer	Todd Chalk	CIPP - CA	12/7/16	\$70,280.00	100%	130	30"
16117	St. Louis, MO (MSD) Sherwyn Sanitary Relief and V/ Reduction	Mike Caracchido, Sub to Fred Luth P 314.771.3892 mccaracchido@fredluth.com	4516 McRee Avenue St. Louis, MO 63110	Matt Hirtz	Travis Jerriss	CIPP - MO	7/26/17	\$24,812.50	100%	350	6", 6"
16120	Emhence, MO Sewer Improvements	Rachal Eyrkel, Sub to Donald Maggill Inc. P 573.364.7733 rmaggill@gmail.com	204 South Main Street Emhence, MO 65466	Jeff Hirtz	Nick Pnyor	CIPP - MO	6/9/17	\$57,435.00	100%	1485	8", 10"
16122	Montgomery, IL Pearl Street Storm Sewer Rehab	Timothy Paulson, Village of Montgomery P 630.466.6700 tpaulson@veeweb.com	200 N. River St. Montgomery, IL 60539	Jeff Hirtz	Dan Swidrak	CIPP - IL	6/20/17	\$131,814.00	100%	1284	24"
16123	Tempe, AZ MCR II Utility Rehabilitation (4605)	Joel Simpson, Sub to Sundt Construction, Inc. 480.293.3220 jsimpson@sundt.com	2620 S 55th St. Tempe, AZ 85282	Gary Rodgers	David Burbank	CIPP - AZ	12/29/16	\$70,950.00	100%	545	24"
16124	San Jose, CA Alamitos Ponds, Santa Clara Valley	Jerry Sparkman, Santa Clara Valley Water District P 408.630.3254 jsparkman@valleywater.org	5750 Almaden Expressway San Jose, CA 95118	Jermann Frazer	Todd Chalk	CIPP - CA	4/12/17	\$69,100.00	100%	135	30"
16126	Clive, IA 2016/17 Sanitary Sewer Lining Program	Jeff May, City of Clive P 515.223.6231 jmay@clivonline.com	2123 NW 11th St. Clive, IA 50325-9755	Danny Brown	Randy Malher	CIPP - IA	4/17/17	\$94,362.51	100%	4610	8"
16128	San Antonio, TX Castroville Rd 4th D114	Carmen Groth, San Antonio Water System P 210.233.9519 Carmen.Groth@saaws.org	2800 U.S. Hwy. 281 North San Antonio, TX 78212	James Bower	Brian Ackerman	CIPP - TX	7/16/17	\$2,429,780.64	100%	3830	24", 30", 42", 48"
16129	St. Louis, MO Ludue High School - Sewer Lining	Contact Name, Sub to Castle Contracting P Contact Phone Number Contact Email	345 Marshall Avenue Suite 302 Webster Groves, MO 63119	Matt Hirtz	Tim Buseen	CIPP - MO	12/3/16	\$20,442.50	100%	100	18"
16130	Ashville, NC South French Broad Interceptor - Lining, Project No. 2011033	Michael Schreier, Metropolitan Sewerage District of Buncombe County, NC P 828.223.8288 mschreier@mbdc.org	2028 Riverside Dr. Ashville, NC 28914	Glen Spears	Randy Hansborough	CIPP - NC	3/29/17	\$585,108.00	100%	3362	36"

SAK CONSTRUCTION PROJECTS LIST

VP Job #	Project Name	Owner's Contact Information	Address	Superintendent	Project Manager	Type	Completed Date	Completed Amount	Percent Complete	Footage Complete	Diameters
16131	San Ramon, CA Crow Canyon Rd. 36' Storm Drain Rehabilitation	Chris Dietrich, Sub to Garney Companies P 925.800.1848 cdietrich@garney.com	1333 NW Vivion Road Kansas City, MO 64116	Jermann Frizer	Todd Chaik	CIPP - CA	12/21/16	\$100,000.00	100%	150	36"
16132	Clarkdale, AZ VWV Bug Blvd to WMTF Sewer CIPP Relining Project	Wayne Debrosky, Town of Clarkdale 928.639.2525 wayne.debrosky@clarkdale.az.gov	P.O. Box 308 Clarkdale, AZ 85324	James Bower	David Burbank	CIPP - AZ	2/10/17	\$159,712.00	100%	1739	12"
16133	San Carlos, CA Sewer Capacity Assurance Improvements - Phase 4	Eugene Carow, Sub to Bay Pacific Pipelines, Inc. P 415.897.6958 baypacificpipelines@yvalio.com	600 Elm St. San Carlos, CA 94070	Jermann Frizer	Todd Chaik	CIPP - CA	4/30/17	\$163,610.00	100%	799	27"
16134	Modesto, CA Highline Pipeline Rehab	Saylin Bay, Modesto Irrigation District P 209.527.1351 saylin_bay@mhd.org	1231 11th St. Modesto, CA 95354	Jermann Frizer	Todd Chaik	CIPP - CA	11/30/17	\$206,848.00	100%	721	30", 36"
16135	Byron, CA CIPP In 16" & 18" Diameter Irrigation Pipes	Rick Gilmore, Byron Bethany Irrigation District P 209.825.0375 rgilmore@byid.org	7395 Burns Rd. Byron, CA 94514-0255	Andrew Johnson	Todd Chaik	CIPP - CA	12/19/16	\$180,310.00	100%	1645	16", 18"
16136	Fenton, MO 141 & Romaine Creek Rd. Lining	Tom Sampson, Northeast Public Sewer District P 636.343.6090 tom@northeastsewer.org	1041 Gravois Road, Fenton MO 63026	Jeff Hirtz	Dan Swickak	CIPP - MO	7/5/17	\$210,678.00	100%	2394	18"
16137	Owland Park, KS Discount Tire CIPP Lining of Sanitary Sewer	Rick Karaszewski, Sub to DZ Construction Services, Inc. P 248.241.6670 rickk@dzconstruction.com	9675 Northwest Court Clarkston, MI 48346	Danny Brown	Randy Mather	CIPP - KS	5/24/17	\$16,550.00	100%	370	8"
16138	Milpitas, CA 577-16-01, California Circle	Tim David, Sub to Sanco Pipelines, Inc. P 408.559.2754 timdavid@sancopipelines.com	727 University Ave. Los Gatos, CA 95032	Andrew Johnson	Todd Chaik	CIPP - CA	8/25/17	\$320,850.00	100%	804	42"
16139	San Antonio, TX CL3 Broadway Corridor Project Sewer Rehabilitation Package 2.C and 4.C	Nathan Virdel, San Antonio Water System P 210.253.3195 Nathan.Virdel@saaws.org	2900 U.S. Hwy 281 North San Antonio, TX 78298-2449	James Bower	Brian Adelman	CIPP - TX	11/7/17	\$1,803,488.84	100%	6825	18", 24", 36"
16142	Kirkville, MO Blanton-Nelson-Brewer Sanitary Pipe Lining Project	Karl Schneider, Truman State University P 660.795.4203 Contact Email	100 East Normal Kirkville, MO 63501	Danny Brown	Randy Mather	CIPP - MO	4/7/17	\$18,480.00	100%	290	8"
16143	WSSC, MD Western Branch Tank Order #14	Randy Bond, P 301.206.7317 EXT. 2425 ralph.bond@wssewater.com	5399 Enterprise St. Suite F Eldersburg, MD 21784	Chad Rusner	Bob Quakenbush	CIPP - MD	10/21/16	\$51,678.00	100%	356	24"
16147	Pittsburgh, KS Sanitary Sewer Rehab 2016, Hobson Addition	Matt Bacon, City of Pittsburg, KS P 620.240.5138 matt.bacon@pittks.ORG	201 W. 4th St. Pittsburg, KS 66762	Danny Brown	Randy Mather	CIPP - KS	10/13/17	\$303,018.50	100%	5314	8", 24"
16150	Wellsville, MO SKW11.0037-010	Chris Locher, Sub to KJ Urner/Steel Construction Company P 538.239.2028 chrlc@kjurinc.com	4933 South Point Rd. Washington, MO 63090	Jeff Hirtz	Travis Jerriss	CIPP - MO	7/7/17	\$66,648.75	100%	1646	8"
16151	Omaha, NE Omaha Airport Authority, Eppley Pipe Repair	Trevor Tomniges, Omaha Airport Authority P 402.661.8018 Trevor.Tomniges@flyOMA.com	4501 Abbott Drive, Suite 2300 Eppley Field Omaha, NE 68110	Danny Brown	Randy Mather	CIPP - NE	2/28/17	\$34,875.00	100%	70	18"

S&K CONSTRUCTION PROJECTS LIST

VP Job #	Project Name	Owner's Contact Information	Address	Superintendent	Project Manager	Type	Completed Date	Completed Amount	Percent Complete	Footage Complete	Diameters
16152	Kansas City, MO Savoy Hotel	Ronnie McGrath, Sub to Rodriguez Mechanical Contractors P 913.281.1814 ronnie@rmck.com	541 South 14th Street Kansas City, MO 66105	Danny Brown	Randy Mather	C/PP - MO	6/9/16	\$17,600.00	100%	190	8"
17002	Asheville, NC South French Broad Interceptor - Lining Project No. 2011033	Contact Name, Metro Sewerage Dist of Buncombe County P Contact Phone Number Contact Email	2028 Riverside Dr. Asheville, NC 28814	Glen Spears	Randy Hensbrough	C/PP - NC	3/29/17	\$494,127.00	100%	2833	36"
17003	Utah, KS Water Distribution Phase III	Jeff Murphy, Sub to Nowak Construction Co., Inc. P 316.794.8998 jeff@nowakconstruction.com	200 S. Goddard Road Goddard, KS 67052	Danny Brown	Randy Mather	C/PP - KS	7/14/17	\$20,736.00	100%	384	8"
17004	North Las Vegas, NV 1507 - Sewer Main Rehabilitation Phase 2	Jake Marshall, Sub to Las Vegas Paving Corp. P 702.251.5800 jake_marshall@lvpaving.com	4420 South Decatur Blvd Las Vegas, NV 89103	James Bower	Brian Ackerman	C/PP - NV	2/24/17	\$172,172.00	100%	1996	10"
17005	Mesa, AZ Wastewater Collection System	John Norton, Sub to B & F Contracting, Inc. P 633.217.7763 jnorton@bfcontracting.com	11011 N. 29th Ave Phoenix, AZ 85029	Gary Rodgers	David Butbank	C/PP - AZ	6/20/17	\$19,000.00	100%	230	10"
17006	Decatur, IL 7th Ward Sewer Rehabilitation City Project 2015-07	Paul Caswell, City of Decatur P 217.424.2747 pcaswell@decaturil.gov	1 Gary K Anderson Plaza Decatur, IL 62523-1195	Jaron Larey/ Jeff Oberholer/ Glen Spears	Dan Siskarik	C/PP - IL	3/15/18	\$7,675,591.93	100%	23288	18", 20", 21", 30", 34", 37", 38", 39", 40", 42", 44", 45", 46", 48", 50", 52", 54", 56", 57", 58", 60", 65", 72", 84"
17008	Kingsport, TN 2017 Emergency Work	Contact Name, Sub to Eastman Chemical P Contact Phone Number Contact Email	100 N Eastman Rd Kingsport, TN 37680	Sean Kraus	Randy Hensbrough	C/PP - TN	3/25/17	\$163,000.00	100%	275	8", 12"
17009	Jefferson City, MO Basin 13 Sewer Main Rehab	Eric Seaman, City of Jefferson City P 912.634.6410 eseaman@jeffcitymo.org	320 E McCarty St. Jefferson City, MO 65101	Jeff Hitz	Nick Pryor	C/PP - MO	3/16/18	\$2,611,470.64	100%	16103	6", 8", 10", 21", 42", 48"
17012	Los Angeles, CA Joint Outfall F. Unit 3 C/Trunk Sewer	Charles Hickman, Sub to KEC Engineering P 951.734.3010 Email: charles@keceengineering.com	200 N. Sherman Ave. Corona, CA 92882	Jamies Bower	Leo Calvario	C/PP - CA	3/31/17	\$1,719,961.92	100%	3203	54", 63"
17013	St. Louis, MO Woodsmill Sanitary Relief (SKME-020)	Mike Bates, Sub to Bates Utility Company P 314.575.0311 mbates@batesutility.net	641 Westwood Industrial Park Dr. Weldon Springs, MO 63304	Matt Hitz	Trentis Jerriss	C/PP - MO	5/8/17	\$57,240.90	100%	1266	10", 12"
17015	Montgomery, AL 2017 Siphon Rehabilitation Project H680379	Jared McLanghlin, City of Montgomery, AL P 334.322.9015 Email:	22 Bibb Street Montgomery, AL 36102	Glen Spears	Jimmy Witt	C/PP - AL	1/22/18	\$3,511,418.00	100%	3168	14", 18", 30", 36", 42", 64"
17016	Rocklin, CA Allan Ct. Drainage	Rick Lawrence, City of Rocklin P 916.625.5521 rickard.lawrence@rocklin.ca.us	4081 Aavis Court Rocklin, CA 95677	Jermann Frazer	Todd Chaik	C/PP - CA	4/4/17	\$38,020.00	100%	155	18"
17016 01	Rocklin, CA Allan Ct. Drainage	Rick Lawrence, City of Rocklin P 916.625.5521 rickard.lawrence@rocklin.ca.us	4081 Aavis Court Rocklin, CA 95677	Jermann Frazer	Todd Chaik	C/PP - CA	6/27/17	\$489,790.00	100%	2253	15", 18", 30", 36", 29"x15"
17017	Ashdown, AR Emergency Rehab of Dornier Canal Siphon	Steve Nipper, Southwest Arkansas Water District P 870/737061 Stevenswmd@wmdstream.net	421 Hickory Street Texarkana, AR 71854	Glen Spears	Randy Hensbrough	C/PP - AR	7/15/17	\$1,404,700.00	100%	420	60", 66"

SAK CONSTRUCTION PROJECTS LIST

VP Job #	Project Name	Owner's Contact Information	Address	Superintendent	Project Manager	Type	Completed Date	Completed Amount	Percent Complete	Footage Complete	Diameter
171019	Anderson, CA CIPP 18" Irrigation Pipe, S Berney Rd.	Mike Bariles, Anderson-Cottonwood Irrigation District P 530.209.1350 mbarilesac@igmail.com	550 South 79th Street Chandler, AZ 85226	Jammann Frazer	Todd Chalk	CIPP - CA	4/17/17	\$137,700.00	100%	840	18", 24"
171020	Lower Merion, PA 2017 SS Lining	Joe Daniel, Lower Merion Township Sewer Division P 600.642.0435 jdaniel@lowermerion.org	25 Old Gulph Rd Wynnewood, PA 19386	Jean Grode	Travis Ewing	CIPP - PA	8/1/17	\$209,927.20	100%	4888	8", 10"
171022	Mascoutah, IL Manhole & Pipe Rehab	Tom Quirk, City of Mascoutah P 618.566.2964 tquirk@mascoutah.com	3 West Main Street Mascoutah, IL 62258	Jeff Hiltz	Chris Vogt	CIPP - IL	4/2/17	\$115,010.00	100%	974	8", 10"
171023	Tucson, AZ Pantano Interceptor (PTI) Crawcroft 36" RCP & MH Rehab on Sahuarra Ave to Crawcroft Rd. - Tucson	Jason DeCarlo, Sub to Achen Garden P 520.403.4346 jdecari@achen.com	550 South 79th Street Chandler, AZ 85226	Gary Rodgers	David Burbank	CIPP - AZ	5/5/17	\$150,800.00	100%	800	36"
171024	Manhattan, KS 2017 Sanitary Sewer CIPP	Norm Francis, City of Manhattan P 785.587.4583 francis@cityofmnhk.com	1101 Poyritz Ave Manhattan, KS 66502	Darryl Brown	Randy Maher	CIPP - KS	10/17/17	\$483,605.00	100%	21932	8"
171025 01	Indianapolis, IN 927U00126 White River CCS Phase 3 Rehab	Shari Foster, Citizens Energy Group P 317.429.3982 sfoster@CitizensEnergyGroup.com	2020 N. Meridian St. Indianapolis, IN 46202	Bill Siebert	Chris Vogt	CIPP - IN	12/29/17	\$1,446,684.18	100%	1488	15", 24", 66", 89"
171025 02	Indianapolis, IN 923R02608 King Ave/Jackson St. LUSR	Shari Foster, Citizens Energy Group P 317.429.3982 sfoster@CitizensEnergyGroup.com	2020 N. Meridian St. Indianapolis, IN 46202	Bill Siebert	Chris Vogt	CIPP - IN	12/29/17	\$1,959,956.76	100%	2874	24", 30", 32", 36", 42", 48", 51", 57"
171025 05	Indianapolis, IN 923R02605 West 83rd Street	Shari Foster, Citizens Energy Group P 317.429.3982 sfoster@CitizensEnergyGroup.com	2020 N. Meridian St. Indianapolis, IN 46202	Bill Siebert	Chris Vogt	CIPP - IN	12/29/17	\$189,153.40	100%	1032	15"
171025 06	Indianapolis, IN 923R02603 South Kentucky	Shari Foster, Citizens Energy Group P 317.429.3982 sfoster@CitizensEnergyGroup.com	2020 N. Meridian St. Indianapolis, IN 46202	Bill Siebert	Chris Vogt	CIPP - IN	12/29/17	\$393,920.05	100%	1001	24", 26"
171025 07	Indianapolis, IN 923R02606 East Raymond St.	Shari Foster, Citizens Energy Group P 317.429.3982 sfoster@CitizensEnergyGroup.com	2020 N. Meridian St. Indianapolis, IN 46202	Bill Siebert	Chris Vogt	CIPP - IN	12/29/17	\$258,498.75	100%	1355	24"
171025 08	Indianapolis, IN Southport Rd.	Shari Foster, Citizens Energy Group P 317.429.3982 sfoster@CitizensEnergyGroup.com	2020 N. Meridian St. Indianapolis, IN 46202	Bill Siebert	Chris Vogt	CIPP - IN	12/29/17	\$1,692,882.74	100%	2888	30", 36"
171025 09	Indianapolis, IN White River Extra	Shari Foster, Citizens Energy Group P 317.429.3982 sfoster@CitizensEnergyGroup.com	2020 N. Meridian St. Indianapolis, IN 46202	Bill Siebert	Chris Vogt	CIPP - IN	12/29/17	\$693,301.05	100%	1022	15", 36", 54"
171025 14	Indianapolis, IN Plant Bypass Discharge	Shari Foster, Citizens Energy Group P 317.429.3982 sfoster@CitizensEnergyGroup.com	2020 N. Meridian St. Indianapolis, IN 46202	Bill Siebert	Chris Vogt	CIPP - IN	12/29/17	\$1,003,183.00	100%	1824	48"
171025 15	Indianapolis, IN CSO 012 Area Sewer Rehab	Shari Foster, Citizens Energy Group P 317.429.3982 sfoster@CitizensEnergyGroup.com	2020 N. Meridian St. Indianapolis, IN 46202	Bill Siebert	Chris Vogt	CIPP - IN	12/29/17	\$807,468.92	100%	5403	12", 15", 20", 24", 30"

SAK CONSTRUCTION PROJECTS LIST

VP Job #	Project Name	Owner's Contact Information	Address	Superintendent	Project Manager	Type	Completed Date	Completed Amount	Percent Complete	Footage Complete	Diameters
17025-16	Indianapolis, IN Steeple Chase Storm Sewer	Shari Foster, Citizens Energy Group P 317.429.3882 sfoster@citizensenergygroup.com	2020 N. Meridian St. Indianapolis, IN 46202	Bill Siebert	Chris Vogt	CIPP - IN	1/22/17	\$26,010.00	100%	170	24"
17029	Riverside, CA Trautwein & Alessandro	Thuy Nguyen, City of Riverside P 951.826.6706 Email: tnguyen@riversideca.gov	3900 Main Street Riverside, CA 92522	James Bower	Leo Calvario	CIPP - CA	1/19/18	\$5,003,480.00	100%	8050	15"
17032	San Francisco, CA Contract No. WD-2760-12 and 8' Ductile Iron Water Main Replacement on Waller St and Various Side Streets	Mike Hitz, Sub to Hernandez P 415.824.4731 mike@hernandez-engineering.com	650 Rankin St. San Francisco, CA 94124	Andrew Johnson	Todd Chaik	CIPP - CA	7/17/17	\$458,821.00	100%	443	60"
17033	San Francisco, CA 2016-04, WW-630, Spot Sewer	Oscar Delgado, Sub to J. Flores P 415.337.2934 delgadoflores@earthlink.com	4229 Mission St. San Francisco, CA 94112	Andrew Johnson	Todd Chaik	CIPP - CA	8/2/17	\$528,448.00	100%	1155	3x5'
17034	San Francisco, CA 2534 - As Needed Paving Contract No. 11 WD #11 - Mission & Turnbull	Contact Name, Sub to A. Ruiz Construction P Contact Phone Number Contact Email	1607 Cortland Ave San Francisco, CA 94110	Andrew Johnson	Todd Chaik	CIPP - CA	6/12/17	\$49,700.00	100%	105	12"
17036	James Island, SC Fort Johnson and Dills Bluff Trunk Sewer CIP Lining and Manhole Lining Project, Project No. WW2017-4	Jeff Cohen, James Island Public Service District P 843.270.2649 jeff@cohen.as	1739 Signal Point Rd. Charleston, SC 29422	Chad Rusher	Bob Quackenbush	CIPP - SC	7/6/18	\$407,342.01	100%	3426	6", 21"
17039	Overland Park, KS The Vue, CIP Lining	Bill Renzoni, Sub to McClan Construction P 913.897.2850 bill@mcclanconstruction.com	McClan Construction, LLC PO Box 287 Sikawick, KS 66805	Danny Brown	Randy Mather	CIPP - KS	8/31/17	\$34,078.40	100%	1121	8"
17043	Memphis, TN Harbor Ave Lift Station Rehabilitation	Contact Name, Sub to Chris-Hill Construction Company P Contract Phone Number Contact Email	4749 Pleasant Run Rd Memphis, TN 38118	TBD	Dan Swdrak	CIPP - TN	7/19/17	\$78,043.35	100%	60	42"
17046	Trenton, OH MillerCoors Brewery Pipe Lining Project in Trenton, OH	Mike Samford, Sub to Vortex Industrial Solutions, LLC P 832-233-2309 mls@vortexind.com	9155 Wallsville Rd. Houston, TX 77029	Chad Ruether/ John Grice	Bob Quackenbush	CIPP - OH	2/28/18	\$522,210.74	100%	1752	4", 6", 10", 12", 15"
17047-01	Howard County, MD CA015-2017-S-6292, Task 1	Kim K. Siew, Howard County P 410-313-6124 ksiew@howardcountymd.gov	6751 Columbia Gateway Dr. Suite 501 Columbia, MA 21046	Chad Rusher	Bob Quackenbush	CIPP - MD	1/23/18	\$554,942.00	100%	2410	16"
17048	Kansas City, KS 15th Storm on Turner Diagonal	Aaron Carter, Sub to Emery Snapp & Sons, Inc. P 816.221.3500 Aaron.Carter@emerysnapp.com	140 Walnut Street Kansas City, MO 64106	Danny Brown	Randy Mather	CIPP - KS	9/30/17	\$17,000.00	100%	104	15"
17049	Calistoga, CA 1 80 Soda Springs	Ryan Ho, Sub to Gentle Construction P 773.842.2512 ryan.ho@gcinc.com	1900 Glendale Ave. Sparks, NV 89431	Andrew Johnson	Todd Chaik	CIPP - CA	8/7/17	\$165,789.50	100%	430	24", 42"
17050	Carmel, CA Lining of 27th ACP Sanitary Sewer	Drew Landier, Carmel Area Wastewater P 831.624.1248 landier@cwawd.org	PO Box 221428 Carmel, CA 93922	James Bower	Todd Chaik	CIPP - CA	8/4/17	\$229,470.00	100%	600	27"
17052	Ellisville, MO Gambill Gardens Contract No.: 16.015 SAK	Brian Schroeder, Sub to BEC Construction Services P 314.932.2100 Brian@becstl.com	8950 Watson Rd. St Louis, MO 63117	Mark Hirtz	Travis Jerriss	CIPP - MO	7/27/17	\$16,000.00	100%	104	8"

SAK CONSTRUCTION PROJECTS LIST

VP Job #	Project Name	Owner's Contact Information	Address	Superintendent	Project Manager	Type	Completed Date	Completed Amount	Percent Complete	Footage Complete	Diameter
17053	Caltrans, CA Hwy 49 Sink Hole Repair	Contact Name, Sub to Granite Construction P Contact Phone Number Contract Email	PO Box 14287 Sacramento, CA 95851	Andrew Johnson	Todd Cheik	CIPP - CA	8/31/17	\$174,200.00	100%	208	48"
17054	Waukee, IA SS Collection System Rehab- Phase 3	Tim Royer, City of Waukee P 515.978.7920 troyer@waukee.org	230 W. Hickman Road Waukee, IA	Jeff Hiltz	Nick Pryor	CIPP - IA	4/2/18	\$307,322.25	100%	5452	10", 12", 16", 24", 24"
17056	San Francisco, CA 2541J, D1-C1K4, Inner Sunset Streetscape Improvement and Main Forward Lining between 3rd & 19th Ave.	Sean Coffey, Sub to Mitchell Engineering P 415.754.6946 sc Coffey@mitchell-engineering.com	1365 Evans Ave. San Francisco, CA 94124	Andrew Johnson	Todd Cheik	CIPP - CA	3/28/18	\$348,317.41	100%	1074	8", 24", 26" x 39"
17060	Fairfax, VA Difficult Run Raw Sewage Pump Station Rehabilitation	zaeh Pheill, Sub to Ullman Schutte Construction, LLC P 610-947-1771 zpsell@ullmanschutte.com	9850 Calvin Run Road Great Falls, VA 22066	Chad Rusler	Bob Quakerhush	CIPP - VA	9/30/17	\$353,389.20	100%	510	36"
17062	Franklin, TN 54" Hober Pipe Rehab	Zachary Bloomfield, Sub to Garney Construction P 615.788.1306 zblomfield@garney.com	200 Crutchfield Avenue Nashville, TN 37210	Glenn Spare	Deborah Bartley	CIPP - TN	9/30/17	\$309,495.00	100%	330	54"
17063	Caltrans, CA - Emergency Approach SSB Replacement Caltrans Contract No. 03-3H804	Robert Coupe, Sub to Golden State Bridge, Inc. P 925.372.8000 rcoupe@gstbridge.com	3701 Mallard Dr. Benicia, CA 94510	Jamann Frazer	Todd Cheik	CIPP - CA	11/2/17	\$255,000.00	100%	220	36"
17065	Las Vegas, NV Downtown Interceptor Sewer Rehabilitation Phase 2	Jake Marshall, Sub to Las Vegas Paving Corp. P 702.251.5800 jake.marshall@lvpaving.com	4420 S. Decatur Blvd. Las Vegas, NV 89103	James Bower	Brian Ackerman	CIPP - NV	12/15/17	\$2,331,623.00	100%	6973	48", 54"
17066	Caltrans, CA Hwy J Embankment Repair at Buena Vista, Watsonville, Caltrans #05-JH7304	Anthony Torres, Sub to Granite Construction Company P 831.750.0421 anthony.torres@gcnc.com	715 Cornstock Street Santa Clara, CA 95054	Jamann Frazer	Todd Cheik	CIPP - CA	11/2/17	\$141,379.00	100%	270	36"
17067	Fort Bliss, TX CIPP V RR 2017	Ruben Contreras, Fort Bliss Water Services Co. P 915.564.1332 ruben.contreras@fbws.us.af.mil	\$16A, Pleasanton 3rd, 310N El Paso, TX 79918	James Farnsworth	Brian Ackerman	CIPP - TX	12/6/17	\$1,086,681.50	100%	22786	6", 8", 10", 12"
17070	Gilbert, AZ CIPP Lining Neely St.	Contact Name, Sub to B & F Contracting, Inc. P Contact Phone Number Contract Email	11011 N. 23rd Ave. Phoenix, AZ 85029	TBD	David Burbank	CIPP - AZ	9/22/17	\$31,700.00	100%	115	18"
17073	Rocklin, CA Replacement of Corrugated Metal Drainage	Rick Lawrence, City of Rocklin P 916.625.5521 richard.lawrence@rocklin.ca.us	4081 Avis Court Rocklin, CA 95677	Andrew Johnson	Todd Cheik	CIPP - CA	5/14/18	\$801,555.63	100%	4026	12", 18", 21", 24", 27", 30", 36", 42"
17074	Southport, IN Crossgrade Storm Sewer Rehab	Contact Name, City of Southport P Contact Phone Number Contract Email	6901 Daphenia Rd Southport, IN 46227	TBD	Chris Vogt	CIPP - IN	11/22/17	\$68,994.00	100%	620	12", 15"
17076	Chester, PA SR-4774-C, Vernon Run Sanitary	Joe Centrone, (DECCO) Delaware County Regional Water Quality Control Authority P 610.637.5741 centronej@delcwa.org	P.O. Box 999 Chester, PA 19016-0999	Chad Rusler	Travis Ewing	CIPP - PA	3/1/18	\$80,282.00	100%	707	10"
17077	Clinton, MO Term Contract 2016 - 2038	Cliff Jordan, City of Clinton P 660.885.6611 clordan@dtyofclinton.com	106 E. Ohio Street Clinton, MO 64735	Danny Brown	Randy Mather	CIPP - MO	12/19/17	\$126,863.15	100%	6297	8"

SAK CONSTRUCTION PROJECTS LIST

VP Job #	Project Name	Owner's Contact Information	Address	Superintendent	Project Manager	Type	Completed Date	Completed Amount	Percent Complete	Footings Complete	Diameters
17078	Antioch, CA Antioch Force Main 102, No 181122	Thian Vo, Sub to Delta Diablo P 925.756.1949 thian@delatadiablo.org	2500 Pithsburg-Antioch Hwy Antioch, CA 94509	Jammari Frasier	Todd Chaik	CIPP - CA	1/12/17	\$682,750.00	100%	1600	24"
17080 01	Pima County, AZ Work Order #1	John Norton, Sub to B & F Contracting, Inc. P 623.217.7763 jnorton@bfcontracting.com	11011 N. 23rd Ave. Phoenix, AZ 85029	Gary Rodgers	David Burbank	CIPP - AZ	1/12/18	\$438,178.00	100%	10301	8", 12", 15"
17080 02	Pima County, AZ Work Order #2	John Norton, Sub to B & F Contracting, Inc. P 623.217.7763 jnorton@bfcontracting.com	11011 N. 23rd Ave. Phoenix, AZ 85029	Gary Rodgers	David Burbank	CIPP - AZ	2/22/18	\$26,635.00	100%	365	14"
17080 03	Pima County, AZ Work Order #3	John Norton, Sub to B & F Contracting, Inc. P 623.217.7763 jnorton@bfcontracting.com	11011 N. 23rd Ave. Phoenix, AZ 85029	Gary Rodgers	David Burbank	CIPP - AZ	4/6/18	\$207,600.00	100%	1235	30"
17081	Lenexa, KS Brockwood Phase Storm Sewer	Tom Jacobs, City of Lenexa P 913.477.7644 tjacobs@lenexa.com	12350 W. 87th St. Hwy Lenexa, KA 65219	Danny Brown	Randy Mather	CIPP - KS	6/25/18	\$1,110,356.50	100%	5649	15", 18", 24", 30", 36", 42", 48", 18x24", 28x20"
17085	Manila, AR Contract #2, Sewer Repair / Replacement	John Burgehl (P.E.) City of Manila P 573-727-9666 jburgehl@horrerhdh.com	PO Box 895 Manila, AR 72442	Jeff Hirtz	Nick Pryor	CIPP - AR	1/15/07	\$20,000.00	100%	3270	8"
17089	Oak Grove, MO 2017 CIPP Lining	Ryan Radloff, City of Oak Grove P 816.690.3773 rradloff@cityofoakgrove.com	1300 Broadway Oak Grove, MO 64075	Danny Brown	Randy Mather	CIPP - MO	5/14/18	\$176,778.00	100%	6295	8"
17090	Blair, NE Sanitary Sewer & Storm Sewer Pipe Lining	Allen Shoemaker, City of Blair P 402.426.4191 ars@blairnebraska.org	218 S 16th St Blair, NE 68008	Danny Brown	Randy Mather	CIPP - NE	5/22/18	\$51,809.00	100%	437	18"
17094	Anderson, CA CIPP 48" Irrigatin Pipe, Clinda rd.	Contact Name: Anderson-Cortwood Irrigation District P Contact Phone Number Contact Email	2816 Silver Street Anderson, CA 95007	TBD	Todd Chaik	CIPP - CA	2/6/18	\$186,200.00	100%	140	48"
17095	Chamonia, MO Wastewater Treatment Sys	Tony Miller, Sub to Mfg-State Pipeline Maintenance, LLC P 573-619-1864 mldstate.tm@hotmail.com	709 Bellair St. Belle, MO 65013	Jeff Hirtz	Nick Pryor	CIPP - MO	1/22/18	\$79,287.00	100%	2729	6", 10"
17096	Robinson, IL Marathon Reginery	Alan Lake, Sub to HydroChemPSC P 618.553.9155 alan.lake@hydrochempsc.com	PO Box 7501 Springfield, OH 45501	Jeff Hirtz	Nick Pryor	CIPP - IL	1/31/18	\$103,750.00	100%	93	24"
17098 01	Pima County, AZ Work Order #1	Guillermo Aguirre, Sub to KE & G Construction P 520.748.0188 gaguirre@kegus.com	1601 Paseo San Luis, Suite 202 Sierra Vista, AZ 85635	Gary Rodgers	David Burbank	CIPP - AZ	1/22/17	\$107,972.80	100%	2709	8", 10", 15"
17098 02	Pima County, AZ Work Order #2	Guillermo Aguirre, Sub to KE & G Construction P 520.748.0188 gaguirre@kegus.com	1601 Paseo San Luis, Suite 202 Sierra Vista, AZ 85635	Gary Rodgers	David Burbank	CIPP - AZ	3/29/18	\$406,066.20	100%	11287	8", 10", 12", 15"
17099	San Antonio, TX San Pedro Creek Improvements Project CIPP for Damaged 27" Brick Sewer Main	Contact Name, Sub to D Guerra P Contact Phone Number Contact Email	9810 FM 998 Austin, TX 78724	James Bower	Brian Ackerman	CIPP - TX	1/21/18	\$116,000.00	100%	180	27"

SAK CONSTRUCTION PROJECTS LIST

VP Job #	Project Name	Owner's Contact Information	Address	Superintendent	Project Manager	Type	Completed Date	Completed Amount	Percent Complete	Footage Complete	Diameters
17100	Eugene, MO Lake Carmel Lining	Bob Geelz, Missouri American Water P 314.956.2308 robert.geelz@bamwater.com	727 Craig Road St. Louis, MO 63141	Jeff Hirtz	Nick Pryor	CIPP - MO	1/12/18	\$47,946.00	100%	918	6"
17101	Weslco, FL Cleveland Clinic	Alex Quevedo, Sub to Acosta Tractors, Inc. P 786.348.6090 aquevedo@acostatractors.com	11898 NW 97th Ave Hialeah Gardens, FL 33018	Tyler Partridge	Stan Krause	CIPP - FL	1/5/18	\$28,000.00	100%	200	18"
17102	Seabrook Island, SC Stormwater Rehab	Mike Fleury, Seabrook Island Property Owners Association (SIP/OA) P 702.271.7630 mfleury@carroll.com	1202 Landell Way Johns Island, SC 29465	Tommi Bakli	Deborah Barley	CIPP - SC	5/30/18	\$1,187,090.99	100%	9368	12", 15", 18", 21", 24", 30", 32", 36"
17104	Tucson, AZ Gladden Farms Block 7 & 13 Project #17104	Todd Adams, Sub to Borderland Construction Company, Inc. P 520.523.0900 tadams@borderland-inc.com	P.O. Box 27406 Tucson, AZ 85726-7406	Gary Rodgers	David Butbank	CIPP - AZ	1/13/18	\$15,500.00	100%	56	8"
17107	Henderson, NV 1334, Mona Lane	Contact Name, Sub to LV Paving Corp P Contact Phone Number Contact Email	4420 S. Decatur Blvd. Las Vegas, NV 89103	Andrew Johnson	Brian Ackerman	CIPP - NV	3/20/18	\$427,905.00	100%	8199	12", 15"
19005	Plant City, FL 1703 B, Thorntonssasa Rd, Sanitary Sewer	Lyudmila Gasparov, City of Plant City P 813.353.4929 lgasparov@plantcitygov.gov	302 W Reynolds St. Plant City, FL 33563	Angie Miller	Stan Krause	CIPP - FL	4/20/18	\$24,990.00	100%	70	15"
18007	Calhoun, CA 03-347604, 78M-Emergency Work, Diamond Springs Culvert	Darryl Warren, Sub to Techert Construction P 559.847.5229 dwarren@techert.com	4401 Duluth Avenue Rocklin, CA 95765	Jammann Frazer	Todd Chalk	CIPP - CA	2/9/18	\$48,947.83	100%	323	18"
18009	Las Vegas, NV 12595, 727 Rapid Response	Joe Bustos, Sub to Las Vegas Paving Corp. P 702.251.5800 Contact Email	4420 S. Decatur Blvd Las Vegas, NV 89103	Andrew Johnson	Leo Calvino	CIPP - NV	2/28/18	\$55,300.00	100%	161	15"
18055	Indianapolis, IN CEG PR02, Present Run, 1318023	Aian Dale, Sub to Bowen Engineering Corporation P 317.596.6686 adale@bowenengineering.com	8802 North Meridian St. Indianapolis, IN 46280	Bill Siebert	Chris Vogt	CIPP - IN	7/29/18	\$228,187.44	100%	295	33"



636.385.1000 tel
636.385.1100 fax
864 Hoff Road
O'Fallon, MO 63366
www.sakcon.com

March 7, 2018

To Whom It May Concern:

Boyd Hirtz, Vice President and General Manager of our CIPP Division is hereby authorized to sign bids, extend offers, submit proposals and execute contracts on behalf of SAK Construction, LLC.

Jerome P. Shaw, Jr.
President
SAK Construction, LLC

State of Missouri)

County of St. Charles)

On this 7th day of March, in the year 2018, before me, Theresa H. Messer, a notary public, personally appeared, Jerome P. Shaw, Jr. proved on the basis of satisfactory evidence to be the person whose name is subscribed to this instrument, and acknowledged he executed the same. Witness my hand and official seal.

NOTARY PUBLIC



THERESA H. MESSER
My Commission Expires
March 30, 2019
St. Charles County
Commission #15624377

SEAL

**UNANIMOUS WRITTEN CONSENT
OF THE SOLE MANAGER OF
SAK CONSTRUCTION, LLC**

Pursuant to Section 5.3 of the Operating Agreement of SAK Construction, LLC, a Missouri limited liability company (the "Company"), the undersigned, being the sole manager of the Company, hereby adopts the following resolutions for the Company and consents to the taking of the actions therein described, such consent to have the same force and effect as a unanimous vote of the managers of the Company at a meeting duly held on the date hereof:


RESOLVED, that the following individuals are hereby elected as officers of the Company, to hold the offices set forth opposite their respective names below for the ensuing year or until their successors are duly elected and shall have qualified, unless sooner removed by the Manager:

Thomas Kalishman	Chairman and Chief Executive Officer
Jerome P. Shaw, Jr.	President
Boyd Hirtz	Vice President
Roger Archibald	Chief Financial Officer, Secretary and Treasurer
Steve Stulce	Assistant Secretary and Assistant Treasurer

RESOLVED FURTHER, that any and all action heretofore taken, and any and all things heretofore done, by any director of the Company in connection with, or with respect to, the matters referred to in the foregoing Resolutions be and hereby are confirmed as authorized and valid acts taken on behalf of the Company.

RESOLVED FURTHER, that the foregoing resolutions shall replace and supersede any and all prior resolutions appointing officers of the Company.

Dated as of January 1, 2012.


Jerome P. Shaw, Jr.

BEING THE SOLE MANAGER OF THE COMPANY

CONFIDENTIAL

**LIMITED LIABILITY COMPANY
OPERATING AGREEMENT OF
SAK CONSTRUCTION, LLC**

This Limited Liability Company Operating Agreement is made as of this 21st day of November, 2006 among those Persons signatories hereto.

RECITALS

A. The parties have formed a limited liability company under the laws of the State of Missouri.

B. The parties wish to set forth their agreement concerning the conduct of the business and affairs of such limited liability company and the relative rights and obligations of the parties in relation thereto, all as set forth herein.

AGREEMENT

In consideration of the foregoing, the mutual covenants herein contained and other good and valuable consideration (the receipt, adequacy and sufficiency of which are hereby acknowledged by the parties by their execution hereof), the parties agree as follows.

1. Definitions; Construction.

1.1. Definitions. For purposes of this Agreement, the following capitalized terms have the following meanings.

"Act" means the Missouri Limited Liability Company Act.

"Additional Member" has the meaning set forth in Section 10.1.

"Adjusted Capital Account Deficit" means the negative balance in a Member's Capital Account as of the relevant time, adjusted to: (i) increase such Capital Account by: (a) the amount, if any, of such negative balance which such Member is obligated to restore under this Agreement; and (b) the amount, if any, of such negative balance which such Member is deemed to be obligated to restore under Treasury Regulation §§1.704-2(g)(1) and 1.704-2(i)(5); and (ii) reduce such Capital Account with the items described in Treasury Regulation §§1.704-1(b)(2)(ii)(d)(4), (5) and (6).

"Affiliate" means: (i) any Person which, directly or indirectly, is in control of, is controlled by or is under common control with the party for whom an affiliate is being determined; or (ii) any Person who is a director or officer (or comparable position) of any Person described in clause (i) above or of the party for whom an affiliate is being determined. For purposes hereof, control of a Person means the power, direct or indirect, to: (a) vote 10% or more of the securities having ordinary voting power for the election of directors (or comparable positions) of such Person; or (b) direct or cause the direction of the management and policies of such Person, whether by contract or otherwise and either alone or in conjunction with others.

"Agreement" means this Limited Liability Company Operating Agreement, including all Exhibits and Schedules hereto.

"Articles of Organization" means the articles of organization filed with the Missouri Secretary of State's office pursuant to the Act and as herein provided for the purpose of forming the Company.

"Bankruptcy" has the meaning ascribed to such term in the Act.

4.5. **Contributed Property.** The Members agree that the fair market value of the Contributed Property on the date of its Contribution will be equal to five hundred thousand dollars (\$500,000.00). In the event the IRS disagrees with such determination of fair market value by the Members, the Company will make such curative allocations of income and distributions to the Members as are necessary to achieve the same results as if such fair market value had been respected by the IRS.

4.6. **Third-Party Creditor.** A Member's obligation to make a Contribution is not enforceable by a third-party creditor of the Company.

5. **Management of the Company.**

5.1. **Manager.**

5.1.1. **Management of the Company.** The management of the Company is vested in the Manager. Except as set forth in this Agreement, the Manager is the agent of the Company for the purpose of its ordinary business and affairs, and has complete authority over and exclusive control and management of the day-to-day affairs of the Company without the affirmative vote, approval or consent of any of the Members. The act of the Manager for carrying on the business of the Company in the usual way and in the ordinary course binds the Company. In connection with such management, the Manager may employ on behalf of the Company or on behalf of any Subsidiary any other Person to perform services for the Company, including the Manager, Members or Affiliates of any Member or Affiliates of the Manager. In furtherance of carrying on the business of the Company, the Manager may, subject to Section 5.2, do the following and bind the Company:

5.1.1.1. enter into and perform Contractual Obligations of any kind necessary or desirable to the Company's or any Subsidiary's business;

5.1.1.2. establish, maintain, deposit in and withdraw from checking, savings, custodial and other accounts in the name of the Company in such banks, trust companies or other financial institutions as the Manager may from time to time select;

5.1.1.3. execute any notifications, statements, reports, returns or other filings that are necessary or desirable to be filed with any Governmental Authority;

5.1.1.4. borrow money and incur Debt on behalf of the Company or of any Subsidiary on a nonrecourse basis to the Members and secure the same with the Company's or any Subsidiary's property, including borrowing from Members, the Manager, Affiliates of Members and Affiliates of the Manager;

5.1.1.5. take such actions and execute such documents as may be required in connection with any loan agreement, mortgage, note, bond, indemnity, security agreement, escrow, bank letter of credit or other evidence of indebtedness which may be required in connection with Debt incurred by the Company or by any Subsidiary;

5.1.1.6. establish reasonable reserve funds from revenues derived from the Company's or any Subsidiary's operations to provide for future requirements of the Company's or any Subsidiary's business;

5.1.1.7. form, organize, acquire, sell, dispose of, reorganize or liquidate a Subsidiary;

5.1.1.8. prepare the Budget for each Fiscal Year and any amendments thereto;

5.1.1.9. prepare the Business Plan from time to time, and any amendments thereto;

5.1.1.10. invest the Company's and any Subsidiary's current assets in such investments as the Manager deems proper;

5.1.1.11. make loans or advances to other Persons (excluding Members, the Manager, Affiliates of Members and Affiliates of the Manager), all upon terms and with such security as the Manager deems necessary under the circumstances;

5.1.1.12. do all acts which the Manager deems necessary or appropriate for the protection and preservation of the Company's or any Subsidiary's assets;

5.1.1.13. carry at the expense of the Company such insurance for public liability and other coverage (including directors and officers or comparable liability insurance) necessary or appropriate to the business of the Company and the Subsidiaries in such amounts and of such types as the Manager determines from time to time;

5.1.1.14. make and revoke any election permitted to the Company by any Governmental Authority;

5.1.1.15. compromise, settle or submit to arbitration, and institute, prosecute and defend any and all actions or claims in favor of or against the Company or any Subsidiary or relating to the Company's or any Subsidiary's business;

5.1.1.16. obtain all permits and licenses necessary for the operation of the Company's or any Subsidiary's business and the ownership of its assets;

5.1.1.17. hire or appoint employees, agents, independent contractors or officers of the Company or of any Subsidiary;

5.1.1.18. acquire by purchase, lease or otherwise, any real or personal property (including securities of or interests in corporations, partnerships, limited partnerships, limited liability companies or other Persons) which may be necessary, convenient or incidental to the accomplishment of the purposes of the Company or of any Subsidiary;

5.1.1.19. construct, operate, maintain, finance, improve, own, sell, dispose of, convey, assign, license, mortgage or lease any real estate and any personal property necessary, convenient or incidental to the accomplishment of the purposes of the Company or of any Subsidiary;

5.1.1.20. prepay in whole or in part, refinance, recast, increase, modify or extend any Debt or any mortgages or security agreements affecting the assets of the Company or of any Subsidiary and in connection therewith execute any extensions or renewals thereof or any mortgages on the assets of the Company or of any Subsidiary;

5.1.1.21. invest or reinvest any or all of the revenues of the Company or of any Subsidiary in new assets or existing assets of the Company or of any Subsidiary;

5.1.1.22. engage in any kind of activity necessary to, in connection with or incidental to the accomplishment of the purposes of the Company or of any Subsidiary;

5.1.1.23. employ, when and if in the Manager's sole discretion the same is deemed necessary or advisable, brokers, managers, consultants, agents, accountants, lawyers or other expert advisors, notwithstanding the fact that the Manager, an Officer, a Member or an Affiliate of any of the foregoing may have an interest in, employ or be one of the brokers, managers, consultants, agents, accountants, lawyers or other expert advisors;

5.1.1.24. sell, exchange, lease, license, mortgage, pledge or transfer all or substantially all or less than substantially all of the assets of the Company or of any Subsidiary either in or other than in the ordinary course of its business;

5.1.1.25. dissolve and wind up the Company;

5.1.1.26. pay all fees, compensation and reimbursements to the Manager and his Affiliates as provided for herein;

5.1.1.27. amend this Agreement or the Articles of Organization;

5.1.1.28. change the name of the Company at any time; and

5.1.1.29. take any and all actions (whether described above or not) and engage in any kind of activity and perform and carry out all functions of any kind necessary to or in connection with the business of the Company or of any Subsidiary and exercise all rights and remedies of the Company or of any Subsidiary in connection with any of the foregoing.

5.1.2. **Appointment of the Manager.** The initial Manager is Jerome P. Shaw, Jr. Any Manager other than the initial Manager is to be appointed by the Investor Member. The Manager may, but need not be, a Member.

5.1.3. **Term of the Manager.** Jerome P. Shaw, Jr. will serve as the initial and sole Manager until such time as an Event of Withdrawal occurs with respect to him. Any Manager, other than the initial Manager, is to be appointed for a term of two years and occupies such position for the term for which he is elected and until his successor has been elected and qualified or until he resigns as Manager or dies or becomes incapacitated or, if he is a Member, until the occurrence of an Event of Withdrawal with respect to him or until his removal hereunder, whichever first occurs. A Manager may be reappointed for an unlimited number of terms.

5.1.4. **Resignation of the Manager.** A Manager may resign as Manager at any time for any reason. Any such resignation must be in writing and must be delivered to the Investor Member. A resignation is effective upon such delivery.

5.1.5. **Removal of the Manager.** A Manager may be removed as Manager at any time, with or without cause, by the Investor Member.

5.1.6. **Vacancies.** In the case of a vacancy in the position of Manager for one of the reasons set forth above, the Investor Member is to fill such vacancy.

5.1.7. **Meetings With Investor Member Representative.** The Investor Member shall appoint an Investor Member Representative. The initial Investor Member Representative is Thomas Kalishman. The Manager shall schedule quarterly meetings with the Investor Member Representative at which the Manager shall report on the financial performance of the Company and such other Company matters as the Investor Member Representative may request. The Company shall reimburse the Investor Member Representative for travel, lodging and other expenses incurred by him on behalf of the Company or in connection with the business of the Company.

5.1.8. **Optional Board of Managers.** The Investor Member may at any time, in the sole and absolute discretion of the Investor Member, elect to vest the management of the Company in a Board of Managers. If the Investor Member makes such an election, the Investor Member shall have the right and authority to determine the size of the Board of Managers, appoint persons to serve as members of the Board of Managers, establish quorum and voting requirements, and set any and all rules pertaining to meetings of the Board of Managers. All members of the Board of Managers shall serve at the pleasure of the Investor Member and may be removed by the Investor Member at any time with or without cause. If the Investor Member elects to vest management of the Company in a Board of Managers, all references

Commonwealth of Kentucky
Trey Grayson
Secretary of State

Certificate of Authorization

I, Trey Grayson, Secretary of State of the Commonwealth of Kentucky, do hereby certify that according to the records in the Office of the Secretary of State,

SAK CONSTRUCTION, LLC

, a limited liability company organized under the laws of the state of MO, is authorized to transact business in the Commonwealth of Kentucky and received the authority to transact business in Kentucky on July 19, 2007.

I further certify that all fees and penalties owed to the Secretary of State have been paid; that an application for certificate of withdrawal has not been filed; and that the most recent annual report required by KRS 275.190 has been delivered to the Secretary of State.

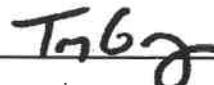
IN WITNESS WHEREOF, I have hereunto set my hand and affixed my Official Seal at Frankfort, Kentucky, this 26th day of July, 2007.

Certificate Number: 51043

Jurisdiction: SAKConstruction, LLC

Visit <http://apps.sos.ky.gov/business/obdb/certvalidate.aspx> to validate the authenticity of this certificate.





Trey Grayson
Secretary of State
Commonwealth of Kentucky
51043/0669141




Affirmative Action Program
EEO and AA Requirements

SAK CONSTRUCTION LLC

864 Hoff Rd.
O'Fallon, MO 63366


Affirmative Action Program EEO and AA Requirements

President
Name & Title



Jerome P. Shaw, Jr.
President

EEO Officer
Name & Title



Angela M. Hirtz
Human Resources Manager

COMPANY DATA

Company Name: SAK Construction LLC

Employer ID #: 20-4193988

DUNS & BRAD #: 019742368

Physical Address: 864 Hoff Rd. O'Fallon, MO 63366

Telephone: 636-385-1000

Web Page: www.sakcon.com

President Name: Jerome P. Shaw, Jr.

H.R. & EEO Official: Angela N. Hirtz

ABOUT THE COMPANY

AFTER MORE THAN 40 YEARS OF PIPELINE INNOVATION, OUR COMMITMENT RUNS DEEP. LITERALLY.

Pioneers of the trenchless industry have come together again at SAK to create the new leader in underground solutions. See highlights of our long industry involvement below!

Bob Affholder, who in 1968 started the tunnel and boring company, Affholder, Inc., brings his passion and values to drive SAK's culture. Bob had the foresight to purchase the first mid-American license of the Insituform process in the 1970s. With his partner, Jerry Kalishman, Bob took the company public in 1987 as Insituform Mid-America. The company rapidly expanded acquiring additional territories to become the largest Insituform licensee in North America. Insituform Mid-America later merged with Insituform Technologies (now Aegion) where Bob served for 10 years as Vice-Chairman and on the Board of Directors.

Jerry Shaw joined the Affholder, Inc. team in 1979 and helped grow the company into a nationally known tunneling contractor. His commitment to operational excellence and focus on putting the customer first is evident throughout SAK. Jerry led the day-to-day tunneling operations for Affholder, Inc. growing the company from \$25 million to \$125 million in revenue.

Tom Kalishman literally grew up in the trenchless industry and joined Insituform in 1991 after a successful career in consulting. Tom's strategic vision inspires SAK to deliver world-class solutions to pipeline infrastructure issues. Tom led the eastern NAR group at Insituform and also served for eight years on the Board of Directors.

Under SAK founder's expert guidance, Insituform grew into the largest pipeline rehabilitation contractor in the world. Now Shaw, Affholder and Kalishman have joined together again to form SAK Construction. The company is a return to the original roots of the principal's success - hire the best talent, create an environment where people are valued, deliver world-class services, and put customers first.

SAK Construction LLC is proud to be an Equal Employment Opportunity Employer and takes affirmative action to employ Women, Protected Veterans, People with Disabilities and Minorities regardless of gender identity and sexual orientation.

AFFIRMATIVE ACTION PROGRAM

SAK CONSTRUCTION LLC

864 Hoff Rd.
O'Fallon, MO 63366

October 1st, 2016 to September 30, 2017

Executive: Jerome P. Shaw, Jr., President

EEO Coordinator: Angela N. Hirtz
Human Resources Manager

This Affirmative Action Documentation is submitted in accordance with the regulations promulgated pursuant to Executive Order #11246, as amended. Wherever in this document the phraseology "**underutilization**," and/or "**underrepresented**" is used, said term or terms are used solely for the purpose of meeting the requirements of Executive Order #11246 and the regulations promulgated there under on inclusion in the Affirmative Action Plans for government contractors. Said phraseology relates solely to statistical comparisons, which the Department of Labor has contended are applicable and solely for that purpose. It has no legal or factual significance other than inclusion for the above reasons and under no circumstances constitutes an admission of discrimination or a violation of the anti-discrimination laws, or the validity or applicability of the statistics, which lead to its use.

This Affirmative Action Program is the property of SAK Construction LLC. While no disclosure to government agencies is authorized or contemplated, SAK Construction LLC asserts that certain information contained herein is information, which is protected from subsequent disclosure under the exemptions to the Freedom of Information Act [5 USC Secs. 552 (b) (3), (4) and (6)]. This information is commercial and/or financial, competitive data and in some cases, privileged and confidential information, the disclosure of which would constitute an unwarranted invasion of the privacy of our employees.

TABLE OF CONTENTS

- Sixteen EEO and Affirmative Action Requirements
- Equal Employment Opportunity Policy
- Recruitment Sources
- Workforce Analysis
- Job Categories
- Personnel Activity Summaries and Adverse Impact Analyses
 - Hires/Applicants
 - Promotions
 - Terminations
- Utilization Report
- Compensation Data Analysis

Sixteen EEO and Affirmative Action Requirements

The EEO and Affirmative Action specifications as required in the Standard Federal Equal Employment Opportunity Construction Contract Specifications (Executive Order 11246) published in Title 41 of the Code of Federal Regulations Chapter 60 Section 4.3 (41 CFR 60-4.3) are included herein. SAK Construction LLC as a contractor or subcontractor engages in following these specifications:

EEO and Affirmative Action Specification 1

SAK Construction LLC maintains a work environment free of harassment, intimidation, and coercion at all sites at which the contractor's employees are assigned. (41 CFR 60-4.3(a) 7.a.)

SAK Construction LLC takes steps to ensure that all forepersons and other on-site supervisory personnel are aware of and carry out the company's contractual obligation to maintain such a working environment, including minorities and women working at all work sites and facilities.

Actions:

SAK Construction LLC produces and distributes copies of policy statements prohibiting harassment to all employees. EEO policies are posted at the sites.

SAK Construction LLC may give supervisory personnel and other employees the Open Door Policy, Equal Opportunity Anti-Discrimination Policy addressing the need to maintain a work environment free of harassment, intimidation, and coercion.

SAK Construction LLC will inform supervisory personnel of their duty to carry out the contractor's obligation to maintain a workplace free of harassment, intimidation, or coercion.

SAK Construction LLC will develop formal procedures to handle complaints of harassment and maintain records of such complaints and how the company handled them.

SAK Construction LLC's EEO Officer may prepare and retain reports, diaries, analyses, etc., of specific efforts made to monitor the work environment for the presence of any forms of harassment, intimidation, or coercion, such as: verbal,

visual or written abuse; physical aggressiveness; assigning women to more difficult or dangerous work than men; or sabotaging of individual's work.

EEO and Affirmative Action Specification 2

SAK Construction LLC will maintain current lists of minority and female recruitment sources; provide written notification to minority and female recruitment sources and to community organizations and unions when having employment opportunities available; and maintains a record of the responses. (41 CFR 60-4.3(a)7.b.)

Actions:

Recruitment sources include the state employment offices serving the recruitment areas for the company's construction projects. In addition, SAK Construction LLC includes local community organizations as employer/employee linkage resources.

SAK Construction LLC will maintain files of communications to female recruitment sources announcing the employment opportunities and retains any written responses received from the sources.

SAK Construction LLC maintains an applicant flow log to identify employment solicitations and referrals, and to track the results of the applications. Applicant flow documentation maintains correspondence from recruitment sources, copies of job announcements from state employment offices, and copies of notes, diaries, phone logs and/or other written records of contacts with recruitment organizations.

EEO and Affirmative Action Specification 3

SAK Construction LLC maintains current files containing the contact information of each female off-the-street applicant or female referral from a recruitment source or community organization and of what action was taken with respect to each individual. (41 CFR 60-4.3(a)7.c.)

Actions:

SAK Construction LLC encourages off-the-street applicants to apply and prepares, as needed, files that show the names, addresses, telephone numbers and trades of each female applicant and referral.

In addition to an applicant flow log, SAK Construction LLC annotates in the applicant tracking system what action was taken with respect to each applicant and the reason for non-hire.

EEO and Affirmative Action Specification 4

SAK Construction LLC has unions or collective bargain agreements. It would immediately notify the Deputy Assistant Secretary in writing when such union or unions have not referred a woman sent by SAK Construction LLC. Similarly, SAK Construction LLC would notify OFCCP if it had other information that the union referral process has impeded the contractor's efforts to meet its EEO and affirmative action obligations. SAK Construction LLC would also provide examples of actions demonstrating its compliance. (41 CFR 60-4.3(a)7.d.)

Actions:

SAK Construction LLC is able to get new people union membership if the union can't provide it.

EEO and Affirmative Action Specification 5

SAK Construction LLC develops on-the-job training opportunities or participates in training programs for the job area(s) which expressly include women. Contractors' actions must include upgrading programs, apprenticeships and trainee programs relevant to the contractor's employment needs, especially those programs approved by the Department of Labor.

Contractors and subcontractors must provide notice of these training opportunities and job programs to recruitment sources, state employment offices and other referral sources that the contractor/subcontractor has compiled under Specification 2 above. (41 CFR 60-4.3(a)7.e.)

Actions:

SAK Construction LLC maintains records of employees' participation in training programs, including those that are approved or funded by the Department of Labor's Bureau of Apprenticeship and Training.

SAK Construction LLC provides the use of equipment or personnel in support of training or apprenticeship programs.

EEO and Affirmative Action Specification 6

SAK Construction LLC disseminates the EEO policies by:

Providing notice of the policy to unions and training programs and requesting their cooperation and assistance in meeting EEO obligations;

Including EEO policy statements in policy manuals;

Publicizing these policies in company media;

Reviewing the policy with all management personnel and with all female employees; and,

Posting the EEO Policy on bulletin boards accessible to all employees at the work sites where construction work is performed. (41 CFR 60-4.3(a)7.f.)

Actions:

In addition to disseminating the EEO policies as mentioned above, SAK Construction LLC includes EEO policies in employee handbooks provided to each employee when they are hired.

Copies of the EEO policies are posted on bulletin boards that are accessible to all employees at locations where construction work is performed.

SAK Construction LLC documents the dissemination of EEO policies to employees. Employees are asked to sign a receipt for an employee handbook that contains EEO policies.

EEO and Affirmative Action Specification 7

SAK Construction LLC reviews EEO policies and affirmative action obligations (under these specifications) with employees having any responsibility for hiring,

assignment, layoff, termination or other employment decisions. These EEO policies and affirmative action obligations are specifically reviewed with on-site supervisory personnel such as superintendents, general foreperson, etc., prior to starting construction work at a job site. Contractor/subcontractor personnel must maintain records that identify the time and place of these meetings, persons attending, subject matter discussed and disposition of the subject matter. (41 CFR 60-4.3(a)7.g.)

EEO and Affirmative Action Specification 8

SAK Construction LLC disseminates EEO policies externally by including them in any advertising in the news media (including minority and female news media). Contractors and subcontractors must also provide written notification to and discuss EEO policies with other contractors and subcontractors with whom the contractor/subcontractor does or anticipates doing business. (41 CFR 60-4.3(a)7.h.)

Actions:

SAK Construction LLC has copies of any employment advertisements or job announcements which specifically include the EEO "tagline." The tagline may state that the contractor is "an equal opportunity employer, affirmative action, vet, disabled".

SAK Construction LLC maintains copies of correspondence with subcontractors that notify them of EEO contractual obligations and the contractor's commitment to compliance.

EEO and Affirmative Action Specification 9

SAK Construction LLC directs recruitment efforts, both oral and written, to female and community organizations, to schools with female students, and to female recruitment and training organizations serving the contractor's recruitment area and employment needs. Contractors/subcontractors must send notice to its recruitment sources for women announcing acceptance of applications for apprenticeship or other training. This notice must be sent no later than one month before publication of apprenticeship and training announcements. Notices must describe the openings, screening procedures and tests to be used in the selection process. (41 CFR 60-4.3(a)7.i.)

Actions:

SAK Construction LLC will keep records of contacts with female community organizations, recruitment sources, schools and training organizations.

SAK Construction LLC also documents contacts with local offices of the state employment service, local colleges, or other community based organizations.

EEO and Affirmative Action Specification 10

SAK Construction LLC must encourage current female employees to recruit other women and, where reasonable, provide after school, summer and vacation employment to female youth both at the work site and in other areas of the contractor's work force. (41 CFR 60-4.3(a)7.j.)

Actions:

SAK Construction LLC keeps record of applicants referred by employees and any of summer and vacation employment.

EEO and Affirmative Action Specification 11

SAK Construction LLC validates all tests and other selection requirements where there is an obligation to do so under 41 CFR Part 60-3, the "Uniform Guidelines on Employee Selection Procedures (1978)." (41 CFR 60-4.3(a)7.k.). Actions for demonstrating compliance vary by the number of people employed by the contractor. (41 CFR 60-3.15A(1)).

Actions:

SAK Construction LLC maintains the records on applicants, hires, promotions, and terminations in each trade and maintains records for each job that show whether the total selection process for each job has an adverse impact on gender as specified in the OFCCP regulations. SAK Construction LLC validates selection procedures that have an adverse impact in accordance with the Uniform Guidelines.

EEO and Affirmative Action Specification 12

At least once a year, SAK Construction LLC evaluates minority and female personnel for promotional opportunities. Contractors must also encourage these employees to seek or prepare for, through appropriate training, etc., promotional opportunities. (41 CFR 60-4.3(a)7.i.)

Actions:

SAK Construction LLC keeps written records showing promotional opportunities are reviewed annually.

SAK Construction LLC may keep written records documenting that the participation of women and minorities in promotional opportunities is encouraged.

EEO and Affirmative Action Specification 13

SAK Construction LLC ensures that seniority practices, job classifications, work assignments and other personnel practices do not have a discriminatory effect, by continually monitoring all personnel and employment related activities to ensure that EEO policies and contractors' obligations under the contract specifications are being carried out. (41 CFR 60-4.3(a)7.m.)

Action:

SAK Construction LLC reviews adverse impact reports to determine if seniority practices, job classifications, work assignments or other personnel practices have an adverse impact on women.

SAK Construction LLC examines existing personnel practices to ensure that EEO obligations are being adequately addressed and incorporated.

SAK Construction LLC reviews current policies on a regular basis to identify factors that are not equally applied.

When adverse impact occurs, SAK Construction LLC may:

1. Modify the assessment instrument or procedure causing the adverse impact.

2. Exclude the component procedure causing adverse impact from your selection process.
3. Use an alternative procedure that causes little or no adverse impact, assuming that the alternative procedure is substantially equally valid.
4. Use the selection procedure that has adverse impact only if the procedure is job-related and valid for predicting successful job performance, and there is no equally effective procedure available that has less adverse impact.

EEO and Affirmative Action Specification 14

SAK Construction LLC ensures that all facilities and company activities are non-segregated except that separate or single-user toilets and necessary changing facilities designed to assure privacy between the sexes shall be provided. (41 CFR 60-4.3(a)7.n.)

The term "facilities" refers to waiting rooms, work areas, eating areas, time clocks, rest rooms, washrooms, locker rooms, and other storage or dressing areas, parking lots, drinking water fountains, recreation or transportation, and housing facilities provided for employees.

Actions:

SAK Construction LLC may offer adequate sanitary and changing facilities to all employees to guarantee privacy between the sexes.

EEO and Affirmative Action Specification 15

Contractors and subcontractors must document and maintain records of all solicitations of offers for subcontracts from female construction contractors and suppliers, including circulation of solicitations to female contractor associations and other business associations. (41 CFR 60-4.3(a)7.o.)

Actions:

SAK Construction LLC has a list of subcontracts they have awarded to female contractors or suppliers, showing the dollar amounts involved.

SAK Construction LLC retains copies of solicitations sent to women's contractor associations or other business associations and state or local governmental agencies.

EEO and Affirmative Action Specification 16

At least once a year, contractors and subcontractors must conduct a review of all supervisors' adherence to and performance under the company's EEO policies and affirmative action obligations. (41 CFR 60-4.3(a)7.p.)

Actions:

SAK Construction LLC keeps records of performance evaluations, memoranda, letters, reports, and interviews with supervisors and management personnel about their employment practices as they relate to EEO policy and affirmative action obligations.

SAK Construction LLC maintains written evidence that supervisors and managers have been notified when their employment practices adversely or positively affected the company's EEO and affirmative action posture.

COMMITMENT TO EQUAL EMPLOYMENT OPPORTUNITY

SAK Construction LLC

REAFFIRMATION OF EEO POLICY

It has been, and will continue to be, the policy of SAK Construction LLC to be an equal opportunity employer. I reaffirm SAK Construction LLC's commitment to equal opportunity. At SAK Construction LLC we will endeavor to ensure that we treat employees and applicants in all aspects of employment without regard to race, color, religion, national origin, sex, gender identity, sexual orientation, disability or veteran's status. In addition, we maintain affirmative action plans relating to the employment of women, individuals with a disability, and covered veterans as provided by applicable laws. Employees and applicants at this establishment may make an appointment to inspect portions of our affirmative action plans by contacting their supervisor or EEO Officer, Human Resources Director and Equal Employment Opportunity (EEO) Officer during normal business hours.

While I maintain overall responsibility for the implementation of the Equal Opportunity Policy at SAK Construction LLC, I have delegated its management responsibilities to the EEO Officer, Melva Renee Ruff Pete, Human Resources Director .

Jerome P. Shaw, Jr.
President

Recruitment Sources

Recruitment sources for Diversity Job Boards – these organizations are approached by location as needed:

Urban League
Missouri Workforce Development,
Career Center, St. Charles County
SLATE Missouri Career Center
BUD (Building Union Diversity) recruitment
St. Louis American
University of Science and Technology
National Society of Black Engineers Alumni Extension St. Louis Gateway Chapter
Veteran (Show Me Hero Program) Department of Economic Developments
Ranken Tech
Summer Jobs League
United States Probation Office – Eastern District of Missouri
The Black Perspective
Women in Business and Industry
Hispanic Today
Matthews-Dickey Boys Club
Mount Carmel Baptist Church – Rev. Nance
MSD – St. Louis – partnering in the creation of a diversity training program for local jobs
Ferguson 1000 – Job Fair

Other Recruitment sources by subscription:

LinkedIn:

https://www.linkedin.com/company/sak-constructionllc/careers?trk=top_nav_careers

CareerBuilder.com
EHSCareers.com - Environmental, Health, and Safety Careers
Jobs4TN
OFCCP Media Package
Be A Hero Hire A Hero - Complete
VetJobs
Black Perspective
Hispanic Today
Veterans Enterprise
Women in Business
Job Opportunities for Disabled American Veterans
Jobs.mo.gov
OFCCP Media Package
disABLED Person
Louisiana HIRE

Maryland Workforce Exchange
CalJobs
Arizona Workforce Connection
Virginia Workforce Connection
ConstructionJobs.com
SimplyHired - Organic
GlassDoor.com
DieselMechanicsJobs
Automotive Jobs Online
Craigslist - Metropolitan Area
NSBE Internship Board

Workforce Analysis
41 CFR 60-2.11 (c)

SAK Construction LLC utilizes the Workforce Analysis to display its organizational profile in accordance with Title 41 CFR 60-2.11(c).

The workforce data is as of September 30, 2016. At that time there were a total of 415 employees of which 39 were females (9.4%) and 109 were minorities (26.3%) of the workforce population. It is comprised of a snapshot view of a facility's workforce by department or other similar organizational unit that includes lowest to highest paid wage and total number of incumbents in each job title.

The Workforce Analysis is a listing of each job title, as it appears in applicable payroll records, ranked from the lowest paid to the highest paid within each department unit including departmental or unit supervision. Where there are no formal progression lines or usual promotional sequences, job titles are listed in order of wage rates or salary ranges by departments, job families or disciplines.

The total number of incumbents in each minority classification is given for each job title. All job titles, including all managerial job titles, are listed.

SAK Construction LLC
Data as of: September 30, 2016

Workforce Analysis (Annotations)

41 CFR Section 60-2.11 (c)

Job Code & Title	Job Group	EEO	Salary	Total Emps	Males					Females								
					Total	WHI	BLK	HIS	ASI	AMI	PH	TWO	Total	WHI	BLK	HIS	ASI	AMI
DTNCXSYA : Headquarters																		
CFO : Chief Financial Officer	1.1	1.1	174	1	1	1	0	0	0	0	0	0	0	0	0	0	0	0
Position selected by the Chairman and President.																		
VPBD : Vice President	1.1	1.1	175	1	1	1	0	0	0	0	0	0	0	0	0	0	0	0
Business Dev																		
Position selected by the Chairman and President.																		
VPOPS : Vice President	1.1	1.1	176	1	1	1	0	0	0	0	0	0	0	0	0	0	0	0
Operations																		
Position selected by the Chairman and President.																		
VPGM : Vice President General	1.1	1.1	177	1	1	1	0	0	0	0	0	0	0	0	0	0	0	0
Manager																		
Position selected by the Chairman and President.																		
CHRMN : Chairman	1.1	1.1	178	1	1	1	0	0	0	0	0	0	0	0	0	0	0	0
Position selected by the company owners.																		
Totals :				5	5	5	0	0	0	0	0	0	0	0	0	0	0	0
Percentages :				100.0	100.0	100.0	0.0	0.0	0.0	0.0	0.0	0.0	0.0	0.0	0.0	0.0	0.0	0.0
Plan Totals :				5	5	5	0	0	0	0	0	0	0	0	0	0	0	0
Plan Percentages :				100.0	100.0	100.0	0.0	0.0	0.0	0.0	0.0	0.0	0.0	0.0	0.0	0.0	0.0	0.0

SAK Construction LLC
 Data as of: September 30, 2016
Workforce Analysis

41 CFR Section 60-2.11 (c)

		Males				Females						
Job Code & Title	Job Group	EEO	Salary	Total Emps	Total	WHI	BLK	HIS	ASI	AMI	PH	TWO

		Males				Females						
Job Code & Title	Job Group	EEO	Salary	Total Emps	Total	WHI	BLK	HIS	ASI	AMI	PH	TWO

DBLALXZA : Business Development

BD : Business Development	2.1	2	154	5	5	4	1	0	0	0	0	0
SRVPGV : Sr VP of Govt Relations	1.1	1.1	160	1	1	0	1	0	0	0	0	0
Totals :				6	6	4	2	0	0	0	0	0
Percentages :				100.0	100.0	67.0	33.0	0.0	0.0	0.0	0.0	0.0

DE5KMDBQ : Tunneling / Shotcrete

PRJAST : Project Assistant	8.1	8	101	1	1	0	0	0	1	0	0	0
OPRA2 : Operator - 2nd Year Apprentice	7.1	7	105	1	1	1	0	0	0	0	0	0
DRV : Driver	7.1	7	108	1	1	0	0	1	0	0	0	0
OPRA3 : Operator - 3rd Year Apprentice	7.1	7	111	1	1	1	0	0	0	0	0	0
OPR : Operator	7.1	7	114	10	10	6	2	1	0	1	0	0
EXPMAG : Magazine/Explosives Keeper	6.2	6	115	1	1	1	0	0	0	0	0	0
LABTNL : Tunnel Laborer	8.1	8	115	69	65	37	12	16	0	0	0	0
LDMNR : Lead Miner	6.2	6	115	1	1	1	0	0	0	0	0	0
FRMTN : Tunnel Foreman	6.1	6	117	5	5	2	0	2	0	1	0	0
OPRTBM : Operator - Tunnel Boring Mach.	7.1	7	117	2	2	1	1	0	0	0	0	0
FRMWRK : Working Foreman	6.1	6	118	2	2	2	0	0	0	0	0	0
EQTNSP : Tunnel Equipment Specialist	6.2	6	121	1	1	1	0	0	0	0	0	0
QCIMGR : Quality Control Manager	2.1	2	123	2	2	2	0	0	0	0	0	0
SVRTNL : Tunnel Surveyor	2.1	2	126	3	3	3	0	0	0	0	0	0
SUPTNL : Tunnel Superintendent	6.1	6	131	4	4	4	0	0	0	0	0	0

SAK Construction LLC
Data as of: September 30, 2016
Workforce Analysis

41 CFR Section 60-2.11 (c)

Job Code & Title	Job Group	EEO	Salary	Total Emps	Males					Females								
					Total	WHI	BLK	HIS	ASI	AMI	PH	TWO	Total	WHI	BLK	HIS	ASI	AMI
CONNMR : Construction Manager	2.1	2	139	1	1	0	0	0	0	0	0	0	0	0	0	0	0	0
SUPPRJ : Project Superintendent	1.2	1.2	142	3	2	0	0	0	1	0	0	0	0	0	0	0	0	0
PRJENG : Project Engineer	2.1	2	145	1	1	0	0	0	0	0	0	0	0	0	0	0	0	0
PRJMGR : Project Manager	2.1	2	156	4	4	0	0	0	0	0	0	0	0	0	0	0	0	0
ESTTN : Tunnel Estimator	2.1	2	161	1	1	0	0	0	0	0	0	0	0	0	0	0	0	0
SRPRJMGR : Senior Project Manager	1.1	1.1	167	2	2	0	0	0	0	0	0	0	0	0	0	0	0	0
Totals :				116	112	73	15	20	1	3	0	0	4	1	3	0	0	0
Percentages :				100.0	97.0	63.0	13.0	17.0	1.0	3.0	0.0	0.0	3.0	1.0	3.0	0.0	0.0	0.0

DG1WYY3W : Safety

SAFSPEC : Safety Specialist	2.1	2	122	2	0	2	0	0	0	0	0	0	0	0	0	0	0	0
SAFFR : Safety Field Representative	2.1	2	124	1	1	0	0	0	0	0	0	0	0	0	0	0	0	0
SAFMGR : Safety Manager	2.1	2	126	4	4	0	0	0	0	0	0	0	0	0	0	0	0	0
SAFFSM : Field Safety Manager	2.1	2	127	3	3	2	1	0	0	0	0	0	0	0	0	0	0	0
SAFDIR : Safety Director	1.1	1.1	158	1	1	1	0	0	0	0	0	0	0	0	0	0	0	0
SAFSR : Senior Safety Manager	1.2	1.2	167	1	1	1	0	0	0	0	0	0	0	0	0	0	0	0
Totals :				12	12	9	3	0	0	0	0	0	0	0	0	0	0	0
Percentages :				100.0	100.0	75.0	25.0	0.0	0.0	0.0	0.0	0.0	0.0	0.0	0.0	0.0	0.0	0.0

DQKWTNG : CIPP

REC : Receptionist	5.1	5	100	1	0	0	0	0	0	0	0	0	1	1	0	0	0	0
OFCASST : Office Assistant	5.1	5	103	1	0	0	0	0	0	0	0	0	1	1	0	0	0	0
OFCADM : Office Administrator	5.1	5	105	2	0	0	0	0	0	0	0	0	2	1	0	0	0	0
ADASSTSR : Senior Administrative Assistant	5.1	5	107	1	0	0	0	0	0	0	0	0	1	0	0	0	1	0

SAK Construction LLC
Data as of: September 30, 2016
Workforce Analysis

41 CFR Section 60-2.11 (c)

Job Code & Title	Job Group	EEO	Salary	Total Emps	Males							Females						
					Total	WHI	BLK	HIS	ASI	AMI	PH	TWO	Total	WHI	BLK	HIS	ASI	AMI
~ DRV : Driver	7.1	7	108	1	1	0	0	0	0	0	0	0	0	0	0	0	0	0
LABREH : Rehab Laborer	8.1	8	109	98	95	57	24	12	0	2	0	0	0	0	0	0	0	0
MCH : Mechanic	6.2	6	110	1	1	0	0	0	0	0	0	0	0	0	0	0	0	0
LABTV : TV Tech Laborer	6.2	6	111	9	9	9	0	0	0	0	0	0	0	0	0	0	0	0
OPSADM : Operations Administrator	5.1	5	112	1	0	0	0	0	0	0	0	0	0	0	0	0	0	0
FRMREH : Rehab Foreman	6.1	6	115	17	17	14	0	3	0	0	0	0	0	0	0	0	0	0
FRMLAT : Lateral Foreman	6.1	6	116	1	1	1	0	0	0	0	0	0	0	0	0	0	0	0
SUPLAT : Lateral Superintendent	6.1	6	120	1	1	1	0	0	0	0	0	0	0	0	0	0	0	0
SUPREH : Rehab Superintendent	6.1	6	125	16	15	15	0	0	0	0	0	0	0	0	0	0	0	0
FLDENG : Field Engineer	2.1	2	138	10	8	7	0	1	0	0	0	0	0	0	0	0	0	0
TVLEAD : TV/Robot Lead	2.1	2	141	1	1	1	0	0	0	0	0	0	0	0	0	0	0	0
ESTREH : Rehab Estimator	2.1	2	144	4	3	2	1	0	0	0	0	0	0	0	0	0	0	0
PRJENG : Project Engineer	2.1	2	145	3	3	3	0	0	0	0	0	0	0	0	0	0	0	0
APRMGR : Assistant Project Manager	2.1	2	150	2	2	2	0	0	0	0	0	0	0	0	0	0	0	0
FAC : Facilities Manager	1.2	1.2	152	1	1	1	0	0	0	0	0	0	0	0	0	0	0	0
GENSUP : General Superintendent	1.2	1.2	155	6	6	6	0	0	0	0	0	0	0	0	0	0	0	0
PRJMGR : Project Manager	2.1	2	156	11	10	8	0	1	0	1	0	0	0	0	0	0	0	0
TVSPEC : Camera/Robot Specialist	2.1	2	157	1	1	1	0	0	0	0	0	0	0	0	0	0	0	0
GMRCEN : General Manager Central Region	1.2	1.2	164	1	1	1	0	0	0	0	0	0	0	0	0	0	0	0
OPSMGR : Operations Manager	1.2	1.2	165	2	2	2	0	0	0	0	0	0	0	0	0	0	0	0
SRPRJMGR : Senior Project Manager	1.1	1.1	167	1	1	1	0	0	0	0	0	0	0	0	0	0	0	0
GMRSE : General Manager Southeast Region	1.2	1.2	168	1	1	1	0	0	0	0	0	0	0	0	0	0	0	0
GMRPAC : General Manager Pacific Region	1.2	1.2	171	1	1	1	0	0	0	0	0	0	0	0	0	0	0	0

~ : Part Time

Plan Year: 10/01/2016 - 09/30/2017

SAK Construction LLC
Data as of: September 30, 2016
Workforce Analysis

41 CFR Section 60-2.11 (c)

Job Code & Title	Job Group	EEO	Salary	Total Emps	Males						Females						
					Total	WHI	BLK	HIS	ASI	AMI	PH	TWO	Total	WHI	BLK	HIS	ASI
DTNCXSYA : Headquarters																	
REC : Receptionist	5.1	5	100	1	0	0	0	0	0	0	0	0	0	0	0	0	0
ARSPEC : Accounts Receivable Specialist	5.1	5	102	1	0	0	0	0	0	0	0	0	0	0	0	0	0
HRASST : Human Resources Assistant	5.1	5	103	1	0	0	0	0	0	0	0	0	0	0	0	0	0
APSPEC : Accounts Payable Specialist	5.1	5	104	2	0	0	0	0	0	0	0	0	0	0	0	0	0
STFACT : Staff Accountant	2.1	2	104	1	1	1	0	0	0	0	0	0	0	0	0	0	0
ESTCO : Estimating Coordinator	5.1	5	106	1	0	0	0	0	0	0	0	0	0	0	0	0	0
TVANA : Video Analyst	3.1	3	106	1	1	0	1	0	0	0	0	0	0	0	0	0	0
ADASSTR : Senior Administrative Assistant	5.1	5	107	1	0	0	0	0	0	0	0	0	0	0	0	0	0
PRADM : Payroll Administrator	5.1	5	111	1	0	0	0	0	0	0	0	0	0	0	0	0	0
OPSADM : Operations Administrator	5.1	5	112	1	1	1	0	0	0	0	0	0	0	0	0	0	0
PRSPEC : Payroll Specialist	5.1	5	112	1	0	0	0	0	0	0	0	0	0	0	0	0	0
SAFADM : Safety Administrator	5.1	5	112	1	0	0	0	0	0	0	0	0	0	0	0	0	0
BDCOOR : Sales & Marketing Coordinator	5.1	5	113	1	0	0	0	0	0	0	0	0	0	0	0	0	0
~ ITRPWR : Report Writer/SSRS Developer	2.1	2	128	1	0	0	0	0	0	0	0	0	0	0	0	0	0
SUBACCT : Subcontract Accountant	2.1	2	129	1	0	0	0	0	0	0	0	0	0	0	0	0	0
EQDOTSP : DOT Specialist	2.1	2	130	1	1	1	0	0	0	0	0	0	0	0	0	0	0
EQMAINSUP : Maintenance Supervisor	1.2	1.2	132	1	1	1	0	0	0	0	0	0	0	0	0	0	0
PURMGR : Purchasing Manager	2.1	2	133	1	0	0	0	0	0	0	0	0	0	0	0	0	0
SRACCT : Senior Accountant	2.1	2	135	1	0	0	0	0	0	0	0	0	0	0	0	0	0
ITSPAN : IT Support Analyst	3.1	3	136	1	1	1	0	0	0	0	0	0	0	0	0	0	0

~ : Part Time

Plan Year: 10/01/2016 - 09/30/2017

SAK Construction LLC
 Data as of: September 30, 2016
Workforce Analysis

41 CFR Section 60-2.11 (c)

Job Code & Title	Job Group	EEO	Salary	Total Emps	Males						Females									
					Total	WHI	BLK	HIS	ASI	AMI	PH	TWO	Total	WHI	BLK	HIS	ASI	AMI	PH	TWO
HRREC : Human Resources Recruiter	2.1	2	137	1	1	1	0	0	0	0	0	0	0	0	0	0	0	0	0	
MRKMGR : Marketing Manager	2.1	2	140	1	1	1	0	0	0	0	0	0	0	0	0	0	0	0	0	0
ACCTMGR : Accounting Manager	1.2	1.2	143	1	0	0	0	0	0	0	0	1	1	0	0	0	0	0	0	0
PRJENG : Project Engineer	2.1	2	145	1	1	1	0	0	0	0	0	0	0	0	0	0	0	0	0	0
HRMGR : Human Resources Manager	1.2	1.2	146	1	0	0	0	0	0	0	0	1	1	0	0	0	0	0	0	0
ITMGR : IT Manager	1.2	1.2	147	1	1	1	0	0	0	0	0	0	0	0	0	0	0	0	0	0
CNMGR : Contracts Manager	2.1	2	148	1	0	0	0	0	0	0	0	1	1	0	0	0	0	0	0	0
ITSDM : Software Development Manager	2.1	2	149	1	1	1	0	0	0	0	0	0	0	0	0	0	0	0	0	0
ESTLEAD : Lead Estimator	2.1	2	151	1	1	1	0	0	0	0	0	0	0	0	0	0	0	0	0	0
PRMGR : Payroll Manager	1.2	1.2	153	1	0	0	0	0	0	0	0	1	1	0	0	0	0	0	0	0
EQFLMGR : Fleet/Equipment Manager	1.2	1.2	159	1	1	1	0	0	0	0	0	0	0	0	0	0	0	0	0	0
CORPCON : Corporate Controller	1.2	1.2	162	1	1	1	0	0	0	0	0	0	0	0	0	0	0	0	0	0
VPHR : Vice President Human Resources	1.1	1.1	166	1	0	0	0	0	0	0	0	1	0	0	0	0	0	0	0	0
ITDIR : IT Director	1.1	1.1	170	1	1	1	0	0	0	0	0	0	0	0	0	0	0	0	0	0
CFO : Chief Financial Officer	1.1	1.1	174	1	1	1	0	0	0	0	0	0	0	0	0	0	0	0	0	0
VPBD : Vice President Business Dev	1.1	1.1	175	1	1	1	0	0	0	0	0	0	0	0	0	0	0	0	0	0
VPOPS : Vice President Operations	1.1	1.1	176	1	1	1	0	0	0	0	0	0	0	0	0	0	0	0	0	0
VPGM : Vice President General Manager	1.1	1.1	177	1	1	1	0	0	0	0	0	0	0	0	0	0	0	0	0	0
CHRMN : Chairman	1.1	1.1	178	1	1	1	0	0	0	0	0	0	0	0	0	0	0	0	0	0
PRES : President	1.1	1.1	178	1	1	1	0	0	0	0	0	0	0	0	0	0	0	0	0	0
Totals :				41	21	20	1	0	0	0	0	20	15	5	0	0	0	0	0	0
Percentages :				100.0	51.0	49.0	2.0	0.0	0.0	0.0	0.0	49.0	37.0	12.0	0.0	0.0	0.0	0.0	0.0	0.0

SAK Construction LLC
 Data as of: September 30, 2016
 Workforce Analysis

41 CFR Section 60-2.11 (c)

		Males				Females									
Job Code & Title	Job Group	Total	WHI	BLK	HIS	ASI	PH	TWO	Total	WHI	BLK	HIS	ASI	PH	TWO

		Males				Females									
Job Code & Title	Job Group	Total	WHI	BLK	HIS	ASI	PH	TWO	Total	WHI	BLK	HIS	ASI	PH	TWO

DUPCVO4Q : Spiraling

Job Code & Title	Job Group	EEO	Salary	Total Emps	Total	WHI	BLK	HIS	ASI	PH	TWO	Total	WHI	BLK	HIS	ASI	PH	TWO	
LBSFR : SPR Laborer	8.1	8	109	5	5	3	0	2	0	0	0	0	0	0	0	0	0	0	0
LBTNL : Tunnel Laborer	8.1	8	115	1	1	1	0	0	0	0	0	0	0	0	0	0	0	0	0
GENSUP : General Superintendent	1.2	1.2	155	1	1	1	0	0	0	0	0	0	0	0	0	0	0	0	0
PRJMGR : Project Manager	2.1	2	156	1	1	1	0	0	0	0	0	0	0	0	0	0	0	0	0
Totals :				8	8	6	0	2	0	0	0	0	0	0	0	0	0	0	0
Percentages :				100.0	100.0	75.0	0.0	25.0	0.0	0.0	0.0	0.0	0.0	0.0	0.0	0.0	0.0	0.0	0.0

DXCWR03Q : Wet Out

Job Code & Title	Job Group	EEO	Salary	Total Emps	Total	WHI	BLK	HIS	ASI	PH	TWO	Total	WHI	BLK	HIS	ASI	PH	TWO	
DRV : Driver	7.1	7	108	2	1	1	0	0	0	0	0	1	1	0	0	0	0	0	0
WOTCH : Wet Out Technician	8.1	8	108	6	6	5	0	1	0	0	0	0	0	0	0	0	0	0	0
FRMWO : Wet Out Foreman	6.1	6	109	2	2	2	0	0	0	0	0	0	0	0	0	0	0	0	0
WOMGR : Wet Out Manager	1.2	1.2	163	1	1	0	0	0	1	0	0	0	0	0	0	0	0	0	0
Totals :				11	10	8	0	1	1	0	0	1	1	0	0	0	0	0	0
Percentages :				100.0	91.0	73.0	0.0	9.0	9.0	0.0	0.0	9.0	9.0	0.0	0.0	0.0	0.0	0.0	0.0
Plan Totals :				415	376	280	46	41	3	6	0	39	26	12	0	1	0	0	0
Plan Percentages :				100.0	91.0	68.0	11.0	10.0	1.0	1.0	0.0	9.0	6.0	3.0	0.0	0.0	0.0	0.0	0.0

Job Categories

Job Group Analysis and Placement of Incumbents in Job Groups Title 41 CFR 60-2.12 and 60-2.13

Job Groups are defined as one or more jobs with similar content, wage rates and opportunities. Trade groups are defined in this analysis as well.

Job Groups:

1.1 : Exec/Senior Level Off & Mgr is comprised of those senior officers responsible for the direction, budget and leadership of the organization and or departments. They are ultimately responsible for the execution of the company's goals and business strategy. This group consists of 13 employees, 1 female and 2 minorities. There are no placement goals for minorities, but females have a placement goal of 26.4%. As shown on the Availability Analysis, 67.0% of the vacancies are hired through external recruitment sources from the reasonable recruitment area, and 33.0% are filled through internal promotion from within the job group 1.1 and from the job groups: 1.2 and 2.1. There was no hire, promotion or termination activity to analyze for this job group.

1.2 : First/Mid-Level Management is comprised of managers responsible for the direction of the departments, budget and leadership management. This group consists of 28 employees, 3 females and 3 minorities. There are placement goals of 26.4% for females and 23.0% for minorities. As shown on the Availability Analysis, 55.0% of the vacancies are hired through external recruitment sources from the reasonable recruitment area, and 45.0% are filled through internal promotion from within the job group 1.2 and the job groups: 2.1, 5.1, 6.1 and 8.1.

2.1 : Professionals is comprised of those professionals responsible for day-to-day operations of their work units. They provide their expertise in the overall operations of the company technically, administratively, and financially. This group consists of

73 employees, 9 females and 10 minorities. There are placement goals of 49.1% for females and 27.9% for minorities. As shown on the Availability Analysis, 89.0% of the vacancies are hired through external recruitment sources from the reasonable recruitment area, and 11.0% are filled through internal promotion from within job group 2.1 and from the job groups: 1.2, 5.1, 6.1, 6.2, 7.1 and 8.1.

3.1 : Technicians is comprised of those employees who provide technical support to the different areas of the business. This group consists of 3 male employees, 1 minority. There are no placement goals for females or minorities at this time. As shown on the Availability Analysis, 100.0% of the vacancies are hired through external recruitment sources from the reasonable recruitment area.

5.1 : Administrative Support Workers is comprised of those office and clerical employees that provide all the necessary support in documentation, record processing, payroll, disbursement and other key administrative functions on work locations where construction work is performed. This group consists of 19 employees, 17 females and 6 minorities. There are no placement goals for females or minorities at this time. As shown on the Availability Analysis, 65.0% of the vacancies are hired through external recruitment sources from the reasonable recruitment area, and 4.0% are filled through internal promotion from within the job group 5.1 and from job group 8.1.

Trade Groups:

6.1 : Craft Workers Leads is comprised of the first level supervision individuals, highly skilled in their disciplines and have experience and education. These individuals are located at the project sites. This group consists of 49 employees, 1 female and 6 minorities. There are placement goals of 6.9% for females and 27.4% for minorities. As shown on the Availability Analysis 47.0% of the vacancies are filled through internal promotion from the following within the job group 6.1 and from

job groups 6.2 and 8.1; the 53.0% are filled through external recruitment sources from the reasonable recruitment area.

6.2 : Craft Workers is comprised employees who work on a variety of projects having to do with specialized, technical background and experience in a variety of disciplines. This group consists of 21 male employees, 1 is minority. There are placement goals of 6.9% for females and 19.1% for minorities. As shown on the Availability Analysis, 1.0% of the vacancies are filled through internal promotion from the job group 8.1, and 99.0% are filled through external recruitment sources from the reasonable recruitment area.

7.1 : Operatives is comprised of operators and drivers who are responsible for the company's fleet and the operation of heavy machinery. This group consists of 20 employees, 1 female and 6 minorities. There are no placement goals for females or minorities at this time. As shown on the Availability Analysis, 100.0% of the vacancies are filled through external recruitment sources from the reasonable recruitment area.

8.1 : Laborers and Helpers is comprised of those individuals that assist the different crafts and performs their work on a variety of projects, some are responsible for operating material moving equipment. This group consists of 188 employees, 7 females and 74 minorities. There are no placement goals for minorities, but females have a placement goal of 6.9%. As shown on the Availability Analysis, 3.0% of the vacancies are filled through internal promotion from within the Trade Group 8.1, and 97.0% are filled through external recruitment sources from the reasonable recruitment area.

9.1 : Service Workers is comprised with employees that provide maintenance to the facilities. This group consists of 1 male employee which is non-minority. There are no placement goals for females or minorities at this time. As shown on the

Availability Analysis, 100.0% of the vacancies are filled through reasonable recruitment area.

SAK Construction LLC encourages employees to pursue promotion opportunities and training to prepare for new jobs and maintain and improve performance, and uses alternate recruitment sources when necessary to attract more qualified external applicants.

SAK Construction LLC
Data as of: September 30, 2016

Job Group Analysis (Annotations)

41 CFR Section 60-2.12-13

Job Code : Job Title	Males						Females								
	Total	WHI	BLK	HIS	ASI	AMI	PH	TWO	Total	WHI	BLK	HIS	ASI	AMI	PH

1.1 : Exec/Senior Level Off & Mgr

CFO : Chief Financial Officer Position selected by the Chairman and President.	1	1	0	0	0	0	0	0	0	0	0	0	0	0	0	0	0
CHRMN : Chairman Position selected by the company owners.	1	1	0	0	0	0	0	0	0	0	0	0	0	0	0	0	0
VPBD : Vice President Business Dev Position selected by the Chairman and President.	1	1	0	0	0	0	0	0	0	0	0	0	0	0	0	0	0
VPGM : Vice President General Manager Position selected by the Chairman and President.	1	1	0	0	0	0	0	0	0	0	0	0	0	0	0	0	0
VPOPS : Vice President Operations Position selected by the Chairman and President.	1	1	0	0	0	0	0	0	0	0	0	0	0	0	0	0	0

Job Group Totals :	5	5	0	0	0	0	0	0	0	0	0	0	0	0	0	0	0
Job Group Percentages :	100.0	100.0	0.0	0.0	0.0	0.0	0.0	0.0	0.0	0.0	0.0	0.0	0.0	0.0	0.0	0.0	0.0
Plan Totals :	5	5	0	0	0	0	0	0	0	0	0	0	0	0	0	0	0
Plan Percentages :	100.0	100.0	0.0	0.0	0.0	0.0	0.0	0.0	0.0	0.0	0.0	0.0	0.0	0.0	0.0	0.0	0.0

SAK Construction LLC
 Data as of: September 30, 2016
Job Group Analysis
 41 CFR Section 60-2.12-13

Job Code : Job Title	Males						Females									
	Total	WHI	BLK	HIS	ASI	AMI	PH	TWO	Total	WHI	BLK	HIS	ASI	AMI	PH	TWO
1.1 : Exec/Senior Level Off & Mgr																
CFO : Chief Financial Officer	1	1	0	0	0	0	0	0	0	0	0	0	0	0	0	0
CHRMN : Chairman	1	1	0	0	0	0	0	0	0	0	0	0	0	0	0	0
ITDIR : IT Director	1	1	0	0	0	0	0	0	0	0	0	0	0	0	0	0
PRES : President	1	1	0	0	0	0	0	0	0	0	0	0	0	0	0	0
SAFDIR : Safety Director	1	1	0	0	0	0	0	0	0	0	0	0	0	0	0	0
SRPRJMgr : Senior Project Manager	3	3	0	0	0	0	0	0	0	0	0	0	0	0	0	0
SRVPGV : Sr VP of Govt Relations	1	0	1	0	0	0	0	0	0	0	0	0	0	0	0	0
VPBD : Vice President Business Dev	1	1	0	0	0	0	0	0	0	0	0	0	0	0	0	0
VPGM : Vice President General Manager	1	1	0	0	0	0	0	0	0	0	0	0	0	0	0	0
VPHR : Vice President Human Resources	0	0	0	0	0	0	0	0	1	0	1	0	0	0	0	0
VPOPS : Vice President Operations	1	1	0	0	0	0	0	0	0	0	0	0	0	0	0	0
Job Group Totals :	12	11	1	0	0	0	0	0	1	0	1	0	0	0	0	0
Job Group Percentages :	92.3	84.6	7.7	0.0	0.0	0.0	0.0	0.0	7.7	0.0	7.7	0.0	0.0	0.0	0.0	0.0
1.2 : First/Mid-Level Management																
ACCTMGR : Accounting Manager	0	0	0	0	0	0	0	0	0	0	0	0	0	0	0	0
CORPCON : Corporate Controller	1	1	0	0	0	0	0	0	0	0	0	0	0	0	0	0
ELOPSMGR : Electrical Operations Manager	1	0	0	1	0	0	0	0	0	0	0	0	0	0	0	0
EQFLTMGR : Fleet/Equipment Manager	1	1	0	0	0	0	0	0	0	0	0	0	0	0	0	0
EQMAINSUP : Maintenance Supervisor	1	1	0	0	0	0	0	0	0	0	0	0	0	0	0	0
FAC : Facilities Manager	1	1	0	0	0	0	0	0	0	0	0	0	0	0	0	0
GENSUP : General Superintendent	7	7	0	0	0	0	0	0	0	0	0	0	0	0	0	0

SAK Construction LLC
Data as of: September 30, 2016
Job Group Analysis

41 CFR Section 80-2.12-13

Job Code : Job Title	Males						Females									
	Total	WHI	BLK	HIS	ASI	AMI	PH	TWO	Total	WHI	BLK	HIS	ASI	AMI	PH	TWO
GMRATL : General Manager Atlantic Region	1	1	0	0	0	0	0	0	0	0	0	0	0	0	0	0
GMRGEN : General Manager Central Region	1	1	0	0	0	0	0	0	0	0	0	0	0	0	0	0
GMRPAC : General Manager Pacific Region	1	1	0	0	0	0	0	0	0	0	0	0	0	0	0	0
GMRSE : General Manager Southeast Region	1	1	0	0	0	0	0	0	0	0	0	0	0	0	0	0
HRMGR : Human Resources Manager	0	0	0	0	0	0	0	0	1	1	0	0	0	0	0	0
ITMGR : IT Manager	1	1	0	0	0	0	0	0	0	0	0	0	0	0	0	0
OPSMGR : Operations Manager	2	2	0	0	0	0	0	0	0	0	0	0	0	0	0	0
PRMGR : Payroll Manager	0	0	0	0	0	0	0	0	1	1	0	0	0	0	0	0
SAFSR : Senior Safety Manager	1	1	0	0	0	0	0	0	0	0	0	0	0	0	0	0
SUPPRJ : Project Superintendent	3	2	0	0	0	0	1	0	0	0	0	0	0	0	0	0
SUPSHR : Shop Superintendent	1	1	0	0	0	0	0	0	0	0	0	0	0	0	0	0
WOMGR : Wet Out Manager	1	0	0	0	0	1	0	0	0	0	0	0	0	0	0	0
Job Group Totals :	25	22	0	1	1	1	1	0	0	3	3	0	0	0	0	0
Job Group Percentages :	89.3	78.6	0.0	3.6	3.6	3.6	3.6	0.0	0.0	10.7	10.7	0.0	0.0	0.0	0.0	0.0

2.1 : Professionals

APRMGR : Assistant Project Manager	2	2	0	0	0	0	0	0	0	0	0	0	0	0	0	0
BD : Business Development	5	4	1	0	0	0	0	0	0	0	0	0	0	0	0	0
CNMGR : Contracts Manager	0	0	0	0	0	0	0	0	1	1	0	0	0	0	0	0
CONMGR : Construction Manager	1	1	0	0	0	0	0	0	0	0	0	0	0	0	0	0
ELTECH : Electrical Technician	1	1	0	0	0	0	0	0	0	0	0	0	0	0	0	0
EQDOTSP : DOT Specialist	1	1	0	0	0	0	0	0	0	0	0	0	0	0	0	0
ESTLEAD : Lead Estimator	1	1	0	0	0	0	0	0	0	0	0	0	0	0	0	0

SAK Construction LLC
 Data as of: September 30, 2016
Job Group Analysis
 41 CFR Section 60-2.12-13

Job Code : Job Title	Males						Females									
	Total	WHI	BLK	HIS	ASI	AMI	PH	TWO	Total	WHI	BLK	HIS	ASI	AMI	PH	TWO
ESTREH : Rehab Estimator	3	2	1	0	0	0	0	0	1	1	0	0	0	0	0	0
ESTTN : Tunnel Estimator	1	1	0	0	0	0	0	0	0	0	0	0	0	0	0	0
FLDENG : Field Engineer	8	7	0	1	0	0	0	0	2	1	1	0	0	0	0	0
HRREC : Human Resources Recruiter	1	1	0	0	0	0	0	0	0	0	0	0	0	0	0	0
~ ITRPWR : Report Writer/SSRS Developer	0	0	0	0	0	0	0	0	1	1	0	0	0	0	0	0
ITSDM : Software Development Manager	1	1	0	0	0	0	0	0	0	0	0	0	0	0	0	0
MRKMGR : Marketing Manager	1	1	0	0	0	0	0	0	0	0	0	0	0	0	0	0
PRJENG : Project Engineer	5	5	0	0	0	0	0	0	0	0	0	0	0	0	0	0
PRJMGR : Project Manager	15	13	0	1	0	1	0	0	1	1	0	0	0	0	0	0
PURMGR : Purchasing Manager	0	0	0	0	0	0	0	0	1	1	0	0	0	0	0	0
QCMGR : Quality Control Manager	2	2	0	0	0	0	0	0	0	0	0	0	0	0	0	0
SAFFR : Safety Field Representative	1	1	0	0	0	0	0	0	0	0	0	0	0	0	0	0
SAFFSM : Field Safety Manager	3	2	1	0	0	0	0	0	0	0	0	0	0	0	0	0
SAFMGR : Safety Manager	4	4	0	0	0	0	0	0	0	0	0	0	0	0	0	0
SAFSPEC : Safety Specialist	2	0	2	0	0	0	0	0	0	0	0	0	0	0	0	0
SRACCT : Senior Accountant	0	0	0	0	0	0	0	0	1	0	1	0	0	0	0	0
STFACCT : Staff Accountant	1	1	0	0	0	0	0	0	0	0	0	0	0	0	0	0
SUBACCT : Subcontract Accountant	0	0	0	0	0	0	0	0	1	1	0	0	0	0	0	0
SVRTNL : Tunnel Surveyor	3	3	0	0	0	0	0	0	0	0	0	0	0	0	0	0
TVLEAD : TV/Robot Lead	1	1	0	0	0	0	0	0	0	0	0	0	0	0	0	0
TVSPEC : Camera/Robot Specialist	1	1	0	0	0	0	0	0	0	0	0	0	0	0	0	0
Job Group Totals :	64	56	5	2	0	1	0	0	9	7	2	0	0	0	0	0
Job Group Percentages :	87.7	76.7	6.8	2.7	0.0	1.4	0.0	0.0	12.3	9.6	2.7	0.0	0.0	0.0	0.0	0.0

SAK Construction LLC
 Data as of: September 30, 2016
Job Group Analysis

41 CFR Section 60-2.12-13

Job Code : Job Title	Males						Females									
	Total	WHI	BLK	HIS	ASI	AMI	PH	TWO	Total	WHI	BLK	HIS	ASI	AMI	PH	TWO
3.1 : Technicians																
ITSPAN : IT Support Analyst	1	1	0	0	0	0	0	0	0	0	0	0	0	0	0	0
MCHDRF : Mechanical Draftsman	1	1	0	0	0	0	0	0	0	0	0	0	0	0	0	0
TVANA : Video Analyst	1	0	1	0	0	0	0	0	0	0	0	0	0	0	0	0
Job Group Totals :	3	2	1	0	0	0	0	0	0	0	0	0	0	0	0	0
Job Group Percentages :	100.0	66.7	33.3	0.0	0.0	0.0	0.0	0.0	0.0	0.0	0.0	0.0	0.0	0.0	0.0	0.0

5.1 : Administrative Support Workers

ADASSTR : Senior Administrative Assistant	0	0	0	0	0	0	0	0	0	2	1	0	0	1	0	0
APSPEC : Accounts Payable Specialist	0	0	0	0	0	0	0	0	0	2	0	2	0	0	0	0
ARSPEC : Accounts Receivable Specialist	0	0	0	0	0	0	0	0	0	1	1	0	0	0	0	0
BDCOOR : Sales & Marketing Coordinator	0	0	0	0	0	0	0	0	0	1	1	0	0	0	0	0
EQADM : Equipment Administrator	1	1	0	0	0	0	0	0	0	0	0	0	0	0	0	0
ESTCO : Estimating Coordinator	0	0	0	0	0	0	0	0	0	1	1	0	0	0	0	0
HRAST : Human Resources Assistant	0	0	0	0	0	0	0	0	0	1	1	0	0	0	0	0
OFCADM : Office Administrator	0	0	0	0	0	0	0	0	0	2	1	1	0	0	0	0
OFCAST : Office Assistant	0	0	0	0	0	0	0	0	0	1	1	0	0	0	0	0
OPSADM : Operations Administrator	1	1	0	0	0	0	0	0	0	1	0	1	0	0	0	0
PRADM : Payroll Administrator	0	0	0	0	0	0	0	0	0	1	1	0	0	0	0	0
PRSPEC : Payroll Specialist	0	0	0	0	0	0	0	0	0	1	1	0	0	0	0	0
REC : Receptionist	0	0	0	0	0	0	0	0	0	2	2	0	0	0	0	0
SAFADM : Safety Administrator	0	0	0	0	0	0	0	0	0	1	0	1	0	0	0	0

SAK Construction LLC
Data as of: September 30, 2016

Job Group Analysis

41 CFR Section 60-2.12-13

Job Code : Job Title	Males						Females									
	Total	WHI	BLK	HIS	ASI	AMI	PH	TWO	Total	WHI	BLK	HIS	ASI	AMI	PH	TWO
Job Group Totals :	2	2	0	0	0	0	0	0	17	11	5	0	1	0	0	0
Job Group Percentages :	10.5	10.5	0.0	0.0	0.0	0.0	0.0	0.0	89.5	57.9	26.3	0.0	5.3	0.0	0.0	0.0

6.1 : Craft Workers Leads

FRMLAT : Lateral Foreman	1	1	0	0	0	0	0	0	0	0	0	0	0	0	0	0
FRMREH : Rehab Foreman	17	14	0	3	0	0	0	0	0	0	0	0	0	0	0	0
FRMTN : Tunnel Foreman	5	2	0	2	0	1	0	0	0	0	0	0	0	0	0	0
FRMWO : Wet Out Foreman	2	2	0	0	0	0	0	0	0	0	0	0	0	0	0	0
FRMWRK : Working Foreman	2	2	0	0	0	0	0	0	0	0	0	0	0	0	0	0
SUPLAT : Lateral Superintendent	1	1	0	0	0	0	0	0	0	0	0	0	0	0	0	0
SUPREH : Rehab Superintendent	15	15	0	0	0	0	0	1	1	1	0	0	0	0	0	0
SUPTNL : Tunnel Superintendent	4	4	0	0	0	0	0	0	0	0	0	0	0	0	0	0
YRDSUP : Yard Supervisor	1	1	0	0	0	0	0	0	0	0	0	0	0	0	0	0
Job Group Totals :	48	42	0	5	0	1	0	1	1	1	0	0	0	0	0	0
Job Group Percentages :	98.0	85.7	0.0	10.2	0.0	2.0	0.0	2.0	2.0	2.0	0.0	0.0	0.0	0.0	0.0	0.0

6.2 : Craft Workers

EQTNSP : Tunnel Equipment Specialist	1	1	0	0	0	0	0	0	0	0	0	0	0	0	0	0
EXPMAG : Magazine/Explosives Keeper	1	1	0	0	0	0	0	0	0	0	0	0	0	0	0	0
LABTV : TV Tech Laborer	9	9	0	0	0	0	0	0	0	0	0	0	0	0	0	0
LDMNR : Lead Miner	1	1	0	0	0	0	0	0	0	0	0	0	0	0	0	0
MCH : Mechanic	4	3	0	0	1	0	0	0	0	0	0	0	0	0	0	0
SHIPFAB : Shop Metal Fabricator	3	3	0	0	0	0	0	0	0	0	0	0	0	0	0	0
SHIPMACH : Shop Machinist	1	1	0	0	0	0	0	0	0	0	0	0	0	0	0	0

SAK Construction LLC
 Data as of: September 30, 2016
Job Group Analysis

41 CFR Section 60-2.12-13

Job Code : Job Title	Males						Females									
	Total	WHI	BLK	HIS	ASI	AMI	PH	TWO	Total	WHI	BLK	HIS	ASI	AMI	PH	TWO
WLD : Welder	1	1	0	0	0	0	0	0	0	0	0	0	0	0	0	0
Job Group Totals :	21	20	0	0	1	0	0	0	0	0	0	0	0	0	0	0
Job Group Percentages :	100.0	95.2	0.0	0.0	4.8	0.0	0.0	0.0	0.0	0.0	0.0	0.0	0.0	0.0	0.0	0.0

7.1 : Operatives

DRV : Driver	4	3	0	1	0	0	0	0	0	1	1	0	0	0	0	0
~ DRV : Driver	1	1	0	0	0	0	0	0	0	0	0	0	0	0	0	0
OPR : Operator	10	6	2	1	0	1	0	0	0	0	0	0	0	0	0	0
OPRA2 : Operator - 2nd Year Apprentice	1	1	0	0	0	0	0	0	0	0	0	0	0	0	0	0
OPRA3 : Operator - 3rd Year Apprentice	1	1	0	0	0	0	0	0	0	0	0	0	0	0	0	0
OPRTBM : Operator - Tunnel Boring Mach.	2	1	1	0	0	0	0	0	0	0	0	0	0	0	0	0
Job Group Totals :	19	13	3	2	0	1	0	0	1	1	1	0	0	0	0	0
Job Group Percentages :	95.0	65.0	15.0	10.0	0.0	5.0	0.0	0.0	5.0	5.0	0.0	0.0	0.0	0.0	0.0	0.0

8.1 : Laborers and Helpers

LABREH : Rehab Laborer	95	57	24	12	0	2	0	0	0	3	2	1	0	0	0	0
LABSHP : Shop Laborer	7	7	0	0	0	0	0	0	0	0	0	0	0	0	0	0
LABSPR : SPR Laborer	5	3	0	2	0	0	0	0	0	0	0	0	0	0	0	0
LABTNL : Tunnel Laborer	66	38	12	16	0	0	0	0	4	1	3	0	0	0	0	0
PRJAST : Project Assistant	1	0	0	0	1	0	0	0	0	0	0	0	0	0	0	0
SHPPRT : Shop Parts Runner	1	1	0	0	0	0	0	0	0	0	0	0	0	0	0	0
WOTCH : Wet Out Technician	6	5	0	1	0	0	0	0	0	0	0	0	0	0	0	0
Job Group Totals :	181	111	36	31	1	2	0	0	7	3	4	0	0	0	0	0
Job Group Percentages :	96.3	59.0	19.1	16.5	0.5	1.1	0.0	0.0	3.7	1.6	2.1	0.0	0.0	0.0	0.0	0.0

SAK Construction LLC
 Data as of: **September 30, 2016**
Job Group Analysis
 41 CFR Section 60-2.12-13

Job Code - Job Title	Males						Females								
	Total	WHI	BLK	HIS	ASI	AMI	PH	TWO	Total	WHI	BLK	HIS	ASI	AMI	PH

9.1 : Service Workers

FMTECH : Facilities Maintenance Tech

1	1	1	0	0	0	0	0	0	0	0	0	0	0	0	0	0
Job Group Totals :	1	1	0	0	0	0	0	0	0	0	0	0	0	0	0	0
Job Group Percentages :	100.0	100.0	0.0	0.0	0.0	0.0	0.0	0.0	0.0	0.0	0.0	0.0	0.0	0.0	0.0	0.0
Plan Totals :	376	280	46	41	3	6	0	0	39	26	12	0	1	0	0	0
Plan Percentages :	90.6	67.5	11.1	9.9	0.7	1.4	0.0	0.0	9.4	6.3	2.9	0.0	0.2	0.0	0.0	0.0

**Personnel Activity Logs and Adverse Impact Analyses
Title 41 CFR 60-3**

When performing the analyses of selection decisions that are required by The Uniform Guidelines on Employee Selection Procedures, we found that there is adverse impact with no statistical significance for the following transaction:

- Terminations by Gender:
 - Trade Group 8.1 – for the total terminations, these female terminations were one voluntary due to resignation and two involuntary due to discharge and lay off. Adverse Impact was also found for the involuntary terminations; these two female terminations were due to discharge and lay off.

- Terminations by Minority:
 - Job Group 5.1 - these three minority terminations were two voluntary due to resignation and one involuntary due to discharge.
 - Trade Group 8.1 – these involuntary terminations were due to discharge and lay off.

We will continue to direct our employment practices toward ensuring equal opportunity for all.

SAK Construction LLC
 Data as of: September 30, 2016
PERSONNEL ACTIVITY
 Title 41 CFR Section 60-3

Activity Type	Job Group	Min/Non-Min	Gender		Total
			Male	Female	
New Hire	1.1 Exec/Senior Level Off & Mgr	Minority	0	1	1
	1.1 Exec/Senior Level Off & Mgr Total		0	1	1
	1.2 First/Mid-Level Management	Minority	1	0	1
	1.2 First/Mid-Level Management Total		1	0	1
	2.1 Professionals	Minority	3	1	4
		Non-minority	13	2	15
	2.1 Professionals Total		16	3	19
	3.1 Technicians	Non-minority	1	0	1
	3.1 Technicians Total		1	0	1
	5.1 Administrative Support Workers	Minority	1	3	4
		Non-minority	1	2	3
	5.1 Administrative Support Workers Total		2	5	7
	6.1 Craft Workers Leads	Minority	2	0	2
		Non-minority	6	1	7
	6.1 Craft Workers Leads Total		8	1	9
	6.2 Craft Workers	Non-minority	4	0	4
	6.2 Craft Workers Total		4	0	4
	7.1 Operatives	Minority	4	0	4
		Non-minority	14	0	14
	7.1 Operatives Total		18	0	18
	8.1 Laborers and Helpers	Minority	47	5	52
		Non-minority	76	2	78
	8.1 Laborers and Helpers Total		123	7	130
9.1 Service Workers	Non-minority	1	0	1	
9.1 Service Workers Total		1	0	1	
New Hire Total			174	17	191

SAK Construction LLC
 Data as of: September 30, 2016
PERSONNEL ACTIVITY
 Title 41 CFR Section 60-3

BY GENDER

Activity Type	Current Job Group	Previous Job Group	Gender		
			Male	Female	Total
Promotions To	2.1 Professionals	2.1 Professionals	2	0	2
	5.1 Administrative Support Workers	5.1 Administrative Support Workers	0	1	1
	6.1 Craft Workers Leads	1.2 First/Mid-Level Management	1	0	1
		6.1 Craft Workers Leads	3	0	3
Promotions To Total			6	1	7

BY GENDER

Activity Type	Previous Job Group	Current Job Group	Gender		
			Male	Female	Total
Promotions From	1.2 First/Mid-Level Management	6.1 Craft Workers Leads	1	0	1
	2.1 Professionals	2.1 Professionals	2	0	2
	5.1 Administrative Support Workers	5.1 Administrative Support Workers	0	1	1
	6.1 Craft Workers Leads	6.1 Craft Workers Leads	3	0	3
Promotions From Total			6	1	7

SAK Construction LLC
 Data as of: September 30, 2016
PERSONNEL ACTIVITY
 Title 41 CFR Section 60-3

BY MINORITY

Activity Type	Current Job Group	Previous Job Group	Min/Non-min		Total
			Non-minority	Minority	
Promotions To	2.1 Professionals	2.1 Professionals	2	0	2
	5.1 Administrative Support Workers	5.1 Administrative Support Workers	1	0	1
	6.1 Craft Workers Leads	1.2 First/Mid-Level Management	1	0	1
		6.1 Craft Workers Leads	2	1	3
Promotions To Total			6	1	7

BY MINORITY

Activity Type	Previous Job Group	Current Job Group	Min/Non-min		Total
			Non-minority	Minority	
Promotions From	1.2 First/Mid-Level Management	6.1 Craft Workers Leads	1	0	1
	2.1 Professionals	2.1 Professionals	2	0	2
	5.1 Administrative Support Workers	5.1 Administrative Support Workers	1	0	1
	6.1 Craft Workers Leads	6.1 Craft Workers Leads	2	1	3
Promotions From Total			6	1	7

SAK Construction LLC
 Data as of: September 30, 2016
PERSONNEL ACTIVITY
 Title 41 CFR Section 60-3

BY GENDER

Activity Type	Termination Type	Job Group	Gender		Total	
			Male	Female		
Terminations	Voluntary	1.2 First/Mid-Level Management	1	0	1	
		2.1 Professionals	2	0	2	
		5.1 Administrative Support Workers	0	3	3	
		6.1 Craft Workers Leads	6	0	6	
		6.2 Craft Workers	3	0	3	
		7.1 Operatives	1	0	1	
		8.1 Laborers and Helpers	40	1	41	
	Voluntary Total			53	4	57
	Involuntary	2.1 Professionals	3	1	4	
		5.1 Administrative Support Workers	1	0	1	
		6.1 Craft Workers Leads	1	0	1	
		7.1 Operatives	3	0	3	
		8.1 Laborers and Helpers	31	2	33	
	Involuntary Total			39	3	42
Terminations Total			92	7	99	

SAK Construction LLC
 Data as of: September 30, 2016
PERSONNEL ACTIVITY
 Title 41 CFR Section 60-3

BY MINORITY

Activity Type	Termination Type	Job Group	Min/Non-min		Total	
			Non-Minority	Minority		
Terminations	Voluntary	1.2 First/Mid-Level Management	1	0	1	
		2.1 Professionals	2	0	2	
		5.1 Administrative Support Workers	1	2	3	
		6.1 Craft Workers Leads	5	1	6	
		6.2 Craft Workers	2	1	3	
		7.1 Operatives	1	0	1	
		8.1 Laborers and Helpers	29	12	41	
	Voluntary Total			41	16	57
	Involuntary	2.1 Professionals	4	0	4	
		5.1 Administrative Support Workers	0	1	1	
		6.1 Craft Workers Leads	1	0	1	
		7.1 Operatives	3	0	3	
		8.1 Laborers and Helpers	18	15	33	
Involuntary Total			26	16	42	
Terminations Total			67	32	99	

SAK Construction LLC
 Data as of: September 30, 2016
 Adverse Impact Analysis (Promotions) by Gender
 41 CFR Section 60.3

JOB GROUPS ANALYZED	(POSITIVE CONDITION)																			
	MALE EMPL	MALE SELECTED	FEMALE EMPL	FEMALE SELECTED	TOTAL EMPL	TOTAL SELECTED	MALE RATE	FEMALE RATE	OVERALL RATE	80% RULE (< 80%)	FISHER EXACT (< 0.025)	STD DEV (p=2.0)	EXPECTED # OF FEM SELECTED	ACTUAL # OF FEM SELECTED	# OF MIN POT'L AFFECT	AFFECTED JOB GROUP	ADVERSE IMPACT (%)	DEGREE ADVERSE IMPACT (%)	UNIFORM GUIDE (PASS)	
PROMOTIONS TO																				
2.1 Professionals	26	1	3	0	29	1	3.8%	0.0%	3.4%	0.0%			0	0	0					
5.1 Administrative Support Workers					0	0			N/A											
6.1 Craft Workers Leads	50	1	0	0	50	1	2.0%	0.0%	2.0%	0.0%			0	0	0					
TOTAL	76	2	3	0	79	2														
PROMOTIONS FROM																				
6.1 Craft Workers Leads	50	1	0	0	50	1	2.0%	0.0%	2.0%	0.0%			0	0	0					
8.1 Laborers and Helpers	136	1	4	0	140	1	0.7%	0.0%	0.7%	0.0%			0	0	0					
TOTAL	186	2	4	0	180	2														

REPORT DESCRIPTION:

NOTES:

IF COLUMN K = N/A, THEN DISTRIBUTION OF RATINGS INDICATES NO EVIDENCE OF ADVERSE IMPACT.
 IF COLUMN K < 80%, THEN COLUMNS L THROUGH P ARE CALCULATED FOR ADDITIONAL INFORMATION.
 IF COLUMN R = (*) ADVERSE IMPACT IS OCCURRING POSSIBLY BY CHANCE (K < 80% & P >= 1.0);
 (**) ADVERSE IMPACT IS OCCURRING UNLIKELY BY CHANCE (L < 0.025);
 (***) ADVERSE IMPACT IS OCCURRING UNLIKELY BY CHANCE (M >= 2.0).
 IF COLUMN S = PASS, THEN DISTRIBUTION OF RATINGS INDICATES NO EVIDENCE OF ADVERSE IMPACT.

SAK Construction LLC
 Data as of: September 30, 2016
 Adverse Impact Analysis (Promotions) by Minority
 41 CFR Section 60.3

TRADE GROUPS ANALYZED	PROMOTIONS TO										AFFECTED JOB GROUP		DEGREE OF ADVERSE IMPACT (P*)		UNIFORM SELECT GUIDE (PASS)		
	-B-	-C-	-D-	-E-	-F-	-G-	-H-	-I-	-J-	-K-	-L-	-M-	-N-	-O-	-P-	-R-	-S-
	NonMin EMPL	NonMin SELECTED	Minority EMPL	Minority SELECTED	TOTAL EMPL	TOTAL SELECTED	NonMin RATE	Minority RATE	OVERALL RATE	80% RULE (< 80%)	FISHER EXACT (< 0.025)	STD DEV (p=2.0)	EXPECTED # OF FEM SELECTED	ACTUAL # OF FEM SELECTED	# OF MIN POTTL AFFECT		
PROMOTIONS TO																	
1.2 First/Mid-Level Management	27	1	2	0	29	1	3.7%	0.0%	3.4%	0.0%			0	0	0		
6.1 Craft Workers Leads	42	1	8	0	50	1	2.4%	0.0%	2.0%	0.0%			0	0	0		
TOTAL	69	2	10	0	79	2											
PROMOTIONS FROM																	
6.1 Craft Workers Leads	42	1	8	0	50	1	2.4%	0.0%	2.0%	0.0%			0	0	0		
8.1 Laborers and Helpers	93	1	41	0	140	1	1.0%	0.0%	0.7%	0.0%			0	0	0		
TOTAL	141	2	49	0	190	2											

REPORT DESCRIPTION:

THERE IS NO ADVERSE IMPACT.

NOTES:

IF COLUMN K = N/A, THEN DISTRIBUTION OF RATINGS INDICATES NO EVIDENCE OF ADVERSE IMPACT.
 IF COLUMN K < 80%, THEN COLUMNS L THROUGH P ARE CALCULATED FOR ADDITIONAL INFORMATION.
 IF COLUMN R = (*) ADVERSE IMPACT IS OCCURRING POSSIBLY BY CHANCE (K < 80% & P >= 1.0);
 (***) ADVERSE IMPACT IS OCCURRING UNLIKELY BY CHANCE (L < 0.025);
 (**) ADVERSE IMPACT IS OCCURRING UNLIKELY BY CHANCE (M >= 2.0).
 IF COLUMN S = PASS, THEN DISTRIBUTION OF RATINGS INDICATES NO EVIDENCE OF ADVERSE IMPACT.

SAK Construction LLC

Data as of: September 30, 2016

Adverse Impact Analysis (Terminations) by Gender
41 CFR Section 60.3

JOB GROUPS ANALYZED	-B-		-C-		-D-		-E-		-F-		-G-		-H-		-I-		-J-		-K-		-L-		-M-		-N-		-O-		-P-		-Q-		-R-		-S-		-T-		-U-		-V-		-W-		-X-		-Y-		-Z-		AA		AB		AC		AD		AE		AF		AG		AH		AI		AJ		AK		AL		AM		AN		AO		AP		AQ		AR		AS		AT		AU		AV		AW		AX		AY		AZ		BA		BB		BC		BD		BE		BF		BG		BH		BI		BJ		BK		BL		BM		BN		BO		BP		BQ		BR		BS		BT		BU		BV		BW		BX		BY		BZ		CA		CB		CC		CD		CE		CF		CG		CH		CI		CJ		CK		CL		CM		CN		CO		CP		CQ		CR		CS		CT		CU		CV		CW		CX		CY		CZ		DA		DB		DC		DD		DE		DF		DG		DH		DI		DJ		DK		DL		DM		DN		DO		DP		DQ		DR		DS		DT		DU		DV		DW		DX		DY		DZ		EA		EB		EC		ED		EE		EF		EG		EH		EI		EJ		EK		EL		EM		EN		EO		EP		EQ		ER		ES		ET		EU		EV		EW		EX		EY		EZ		FA		FB		FC		FD		FE		FF		FG		FH		FI		FJ		FK		FL		FM		FN		FO		FP		FQ		FR		FS		FT		FU		FV		FW		FX		FY		FZ		GA		GB		GC		GD		GE		GF		GG		GH		GI		GJ		GK		GL		GM		GN		GO		GP		GQ		GR		GS		GT		GU		GV		GW		GX		GY		GZ		HA		HB		HC		HD		HE		HF		HG		HH		HI		HJ		HK		HL		HM		HN		HO		HP		HQ		HR		HS		HT		HU		HV		HW		HX		HY		HZ		IA		IB		IC		ID		IE		IF		IG		IH		II		IJ		IK		IL		IM		IN		IO		IP		IQ		IR		IS		IT		IU		IV		IW		IX		IY		IZ		JA		JB		JC		JD		JE		JF		JG		JH		JI		JJ		JK		JL		JM		JN		JO		JP		JQ		JR		JS		JT		JU		JV		JW		JX		JY		JZ		KA		KB		KC		KD		KE		KF		KG		KH		KI		KJ		KK		KL		KM		KN		KO		KP		KQ		KR		KS		KT		KU		KV		KW		KX		KY		KZ		LA		LB		LC		LD		LE		LF		LG		LH		LI		LJ		LK		LL		LM		LN		LO		LP		LQ		LR		LS		LT		LU		LV		LW		LX		LY		LZ		MA		MB		MC		MD		ME		MF		MG		MH		MI		MJ		MK		ML		MN		MO		MP		MQ		MR		MS		MT		MU		MV		MW		MX		MY		MZ		NA		NB		NC		ND		NE		NF		NG		NH		NI		NJ		NK		NL		NM		NO		NP		NQ		NR		NS		NT		NU		NV		NW		NX		NY		NZ		OA		OB		OC		OD		OE		OF		OG		OH		OI		OJ		OK		OL		OM		ON		OO		OP		OQ		OR		OS		OT		OU		OV		OW		OX		OY		OZ		PA		PB		PC		PD		PE		PF		PG		PH		PI		PJ		PK		PL		PM		PN		PO		PP		PQ		PR		PS		PT		PU		PV		PW		PX		PY		PZ		QA		QB		QC		QD		QE		QF		QG		QH		QI		QJ		QK		QL		QM		QN		QO		QP		QQ		QR		QS		QT		QU		QV		QW		QX		QY		QZ		RA		RB		RC		RD		RE		RF		RG		RH		RI		RJ		RK		RL		RM		RN		RO		RP		RQ		RR		RS		RT		RU		RV		RW		RX		RY		RZ		SA		SB		SC		SD		SE		SF		SG		SH		SI		SJ		SK		SL		SM		SN		SO		SP		SQ		SR		SS		ST		SU		SV		SW		SX		SY		SZ		TA		TB		TC		TD		TE		TF		TG		TH		TI		TJ		TK		TL		TM		TN		TO		TP		TQ		TR		TS		TU		TV		TW		TX		TY		TZ		UA		UB		UC		UD		UE		UF		UG		UH		UI		UJ		UK		UL		UM		UN		UO		UP		UQ		UR		US		UT		UU		UV		UW		UX		UY		UZ		VA		VB		VC		VD		VE		VF		VG		VH		VI		VJ		VK		VL		VM		VN		VO		VP		VQ		VR		VS		VT		VU		VV		VW		VX		VY		VZ		WA		WB		WC		WD		WE		WF		WG		WH		WI		WJ		WK		WL		WM		WN		WO		WP		WQ		WR		WS		WT		WU		WV		WW		WX		WY		WZ		XA		XB		XC		XD		XE		XF		XG		XH		XI		XJ		XK		XL		XM		XN		XO		XP		XQ		XR		XS		XT		XU		XV		XW		XX		XY		XZ		YA		YB		YC		YD		YE		YF		YG		YH		YI		YJ		YK		YL		YM		YN		YO		YP		YQ		YR		YS		YT		YU		YV		YW		YX		YZ		ZA		ZB		ZC		ZD		ZE		ZF		ZG		ZH		ZI		ZJ		ZK		ZL		ZM		ZN		ZO		ZP		ZQ		ZR		ZS		ZT		ZU		ZV		ZW		ZX		ZY		ZZ	
	MALE ENPL	MALE ENPL SELECTED	FEMALE ENPL	FEMALE ENPL SELECTED	TOTAL ENPL	TOTAL ENPL SELECTED	MALE RATE	FEMALE RATE	OVERALL RATE	80% RULE (<80%)	FISHER EXACT (<0.025)	STD DEV (P=2.0)	EXPECTED # OF FEM SELECTED	ACTUAL # OF FEM SELECTED	# OF FEM POTL AFFECT	AFFECTED JOB GROUP	DEGREE ADVERSE IMPACT (**)	UNIFORM SELECT GUIDE (PASS)																																																																																																																																																																																																																																																																																																																																																																																																																																																																																																																																																																																																																																																																																																																																																																																																																																																																																																																																																																																																																																																																																																																																																																																																																																																																																																																																																																																																																																
TOTAL TERMINATIONS																																																																																																																																																																																																																																																																																																																																																																																																																																																																																																																																																																																																																																																																																																																																																																																																																																																																																																																																																																																																																																																																																																																																																																																																																																																																																																																																																																																																																																																		
25	1	3	0	28	1	4.0%	0.0%	3.8%	N/A			1	1	0				49	5	7	1	56	6	10.2%	14.3%	10.7%	71.4%			1	1	0				4	1	15	3	19	4	25.0%	20.0%	21.1%	125.0%									44	7	0	0	44	7	15.9%		15.9%	N/A									19	3	0	0	19	3	15.8%		15.8%	N/A									9	4	1	0	10	4	44.4%	0.0%	40.0%	N/A			2	3	1	8.1 Laborers and Helpers			124	71	3	3	137	74	53.0%	100.0%	54.0%	53.0%	0.155		2	3	1	8.1 Laborers and Helpers			284	92	29	7	313	99			31.6%										INVOLUNTARY TERMINATIONS																		48	3	7	1	58	4	6.1%	14.3%	7.1%	42.9%			1	1	0				4	1	15	0	19	1	25.0%	0.0%	5.3%	N/A									44	1	0	0	44	1	2.3%		2.3%	N/A									9	3	1	0	10	3	33.3%	0.0%	30.0%	N/A									134	31	3	2	137	33	23.1%	68.7%	24.1%	34.7%	0.144		1	2	1	8.1 Laborers and Helpers			524	131	55	10	579	141			24.4%																																																																																																																																																																																																																																																																																																																																																																																																																																																																																																																																																																																																																																																																																																																																																																																																																																																																																																																																																																																																																																																																																																																																																																														
49	5	7	1	56	6	10.2%	14.3%	10.7%	71.4%			1	1	0				4	1	15	3	19	4	25.0%	20.0%	21.1%	125.0%									44	7	0	0	44	7	15.9%		15.9%	N/A									19	3	0	0	19	3	15.8%		15.8%	N/A									9	4	1	0	10	4	44.4%	0.0%	40.0%	N/A			2	3	1	8.1 Laborers and Helpers			124	71	3	3	137	74	53.0%	100.0%	54.0%	53.0%	0.155		2	3	1	8.1 Laborers and Helpers			284	92	29	7	313	99			31.6%										INVOLUNTARY TERMINATIONS																		48	3	7	1	58	4	6.1%	14.3%	7.1%	42.9%			1	1	0				4	1	15	0	19	1	25.0%	0.0%	5.3%	N/A									44	1	0	0	44	1	2.3%		2.3%	N/A									9	3	1	0	10	3	33.3%	0.0%	30.0%	N/A									134	31	3	2	137	33	23.1%	68.7%	24.1%	34.7%	0.144		1	2	1	8.1 Laborers and Helpers			524	131	55	10	579	141			24.4%																																																																																																																																																																																																																																																																																																																																																																																																																																																																																																																																																																																																																																																																																																																																																																																																																																																																																																																																																																																																																																																																																																																																																																																																
4	1	15	3	19	4	25.0%	20.0%	21.1%	125.0%									44	7	0	0	44	7	15.9%		15.9%	N/A									19	3	0	0	19	3	15.8%		15.8%	N/A									9	4	1	0	10	4	44.4%	0.0%	40.0%	N/A			2	3	1	8.1 Laborers and Helpers			124	71	3	3	137	74	53.0%	100.0%	54.0%	53.0%	0.155		2	3	1	8.1 Laborers and Helpers			284	92	29	7	313	99			31.6%										INVOLUNTARY TERMINATIONS																		48	3	7	1	58	4	6.1%	14.3%	7.1%	42.9%			1	1	0				4	1	15	0	19	1	25.0%	0.0%	5.3%	N/A									44	1	0	0	44	1	2.3%		2.3%	N/A									9	3	1	0	10	3	33.3%	0.0%	30.0%	N/A									134	31	3	2	137	33	23.1%	68.7%	24.1%	34.7%	0.144		1	2	1	8.1 Laborers and Helpers			524	131	55	10	579	141			24.4%																																																																																																																																																																																																																																																																																																																																																																																																																																																																																																																																																																																																																																																																																																																																																																																																																																																																																																																																																																																																																																																																																																																																																																																																																		
44	7	0	0	44	7	15.9%		15.9%	N/A									19	3	0	0	19	3	15.8%		15.8%	N/A									9	4	1	0	10	4	44.4%	0.0%	40.0%	N/A			2	3	1	8.1 Laborers and Helpers			124	71	3	3	137	74	53.0%	100.0%	54.0%	53.0%	0.155		2	3	1	8.1 Laborers and Helpers			284	92	29	7	313	99			31.6%										INVOLUNTARY TERMINATIONS																		48	3	7	1	58	4	6.1%	14.3%	7.1%	42.9%			1	1	0				4	1	15	0	19	1	25.0%	0.0%	5.3%	N/A									44	1	0	0	44	1	2.3%		2.3%	N/A									9	3	1	0	10	3	33.3%	0.0%	30.0%	N/A									134	31	3	2	137	33	23.1%	68.7%	24.1%	34.7%	0.144		1	2	1	8.1 Laborers and Helpers			524	131	55	10	579	141			24.4%																																																																																																																																																																																																																																																																																																																																																																																																																																																																																																																																																																																																																																																																																																																																																																																																																																																																																																																																																																																																																																																																																																																																																																																																																																				
19	3	0	0	19	3	15.8%		15.8%	N/A									9	4	1	0	10	4	44.4%	0.0%	40.0%	N/A			2	3	1	8.1 Laborers and Helpers			124	71	3	3	137	74	53.0%	100.0%	54.0%	53.0%	0.155		2	3	1	8.1 Laborers and Helpers			284	92	29	7	313	99			31.6%										INVOLUNTARY TERMINATIONS																		48	3	7	1	58	4	6.1%	14.3%	7.1%	42.9%			1	1	0				4	1	15	0	19	1	25.0%	0.0%	5.3%	N/A									44	1	0	0	44	1	2.3%		2.3%	N/A									9	3	1	0	10	3	33.3%	0.0%	30.0%	N/A									134	31	3	2	137	33	23.1%	68.7%	24.1%	34.7%	0.144		1	2	1	8.1 Laborers and Helpers			524	131	55	10	579	141			24.4%																																																																																																																																																																																																																																																																																																																																																																																																																																																																																																																																																																																																																																																																																																																																																																																																																																																																																																																																																																																																																																																																																																																																																																																																																																																						
9	4	1	0	10	4	44.4%	0.0%	40.0%	N/A			2	3	1	8.1 Laborers and Helpers			124	71	3	3	137	74	53.0%	100.0%	54.0%	53.0%	0.155		2	3	1	8.1 Laborers and Helpers			284	92	29	7	313	99			31.6%										INVOLUNTARY TERMINATIONS																		48	3	7	1	58	4	6.1%	14.3%	7.1%	42.9%			1	1	0				4	1	15	0	19	1	25.0%	0.0%	5.3%	N/A									44	1	0	0	44	1	2.3%		2.3%	N/A									9	3	1	0	10	3	33.3%	0.0%	30.0%	N/A									134	31	3	2	137	33	23.1%	68.7%	24.1%	34.7%	0.144		1	2	1	8.1 Laborers and Helpers			524	131	55	10	579	141			24.4%																																																																																																																																																																																																																																																																																																																																																																																																																																																																																																																																																																																																																																																																																																																																																																																																																																																																																																																																																																																																																																																																																																																																																																																																																																																																								
124	71	3	3	137	74	53.0%	100.0%	54.0%	53.0%	0.155		2	3	1	8.1 Laborers and Helpers			284	92	29	7	313	99			31.6%										INVOLUNTARY TERMINATIONS																		48	3	7	1	58	4	6.1%	14.3%	7.1%	42.9%			1	1	0				4	1	15	0	19	1	25.0%	0.0%	5.3%	N/A									44	1	0	0	44	1	2.3%		2.3%	N/A									9	3	1	0	10	3	33.3%	0.0%	30.0%	N/A									134	31	3	2	137	33	23.1%	68.7%	24.1%	34.7%	0.144		1	2	1	8.1 Laborers and Helpers			524	131	55	10	579	141			24.4%																																																																																																																																																																																																																																																																																																																																																																																																																																																																																																																																																																																																																																																																																																																																																																																																																																																																																																																																																																																																																																																																																																																																																																																																																																																																																										
284	92	29	7	313	99			31.6%										INVOLUNTARY TERMINATIONS																		48	3	7	1	58	4	6.1%	14.3%	7.1%	42.9%			1	1	0				4	1	15	0	19	1	25.0%	0.0%	5.3%	N/A									44	1	0	0	44	1	2.3%		2.3%	N/A									9	3	1	0	10	3	33.3%	0.0%	30.0%	N/A									134	31	3	2	137	33	23.1%	68.7%	24.1%	34.7%	0.144		1	2	1	8.1 Laborers and Helpers			524	131	55	10	579	141			24.4%																																																																																																																																																																																																																																																																																																																																																																																																																																																																																																																																																																																																																																																																																																																																																																																																																																																																																																																																																																																																																																																																																																																																																																																																																																																																																																												
INVOLUNTARY TERMINATIONS																																																																																																																																																																																																																																																																																																																																																																																																																																																																																																																																																																																																																																																																																																																																																																																																																																																																																																																																																																																																																																																																																																																																																																																																																																																																																																																																																																																																																																																		
48	3	7	1	58	4	6.1%	14.3%	7.1%	42.9%			1	1	0				4	1	15	0	19	1	25.0%	0.0%	5.3%	N/A									44	1	0	0	44	1	2.3%		2.3%	N/A									9	3	1	0	10	3	33.3%	0.0%	30.0%	N/A									134	31	3	2	137	33	23.1%	68.7%	24.1%	34.7%	0.144		1	2	1	8.1 Laborers and Helpers			524	131	55	10	579	141			24.4%																																																																																																																																																																																																																																																																																																																																																																																																																																																																																																																																																																																																																																																																																																																																																																																																																																																																																																																																																																																																																																																																																																																																																																																																																																																																																																																																																
4	1	15	0	19	1	25.0%	0.0%	5.3%	N/A									44	1	0	0	44	1	2.3%		2.3%	N/A									9	3	1	0	10	3	33.3%	0.0%	30.0%	N/A									134	31	3	2	137	33	23.1%	68.7%	24.1%	34.7%	0.144		1	2	1	8.1 Laborers and Helpers			524	131	55	10	579	141			24.4%																																																																																																																																																																																																																																																																																																																																																																																																																																																																																																																																																																																																																																																																																																																																																																																																																																																																																																																																																																																																																																																																																																																																																																																																																																																																																																																																																																		
44	1	0	0	44	1	2.3%		2.3%	N/A									9	3	1	0	10	3	33.3%	0.0%	30.0%	N/A									134	31	3	2	137	33	23.1%	68.7%	24.1%	34.7%	0.144		1	2	1	8.1 Laborers and Helpers			524	131	55	10	579	141			24.4%																																																																																																																																																																																																																																																																																																																																																																																																																																																																																																																																																																																																																																																																																																																																																																																																																																																																																																																																																																																																																																																																																																																																																																																																																																																																																																																																																																																				
9	3	1	0	10	3	33.3%	0.0%	30.0%	N/A									134	31	3	2	137	33	23.1%	68.7%	24.1%	34.7%	0.144		1	2	1	8.1 Laborers and Helpers			524	131	55	10	579	141			24.4%																																																																																																																																																																																																																																																																																																																																																																																																																																																																																																																																																																																																																																																																																																																																																																																																																																																																																																																																																																																																																																																																																																																																																																																																																																																																																																																																																																																																						
134	31	3	2	137	33	23.1%	68.7%	24.1%	34.7%	0.144		1	2	1	8.1 Laborers and Helpers			524	131	55	10	579	141			24.4%																																																																																																																																																																																																																																																																																																																																																																																																																																																																																																																																																																																																																																																																																																																																																																																																																																																																																																																																																																																																																																																																																																																																																																																																																																																																																																																																																																																																																								
524	131	55	10	579	141			24.4%																																																																																																																																																																																																																																																																																																																																																																																																																																																																																																																																																																																																																																																																																																																																																																																																																																																																																																																																																																																																																																																																																																																																																																																																																																																																																																																																																																																																																																										

REPORT DESCRIPTION:
 THERE IS ADVERSE IMPACT WITH NO STATISTICAL RELEVANCE FOR TRADE GROUP 8.1 IN TOTAL TERMINATIONS.
 THESE FEMALE TERMINATIONS WERE ONE VOLUNTARY DUE TO RESIGNATION AND TWO INVOLUNTARY DUE TO DISCHARGE AND LAY OFF.

NOTES:
 IF COLUMN K = N/A, THEN DISTRIBUTION OF RATINGS INDICATES NO EVIDENCE OF ADVERSE IMPACT.
 IF COLUMN L < 80%, THEN COLUMNS L THROUGH P ARE CALCULATED FOR ADDITIONAL INFORMATION.
 IF COLUMN R = (*) ADVERSE IMPACT IS OCCURRING POSSIBLY BY CHANGE (K < 80% & P >= 1.0);
 (**) ADVERSE IMPACT IS OCCURRING UNLIKELY BY CHANGE (L < 0.025);
 (***) ADVERSE IMPACT IS OCCURRING UNLIKELY BY CHANGE (M >= 2.0).
 IF COLUMN S = PASS, THEN DISTRIBUTION OF RATINGS INDICATES NO EVIDENCE OF ADVERSE IMPACT.

SAK Construction LLC
 Data as of: September 30, 2016
 Adverse Impact Analysis (Terminations) by Minority
 41 CFR Section 60.3

JOB GROUPS ANALYZED	NonMin Empl Selected		Min Empl Selected		Total Empl	Total Selected	NonMin Rate	Min Rate	Overall Rate	80% Rule (<80%)	Fisher Exact (<0.025)	Std Dev (p=2.0)	Expected		Actual		# of Min Potl Affect	Affected Job Group	Degree Adverse Impact (**)	Uniform Select Guide (PASS)
	-B-	-C-	-D-	-E-									-F-	-G-	-H-	-I-				
TOTAL TERMINATIONS																				
1.2 First/Mid-level Management	26	1	2	0	28	1	3.6%	0.0%	3.6%	N/A										
2.1 Professionals	50	6	6	0	56	6	12.0%	0.0%	10.7%	N/A										
5.1 Administrative Support Workers	14	3	5	3	19	4	7.1%	60.0%	21.1%	11.9%	0.037		2	3	1		5.1 Administrative Support Workers			
6.1 Craft Workers Leads	38	6	5	1	44	7	15.4%	20.0%	15.9%	75.9%			1	1	0					
6.2 Craft Workers	18	2	1	1	19	3	11.1%	100.0%	15.8%	11.1%			1	1	0					
7.1 Operatives	7	4	3	0	10	4	57.1%	0.0%	40.0%	N/A										
8.1 Laborers and Helpers	88	47	49	27	137	74	53.4%	55.1%	54.0%	95.9%		1.33	12	15	3		8.1 Laborers and Helpers			
Total	242	67	71	32	313	99			31.6%											
INVOLUNTARY TERMINATIONS																				
2.1 Professionals	50	4	6	0	56	4	8.0%	0.0%	7.1%	N/A										
5.1 Administrative Support Workers	14	0	5	1	19	1	0.0%	20.0%	5.3%	0.0%			1	1	0					
6.1 Craft Workers Leads	39	1	5	0	44	1	2.6%	0.0%	2.3%	N/A										
7.1 Operatives	7	3	3	0	10	3	42.9%	0.0%	30.0%	N/A										
8.1 Laborers and Helpers	86	18	49	15	137	33	20.5%	30.6%	24.1%	66.5%		1.33	12	15	3		8.1 Laborers and Helpers			
Total	440	93	139	48	579	141			24.4%											

REPORT DESCRIPTION:

THERE IS ADVERSE IMPACT WITH NO STATISTICAL RELEVANCE FOR GROUP 5.1 FOR THE TOTAL TERMINATIONS. THESE THREE MINORITY TERMINATIONS TWO WERE VOLUNTARY DUE TO RESIGNATION AND ONE INVOLUNTARY DUE TO DISCHARGE. ADVERSE IMPACT WITH NO STATISTICAL RELEVANCE WAS FOUND FOR TRADE GROUP 8.1. THESE INVOLUNTARY TERMINATIONS FOR MINORITIES WERE DUE TO DISCHARGE AND LAYOFF.

NOTES:

IF COLUMN K = N/A, THEN DISTRIBUTION OF RATINGS INDICATES NO EVIDENCE OF ADVERSE IMPACT.
 IF COLUMN K < 80%, THEN COLUMNS L THROUGH P ARE CALCULATED FOR ADDITIONAL INFORMATION.
 IF COLUMN R = (*) ADVERSE IMPACT IS OCCURRING POSSIBLY BY CHANCE (K < 80% & P >= 1.0);
 (**) ADVERSE IMPACT IS OCCURRING UNLIKELY BY CHANCE (L < 0.025);
 (***) ADVERSE IMPACT IS OCCURRING UNLIKELY BY CHANCE (M >= 2.0).
 IF COLUMN S = PASS, THEN DISTRIBUTION OF RATINGS INDICATES NO EVIDENCE OF ADVERSE IMPACT.

Utilization Report

- Determining Availability
Title 41 CFR 60-2.14
 - Factor 1: External Availability – the percentage of minorities and women with requisite skills in the reasonable recruitment area (RRA). The RRA being the geographical area from which the contractor usually seeks or reasonably could seek workers to fill the positions in question. Each job group's external availability was calculated by using the data from 2006-2010 American Community Survey (Worksite Table 1W) Statistics for each job group. For groups defined as "Trade" the external availability is from the percentage goal established for female participation nationwide (6.9%), 41 CFR Section 60-4.6; Appendix A.
 - Factor 2: Internal Availability – the percentage of women and minorities whom, with appropriate training which the company is reasonably able to provide, become qualified to be promotable or transferable during the AAP year.
 - Combination of Two Factors: Final Availability – each factor is weighted in accordance to the actual movement into the job groups.
- Comparing Incumbency to Availability, and Placement Goals
Title 41 CFR 60-2.15 and 60-2.16; 60-4.2

SAK Construction LLC has prepared the underutilization analysis by comparing its female and minority utilization to the availability established, and has placed goals at least equal to the availability figure derived for women and minorities, as appropriate for each job group utilizing the *80% Rule*. The placement of goals constitutes neither a finding nor an admission of discrimination.

SAK Construction LLC
 Data as of: September 30, 2016
AVAILABILITY ANALYSIS
 41 CFR Section 60-2.14

Job Group: 1.1 Exec/Senior Level Off & Mgr

Determining Availability

FACTORS:
1 FEM/MIN W/ REQ. SKILLS RRA
2 FEM/MIN PROM & TRANSF W/IN COMPANY

VALUE	WEIGHT	FACTOR
36.6%	0.67	0.25
5.7%	0.33	0.02
FEMALE Availability		28.4%

VALUE	WEIGHT	FACTOR
8.9%	0.67	0.06
8.8%	0.33	0.03
MINORITY Availability		8.9%

Comparing Incumbency to Availability

Total in JG:	13
Total Fem:	1
FEM %:	7.7%

Total in JG:	13
Total MIN:	2
MIN %:	15.4%

Placement Goal

FEMALE GOAL :	21.1%
----------------------	--------------

MINORITY GOAL :	None
------------------------	-------------

Weighted Methodology/Placement Strategies:

This job group is comprised of senior officers responsible for the direction, budget and leadership of the organization. We will consider employees in promotable and transferable with industry experience since it is required to assume these leadership jobs. Positions from within the group 1.1, 1.2 and 2.1 are feeder for this job group.

Source:

Factor 1 statistic is comprised of the information from the 2006-2010 American Community Survey (ACS) prepared by the Census Bureau. Factor 2 is comprised of internal feeder calculations by job title.

SAK Construction LLC
 Data as of: September 30, 2016
AVAILABILITY ANALYSIS
 41 CFR Section 60-2.14

Job Group: 1.2 First/Mid-Level Management

Determining Availability

FACTORS: 1 FEM/MIN W/ REQ. SKILLS RRA 2 FEM/MIN PROM & TRANSF W/IN COMPANY

VALUE	WEIGHT	FACTOR
43.9%	0.55	0.24
5.0%	0.45	0.02
FEMALE Availability		26.4%

VALUE	WEIGHT	FACTOR
14.8%	0.55	0.08
33.1%	0.45	0.15
MINORITY Availability		23.0%

Comparing Incumbency to Availability

Total in JG:	28
Total Fem:	3
FEM %:	10.7%

Total in JG:	28
Total MIN:	3
MIN %:	10.7%

Placement Goal

FEMALE GOAL :	21.1%
---------------	-------

MINORITY GOAL :	18.4%
-----------------	-------

Weighted Methodology/Placement Strategies:

This job group is comprised of managers responsible for the direction of the departments, budget and leadership management. We will consider employees in promotable and transferable positions with the industry experience required to assume these leadership jobs. Positions from within the group 1.2, 2.1, 3.1 and 5.1 are feeder for this job group.

Source:

Factor 1 statistic is comprised of the information from the 2006-2010 American Community Survey (ACS) prepared by the Census Bureau. Factor 2 is comprised of internal feeder calculations by job title.

SAK Construction LLC
 Data as of: September 30, 2016
AVAILABILITY ANALYSIS
 41 CFR Section 60-2.14

Job Group: 2.1 Professionals

Determining Availability

FACTORS:
1 FEM/MIN W/ REQ. SKILLS RRA
2 FEM/MIN PROM & TRANSF W/IN COMPANY

VALUE	WEIGHT	FACTOR
46.3%	0.89	0.41
6.6%	0.11	0.01
FEMALE Availability		41.9%

VALUE	WEIGHT	FACTOR
27.3%	0.89	0.24
32.4%	0.11	0.04
MINORITY Availability		27.9%

Comparing Incumbency to Availability

Total in JG:	73
Total Fem:	9
FEM %:	12.3%

Total in JG:	73
Total MIN:	10
MIN %:	13.7%

Placement Goal

FEMALE GOAL :	33.5%
----------------------	--------------

MINORITY GOAL :	22.3%
------------------------	--------------

Weighted Methodology/Placement Strategies:

This job group is comprised of those professionals responsible for day-to-day operations of their work units. We will consider employees in promotable and transferable positions. Experience and educational background is required to occupy these jobs. Positions from within the group 2.1, some field managerial jobs from 1.2, 5.1 and 8.1 are feeder for this job group.

Source:

Factor 1 statistic is comprised of the information from the 2006-2010 American Community Survey (ACS) prepared by the Census Bureau. Factor 2 is comprised of internal feeder calculations by job title.

SAK Construction LLC
 Data as of: September 30, 2016
AVAILABILITY ANALYSIS
 41 CFR Section 60-2.14

Job Group: 3.1 Technicians

Determining Availability

FACTORS:

 1 FEM/MIN W/ REQ. SKILLS RRA
 2 FEM/MIN PROM & TRANSF W/IN COMPANY

VALUE	WEIGHT	FACTOR
41.1%	1.00	0.41
0.0%	0.00	0.00
FEMALE Availability		41.1%

VALUE	WEIGHT	FACTOR
11.5%	1.00	0.12
0.0%	0.00	0.00
MINORITY Availability		11.5%

Comparing Incumbency to Availability

Total in JG:	3
Total Fem:	0
FEM %:	0.0%

Total in JG:	3
Total MIN:	1
MIN %:	33.3%

Placement Goal

FEMALE GOAL : None

MINORITY GOAL : None

Weighted Methodology/Placement Strategies:

This job group is comprised of those employees who provide technical support to the different areas of the business. We will consider employees in promotable and transferable positions. Technical experience is required to assume these jobs.

Source:

Factor 1 statistic is comprised of the information from the 2006-2010 American Community Survey (ACS) prepared by the Census Bureau. Factor 2 is comprised of internal feeder calculations by job title. There are no feeder jobs.

SAK Construction LLC
 Data as of: September 30, 2016
AVAILABILITY ANALYSIS
 41 CFR Section 60-2.14

Job Group: 5.1 Administrative Support Workers

Determining Availability

FACTORS:
1 FEM/MIN W/ REQ. SKILLS RRA
2 FEM/MIN PROM & TRANSF W/IN COMPANY

VALUE	WEIGHT	FACTOR
91.4%	0.96	0.88
41.7%	0.04	0.02
FEMALE Availability		89.4%

VALUE	WEIGHT	FACTOR
10.2%	0.96	0.10
8.3%	0.04	0.00
MINORITY Availability		10.1%

Comparing Incumbency to Availability

Total in JG:	19
Total Fem:	17
FEM %:	89.5%

Total In JG:	19
Total MIN:	6
MIN %:	31.6%

Placement Goal

FEMALE GOAL :	None
----------------------	------

MINORITY GOAL :	None
------------------------	------

Weighted Methodology/Placement Strategies:

This job group is comprised of those office and clerical employees that provide all the necessary support and other key administrative functions on work locations where construction work is performed. We will consider employees in promotable and transferable positions. Positions from within the group 5.1 are feeders for this group.

Source:

Factor 1 statistic is comprised of the information from the 2006-2010 American Community Survey (ACS) prepared by the Census Bureau. Factor 2 is comprised of internal feeder calculations by job title.

SAK Construction LLC
 Data as of: September 30, 2016
AVAILABILITY ANALYSIS
 41 CFR Section 60-2.14

Trade Group: 6.1 Craft Workers Leads

Determining Availability

FACTORS:

- 1 FEM/MIN W/ REQ. SKILLS RRA
- 2 FEM/MIN PROM & TRANSF W/IN COMPANY

VALUE	WEIGHT	FACTOR
6.9%	0.53	0.04
3.4%	0.47	0.02
FEMALE Availability		5.3%

VALUE	WEIGHT	FACTOR
17.6%	0.53	0.09
37.4%	0.47	0.18
MINORITY Availability		26.9%

Comparing Incumbency to Availability

Total in JG:	49
Total Fem:	1
FEM %:	2.0%

Total in JG:	49
Total MIN:	6
MIN %:	12.2%

Placement Goal

FEMALE GOAL :	6.9%
---------------	------

MINORITY GOAL :	21.5%
-----------------	-------

Weighted Methodology/Placement Strategies:

This job group is comprised of the first level supervision individuals, highly skilled in their disciplines and have experience and education. These individuals are located at the project sites. We will consider employees in promotable and transferable positions with industry experience that is required to assume these leadership jobs. Positions from within the group 6.1 and from the groups 6.2 and 8.1 are feeders for this group.

Source:

Factor 1 statistic is comprised of Nationwide percentage goal established for Female (6.9%) and Minority participation, as established in 41 CFR Section 60-4.5, 60-4.6; Appendix E and the Technical Assistance Guide for Federal Construction Contractors 2009. Factor 2 is comprised of internal feeder calculations by job title.

SAK Construction LLC
 Data as of: September 30, 2016
AVAILABILITY ANALYSIS
 41 CFR Section 60-2.14

Trade Group: 6.2 Craft Workers

Determining Availability

FACTORS:

1 FEM/MIN W/ REQ. SKILLS RRA
 2 FEM/MIN PROM & TRANSF W/IN COMPANY

VALUE	WEIGHT	FACTOR
6.9%	0.99	0.07
4.0%	0.01	0.00
FEMALE Availability		6.9%

VALUE	WEIGHT	FACTOR
16.7%	0.99	0.17
40.0%	0.01	0.00
MINORITY Availability		16.9%

Comparing Incumbency to Availability

Total in JG:	21
Total Fem:	0
FEM %:	0.0%

Total in JG:	21
Total MIN:	1
MIN %:	4.8%

Placement Goal

FEMALE GOAL : 6.9%

MINORITY GOAL : 13.5%

Weighted Methodology/Placement Strategies:

This job group is comprised employees who work on a variety of projects having to do with specialized, technical background and experience in a variety of disciplines. We will consider employees in promotable and transferable positions. Industry experience is required to assume leadership jobs. Positions from the group 8.1 are feeders for this group.

Source:

Factor 1 statistic is comprised of Nationwide percentage goal established for Female (6.9%) and Minority participation, as established in 41 CFR Section 60-4.5, 60-4.6; Appendix E and the Technical Assistance Guide for Federal Construction Contractors 2009.

Factor 2 is comprised of internal feeder calculations by job title.

SAK Construction LLC
 Data as of: September 30, 2016
AVAILABILITY ANALYSIS
 41 CFR Section 60-2.14

Job Group: 7.1 Operatives

Determining Availability

FACTORS:
1 FEM/MIN W/ REQ. SKILLS RRA
2 FEM/MIN PROM & TRANSF W/IN COMPANY

VALUE	WEIGHT	FACTOR
6.9%	1.00	0.07
0.0%	0.00	0.00
FEMALE Availability		6.9%

VALUE	WEIGHT	FACTOR
16.7%	1.00	0.17
0.0%	0.00	0.00
MINORITY Availability		16.7%

Comparing Incumbency to Availability

Total in JG:	20
Total Fem:	1
FEM %:	5.0%

Total in JG:	20
Total MIN:	6
MIN %:	30.0%

Placement Goal

FEMALE GOAL :	6.90%
----------------------	--------------

MINORITY GOAL :	None
------------------------	-------------

Weighted Methodology/Placement Strategies:

This job group is comprised of operators and drivers who are responsible for the company's fleet and the operation of heavy machinery. We will consider employees in promotable and transferable positions with experience and with the minimum requirements. Position *Operator - 2nd Year Apprentice* from within the group is a feeder position.

Source:

Factor 1 statistic is comprised of Nationwide percentage goal established for Female (6.9%) and Minority participation, as established in 41 CFR Section 60-4.5, 60-4.6; Appendix E and the Technical Assistance Guide for Federal Construction Contractors 2009. Factor 2 is comprised of internal feeder calculations by job title.

SAK Construction LLC
 Data as of: September 30, 2016
AVAILABILITY ANALYSIS
 41 CFR Section 60-2.14

Job Group: 8.1 Laborers and Helpers

Determining Availability

FACTORS:
1 FEM/MIN W/ REQ. SKILLS RRA
2 FEM/MIN PROM & TRANSF W/IN COMPANY

VALUE	WEIGHT	FACTOR
6.9%	0.99	0.07
0.0%	0.01	0.00
FEMALE Availability		6.8%

VALUE	WEIGHT	FACTOR
17.5%	0.99	0.17
0.0%	0.01	0.00
MINORITY Availability		17.3%

Comparing Incumbency to Availability

Total in JG:	188
Total Fem:	7
FEM %:	3.7%

Total in JG:	188
Total MIN:	74
MIN %:	39.4%

Placement Goal

FEMALE GOAL :	6.9%
----------------------	-------------

MINORITY GOAL :	None
------------------------	-------------

Weighted Methodology/Placement Strategies:

This job group is comprised of those individuals that assist the different crafts and performs their work on a variety of projects. We will consider employees in promotable and transferable positions and with the minimum requirements. Positions Shop Laborer from within the group is a feeder position.

Source:

Factor 1 statistic is comprised of Nationwide percentage goal established for Female (6.9%) and Minority participation, as established in 41 CFR Section 60-4.5, 60-4.6; Appendix E and the Technical Assistance Guide for Federal Construction Contractors 2009.

Factor 2 is comprised of internal feeder calculations by job title.

SAK Construction LLC
 Data as of: September 30, 2016
AVAILABILITY ANALYSIS
 41 CFR Section 60-2.14

Job Group: 9.1 : Service Workers

Determining Availability

FACTORS:
1 FEM/MIN W/ REQ. SKILLS RRA
2 FEM/MIN PROM & TRANSF W/IN COMPANY

VALUE	WEIGHT	FACTOR
6.9%	1.00	0.07
0.0%	0.00	0.00
FEMALE Availability		6.9%

VALUE	WEIGHT	FACTOR
14.7%	1.00	0.15
0.0%	0.00	0.00
MINORITY Availability		14.7%

Comparing Incumbency to Availability

Total in JG:	1
Total Fem:	0
FEM %:	0.00%

Total in JG:	1
Total MIN:	0
MIN %:	0.0%

Placement Goal

FEMALE GOAL :	6.9%
----------------------	-------------

MINORITY GOAL :	None
------------------------	-------------

Weighted Methodology/Placement Strategies:

This job group is comprised with employees that provide maintenance to the facilities. Since this is an entry level job, we will consider candidates with the minimum requirements to occupy the position.

Source:

Factor 1 statistic is comprised of Nationwide percentage goal established for Female (6.9%) and Minority participation, as established in 41 CFR Section 60-4.5, 60-4.6; Appendix E and the Technical Assistance Guide for Federal Construction Contractors 2009.

Factor 2 is comprised of internal feeder calculations by job title. There are no feeder jobs, entry level position.

SAK Construction

Data as of: September 30, 2016

Utilization Summary and Placement Goals

41 CFR Section 60-2.15, 2.16

Job Group	Total Empl	Female				Minority				80% Rule			
		Empl	Utilization	Availability	Under	Under by	Empl	Utilization	Availability	Under	Under by	Female	Minority
					Yes	1				No	2	21.1%	18.4%
1.1 Exec/Senior Level Off & Mgr	13	1	7.7%	21.1%	Yes	1	2	15.4%	7.0%	No	21.1%		
1.2 First/Mid-Level Management	28	3	10.7%	21.1%	Yes	2	3	10.7%	18.4%	Yes	21.1%	18.4%	
2.1 Professionals	73	9	12.3%	33.5%	Yes	15	10	13.7%	22.3%	Yes	33.5%	22.3%	
3.1 Technicians	3	0	0.0%	32.9%	No		1	33.3%	9.2%	No			
5.1 Administrative Support Workers	19	17	89.5%	71.5%	No		6	31.6%	8.1%	No			

Trade Group	Total Empl	Female				Minority				80% Rule			
		Empl	Utilization	Availability	Under	Under by	Empl	Utilization	Availability	Under	Under by	Female	Minority
					Yes	1 <th></th> <th></th> <th></th> <th>Yes <th>4 <td>6.9%</td> <td>21.5%</td> </th></th>				Yes <th>4 <td>6.9%</td> <td>21.5%</td> </th>	4 <td>6.9%</td> <td>21.5%</td>	6.9%	21.5%
6.1 Craft Workers Leads	49	1	2.0%	6.9%	Yes	1	6	12.2%	21.5%	Yes	6.9%	21.5%	
6.2 Craft Workers	21	0	0.0%	6.9%	Yes	1	1	4.8%	13.5%	Yes	6.9%	13.5%	
7.1 Operatives	20	1	5.0%	6.9%	No		6	30.0%	13.4%	No			
8.1 Laborers and Helpers	188	7	3.7%	6.9%	Yes	3	74	39.4%	13.8%	No			
9.1 Service Workers	1	0	0.0%	6.9%	No		0	0.0%	11.8%	No			

SAK Construction
 Data as of: September 30, 2016
Factor 2 - Internal Availability by Gender
 Section 60-2.14

JG Code	Job Group / Job Title	Feeder Job Title	Feed JG	Total	Fem
1.1	Exec/Senior Level Off & Mgr				5.7%
	Chairman	No Feeder			
	Chief Financial Officer	Corporate Controller	1.2	1	0
	IT Director	IT Manager	1.2	1	0
	President	No Feeder			
	Safety Director	Senior Safety Manager	1.2	1	0
		Safety Manager	2.1	4	0
	Senior Project Manager	Project Manager	2.1	16	1
	Sr VP of Govt Relations	No Feeder			
	Vice President Business Dev	Business Development	2.1	5	0
	Vice President General Manager	Senior Project Manager	1.1	3	0
		Vice President Operations	1.1	1	0
		Operations Manager	1.2	2	0
	Vice President Human Resources	Human Resources Manager	1.2	1	1
	Vice President Operations	* Senior Project Manager	1.1		
		* Project Manager	2.1		
1.1 Total				35	2
1.2	First/Mid-Level Management				5.0%
	Accounting Manager	Senior Accountant	2.1	1	1
	Corporate Controller	Accounting Manager	1.2	1	1
	Electrical Operations Manager	Electrical Technician	3.1	1	0

SAK Construction
 Data as of: September 30, 2016
Factor 2 - Internal Availability by Gender
 Section 60-2.14

JG Code	Job Group / Job Title	Feeder Job Title	Feed JG	Total	Fem
	Facilities Manager	No Feeder			
	Fleet/Equipment Manager	Equipment Administrator	5.1	1	0
	General Manager Atlantic Region	Operations Manager	1.2	2	0
		Project Manager	2.1	16	1
	General Manager Central Region	* Operations Manager	1.2		
		* Project Manager	2.1		
	General Manager Pacific Region	* Operations Manager	1.2		
		* Project Manager	2.1		
	General Manager Southeast Region	* Operations Manager	1.2		
		* Project Manager	2.1		
	General Superintendent	* Project Superintendent	1.2		
		Rehab Superintendent	6.1	16	1
	Human Resources Manager	No Feeder			
	IT Manager	No Feeder			
	Maintenance Supervisor	No Feeder			
	Operations Manager	* General Superintendent	1.2		
		* Project Superintendent	1.2		
		* Project Manager	2.1		
	Payroll Manager	Payroll Specialist	5.1	1	1
	Project Superintendent	Rehab Foreman	6.1	17	0
		Tunnel Foreman	6.1	5	0
		Rehab Laborer	8.1	98	3
		Tunnel Laborer	8.1	70	4

SAK Construction
 Data as of: September 30, 2016
Factor 2 - Internal Availability by Gender
 Section 60-2.14

JG Code	Job Group / Job Title	Feeder Job Title	Feed JG	Total	Fem
	Senior Safety Manager	Safety Manager	2.1	4	0
		Safety Field Representative	2.1	1	0
	Shop Superintendent	No Feeder			
	Wet Out Manager	Wet Out Foreman	6.1	2	0
		Wet Out Technician	8.1	6	0
1.2 Total				242	12
2	Professionals				6.6%
	Assistant Project Manager	Field Engineer	2.1	10	2
		Project Engineer	2.1	5	0
	Business Development	No Feeder			
	Camera/Robot Specialist	TV Tech Laborer	6.2	9	0
	Construction Manager	Project Superintendent	1.2	3	0
	Contracts Manager	Subcontract Accountant	2.1	1	1
	DOT Specialist	No Feeder			
	Field Engineer	Rehab Foreman	6.1	17	0
		Rehab Laborer	8.1	98	3
	Field Safety Manager	* Rehab Foreman	6.1		
	Human Resources Recruiter				
	Lead Estimator	Rehab Estimator	2.1	4	1
		Tunnel Estimator	2.1	1	0
	Marketing Manager	Sales & Marketing Coordinator	5.1	1	1

SAK Construction
 Data as of: September 30, 2016
Factor 2 - Internal Availability by Gender
 Section 60-2.14

JG Code	Job Group / Job Title	Feeder Job Title	Feed JG	Total	Fem
	Project Engineer	Intern (Vacant)			
	Project Manager	General Superintendent	1.2	7	0
		* Project Superintendent	1.2		
	Purchasing Manager	No Feeder			
	Quality Control Manager	No Feeder			
	Rehab Estimator	Estimating Coordinator	5.1	1	1
		Rehab Superintendent	6.1	16	1
	Report Writer/SSRS Developer	No Feeder			
	Safety Field Representative	No Feeder			
	Safety Manager	* Project Superintendent	1.2		
		Operator	7.1	10	0
		* Rehab Foreman	6.1		
		* Rehab Laborer	8.1		
		Tunnel Laborer	8.1	70	4
	Safety Specialist	No Feeder			
	Senior Accountant	Staff Accountant	2.1	1	0
		Accounts Payable Specialist	5.1	2	2
		Accountant (Vacant)	5.1		
	Software Development Manager	No Feeder			
	Staff Accountant	No Feeder			
	Subcontract Accountant	Accounts Receivable Specialist	5.1	1	1
		* Accounts Payable Specialist	5.1		
	Tunnel Estimator	No Feeder			

SAK Construction
 Data as of: September 30, 2016
Factor 2 - Internal Availability by Gender
 Section 60-2.14

JG Code	Job Group / Job Title	Feeder Job Title	Feed JG	Total	Fem
	Tunnel Surveyor	No Feeder			
	TV/Robot Lead	* TV Tech Laborer	6.2		
2.1 Total				257	17
3.1	Technicians				0.0%
	Electrical Technician	No Feeder			
	IT Support Analyst	No Feeder			
	Mechanical Draftsman	No Feeder			
	Video Analyst	No Feeder			
3 Total				0	0
5.1	Admin Support Workers				41.7%
	Accounts Payable Specialist	Receptionist	5.1	2	2
	Accounts Receivable Specialist	* Receptionist	5.1		
	Equipment Administrator	Shop Laborer	8.1	7	0
	Estimating Coordinator	No Feeder			
	Human Resources Assistant	Office Administrator	5.1	2	2
	Office Administrator	Office Assistant	5.1	1	1
	Office Assistant	* Receptionist	5.1		
	Operations Administrator	* Receptionist	5.1		
	Payroll Administrator	No Feeder			

SAK Construction
 Data as of: September 30, 2016
Factor 2 - Internal Availability by Gender
 Section 60-2.14

JG Code	Job Group / Job Title	Feeder Job Title	Feed JG	Total	Fem
	Payroll Specialist	No Feeder			
	Receptionist	No Feeder			
	Safety Administrator	No Feeder			
	Sales & Marketing Coordinator	No Feeder			
	Senior Administrative Assist	* Office Administrator	5.1		
5 Total				12	5
6.1	Craft Workers Leads				3.4%
	Lateral Foreman	TV Tech Laborer	6.2	9	0
	Lateral Superintendent	Lateral Foreman	6.1	1	0
	Rehab Foreman	Rehab Laborer	8.1	98	3
	Rehab Superintendent	Rehab Foreman	8.1	17	0
		* Rehab Laborer	8.1		
	Tunnel Foreman	Tunnel Laborer	8.1	70	4
	Tunnel Superintendent	Tunnel Foreman	6.1	5	0
	Wet Out Foreman	Wet Out Technician	8.1	6	0
	Working Foreman	* Rehab Laborer	8.1		
	Yard Supervisor	No Feeder			
6.1 Total				206	7
6.2	Craft Workers				4.0%
	Lead Miner	No Feeder			

SAK Construction
 Data as of: September 30, 2016
Factor 2 - Internal Availability by Gender
 Section 60-2.14

JG Code	Job Group / Job Title	Feeder Job Title	Feed JG	Total	Fem
	Magazine/Explosives Keeper	No Feeder			
	Mechanic	No Feeder			
	Shop Machinist	No Feeder			
	Shop Metal Fabricator	No Feeder			
	Tunnel Equipment Specialist	Tunnel Laborer	8.1	70	4
	TV Tech Laborer	Rehab Laborer	8.1	98	3
		Shop Laborer	8.1	7	0
	Welder	No Feeder			
6.2 Total				175	7
7.1	Operatives				0.0%
	Driver	No Feeder			
	Operator	No Feeder			
	Operator - 2nd Year Apprentice	No Feeder			
	Operator - 3rd Year Apprentice	Operator - 2nd Year Apprentice	7.1	1	0
	Operator - Tunnel Boring Mach.	No Feeder			
7.1 Total				1	0
8.1	Laborers and Helpers				0.0%
	Project Assistant	No Feeder			
	Rehab Laborer	Shop Laborer	8.1	6	0

SAK Construction
 Data as of: September 30, 2016
Factor 2 - Internal Availability by Gender
 Section 60-2.14

JG Code	Job Group / Job Title	Feeder Job Title	Feed JG	Total	Fem
	Shop Laborer	No Feeder			
	Shop Parts Runner	No Feeder			
	SPR Laborer	No Feeder			
	Tunnel Laborer	No Feeder			
	Wet Out Technician	No Feeder			
8.1 Total				6	0

SAK Construction
 Data as of: September 30, 2015
Factor 2 - Internal Availability by Minority
 Section 60-2.14

JG Code	Job Group / Job Title	Feeder Job Title	Feed JG	Total	Minority
1.1	Exec/Senior Level Off & Mgr				8.6%
	Chairman	No Feeder			
	Chief Financial Officer	Corporate Controller	1.2	1	0
	IT Director	IT Manager	1.2	1	0
	President	No Feeder			
	Safety Director	Senior Safety Manager	1.2	1	0
		Safety Manager	2.1	4	0
	Senior Project Manager	Project Manager	2.1	16	2
	Sr VP of Govt Relations	No Feeder			
	Vice President Business Dev	Business Development	2.1	5	1
	Vice President General Manager	Senior Project Manager	1.1	3	0
		Vice President Operations	1.1	1	0
		Operations Manager	1.2	2	0
	Vice President Human Resources	Human Resources Manager	1.2	1	0
	Vice President Operations	* Senior Project Manager	1.1		
		* Project Manager	2.1		
1.1 Total				35	3
1.2	First/Mid-Level Management				33.1%
	Accounting Manager	Senior Accountant	2.1	1	1
	Corporate Controller	Accounting Manager	1.2	1	0
	Electrical Operations Manager	Electrical Technician	3.1	1	0

SAK Construction
 Data as of: September 30, 2015
Factor 2 - Internal Availability by Minority
 Section 60-2.14

JG Code	Job Group / Job Title	Feeder Job Title	Feed JG	Total	Minority
	Facilities Manager	No Feeder			
	Fleet/Equipment Manager	Equipment Administrator	5.1	1	0
	General Manager Atlantic Region	Operations Manager	1.2	2	0
		Project Manager	2.1	16	2
	General Manager Central Region	* Operations Manager	1.2		
		* Project Manager	2.1		
	General Manager Pacific Region	* Operations Manager	1.2		
		* Project Manager	2.1		
	General Manager Southeast Region	* Operations Manager	1.2		
		* Project Manager	2.1		
	General Superintendent	* Project Superintendent	1.2		
		Rehab Superintendent	6.1	16	0
	Human Resources Manager	No Feeder			
	IT Manager	No Feeder			
	Maintenance Supervisor	No Feeder			
	Operations Manager	* General Superintendent	1.2		
		* Project Superintendent	1.2		
		* Project Manager	2.1		0
	Payroll Manager	Payroll Specialist	5.1	1	0
	Project Superintendent	Rehab Foreman	6.1	17	3
		Tunnel Foreman	6.1	5	3
		Rehab Laborer	8.1	98	39
		Tunnel Laborer	8.1	70	31

SAK Construction
 Data as of: September 30, 2015
Factor 2 - Internal Availability by Minority
 Section 60-2.14

JG Code	Job Group / Job Title	Feeder Job Title	Feed JG	Total	Minority
	Senior Safety Manager	Safety Manager	2.1	4	0
		Safety Field Representative	2.1	1	0
	Shop Superintendent	No Feeder			
	Wet Out Manager	Wet Out Foreman	6.1	2	0
		Wet Out Technician	8.1	6	1
1.2 Total				242	80
2	Professionals				32.4%
	Assistant Project Manager	Field Engineer	2.1	10	2
		Project Engineer	2.1	5	0
	Business Development	No Feeder			
	Camera/Robot Specialist	TV Tech Laborer	6.2	9	0
	Construction Manager	Project Superintendent	1.2	3	1
	Contracts Manager	Subcontract Accountant	2.1	1	0
	DOT Specialist	No Feeder			
	Field Engineer	Rehab Foreman	6.1	17	3
		Rehab Laborer	8.1	98	39
	Field Safety Manager	* Rehab Foreman	6.1		
	Human Resources Recruiter	No Feeder			
	Lead Estimator	Rehab Estimator	2.1	4	1
		Tunnel Estimator	2.1	1	0
	Marketing Manager	Sales & Marketing Coordinator	5.1	1	0

SAK Construction
 Data as of: September 30, 2015
Factor 2 - Internal Availability by Minority
 Section 60-2.14

JG Code	Job Group / Job Title	Feeder Job Title	Feed JG	Total	Minority
	Project Engineer	Intern (Vacant)			
	Project Manager	General Superintendent	1.2	7	0
		* Project Superintendent	1.2		
	Purchasing Manager	No Feeder			
	Quality Control Manager	No Feeder			
	Rehab Estimator	Estimating Coordinator	5.1	1	0
		Rehab Superintendent	6.1	16	0
	Report Writer/SSRS Developer	No Feeder			
	Safety Field Representative	No Feeder			
	Safety Manager	* Project Superintendent	1.2		
		Operator	7.1	10	4
		* Rehab Foreman	6.1		
		* Rehab Laborer	8.1		
		Tunnel Laborer	8.1	70	31
	Safety Specialist	No Feeder			
	Senior Accountant	Accounts Payable Specialist	5.1	2	2
		Accounts Receivable Specialist	5.1	1	0
		Accountant (Vacant)	5.1		
	Software Development Manager	No Feeder			
	Staff Accountant	* Accountant (Vacant)	5.1		
	Subcontract Accountant	* Accounts Receivable Specialist	5.1		
		* Accounts Payable Specialist	5.1		
	Tunnel Estimator	No Feeder			

SAK Construction
 Data as of: September 30, 2015
Factor 2 - Internal Availability by Minority
 Section 60-2.14

JG Code	Job Group / Job Title	Feeder Job Title	Feed JG	Total	Minority
	Tunnel Surveyor	No Feeder			
	TV/Robot Lead	* TV Tech Laborer	6.2		
2.1 Total				256	83
3.1 Technicians					0.0%
	Electrical Technician	No Feeder			
	IT Support Analyst	No Feeder			
	Mechanical Draftsman	No Feeder			
	Video Analyst	No Feeder			
3 Total				0	0
5.1 Admin Support Workers					8.3%
	Accounts Payable Specialist	Receptionist	5.1	2	0
	Accounts Receivable Specialist	* Receptionist	5.1		
	Equipment Administrator	Shop Laborer	8.1	7	0
	Estimating Coordinator	No Feeder			
	Human Resources Assistant	Office Administrator	5.1	2	1
	Office Administrator	Office Assistant	5.1	1	0
	Office Assistant	* Receptionist	5.1		
	Operations Administrator	* Receptionist	5.1		
	Payroll Administrator	No Feeder			

SAK Construction
 Data as of: September 30, 2015
Factor 2 - Internal Availability by Minority
 Section 60-2.14

JG Code	Job Group / Job Title	Feeder Job Title	Feed JG	Total	Minority
	Payroll Specialist	No Feeder			
	Receptionist	No Feeder			
	Safety Administrator	No Feeder			
	Sales & Marketing Coordinator	No Feeder			
	Senior Administrative Assistant	* Office Administrator	5.1		
5 Total				12	1
6.1	Craft Workers Leads				37.4%
	Lateral Foreman	TV Tech Laborer	6.2	9	0
	Lateral Superintendent	Lateral Foreman	6.1	1	0
	Rehab Foreman	Rehab Laborer	8.1	98	39
	Rehab Superintendent	Rehab Foreman * Rehab Laborer	8.1 8.1	17	3
	Tunnel Foreman	Tunnel Laborer	8.1	70	31
	Tunnel Superintendent	Tunnel Foreman	6.1	5	3
	Wet Out Foreman	Wet Out Technician	8.1	6	1
	Working Foreman	* Rehab Laborer	8.1		
	Yard Supervisor	No Feeder			
6.1 Total				206	77
6.2	Craft Workers				40.0%
	Lead Miner	No Feeder			

SAK Construction
 Data as of: September 30, 2015
Factor 2 - Internal Availability by Minority
 Section 60-2.14

JG Code	Job Group / Job Title	Feeder Job Title	Feed JG	Total	Minority
	Magazine/Explosives Keeper	No Feeder			
	Mechanic	No Feeder			
	Shop Machinist	No Feeder			
	Shop Metal Fabricator	No Feeder			
	Tunnel Equipment Specialist	Tunnel Laborer	8.1	70	31
	TV Tech Laborer	Rehab Laborer	8.1	98	39
		Shop Laborer	8.1	7	0
	Welder	No Feeder			
6.2 Total				175	70
7.1	Operatives				0.0%

	Driver	No Feeder			
	Operator	No Feeder			
	Operator - 2nd Year Apprentice	No Feeder			
	Operator - 3rd Year Apprentice	Operator - 2nd Year Apprentice	7.1	1	0

- Utilization Analysis and Goal Placement Summary, and Goal Progress Report Title 41 CFR 60-4.2 Summary

Placement goals serve as objectives or targets reasonably attainable by means of applying every good faith effort to make all aspects of the entire affirmative action program work. Placement goals are also used to measure progress toward achieving equal employment opportunity.

What follows is the progress on the goals that had been established in the prior Affirmative Action Program (2015-16) period for females and minorities:

JOB GROUP	FEMALE HIRES/Re-HIRES INTO JOB GROUP	FEMALE PROMOTIONS INTO JOB GROUP	TOTAL PLACEMENTS INTO JOB GROUP	GOAL PLACEMENT RATE (Avail%)	ACTUAL FEMALE SELECTION RATE	ACTIVITY
1.1 Exec/Senior Level Off & Mgr	1	0	1	25.9%	100.0%	1H (F)
1.2 First/Mid-Level Management	0	0	1	33.5%	0.0%	1H (M)
2.1 Professionals	3	0	19	41.7%	15.8%	19H (3F)
6.1 Craft Workers Leads	1	0	10	6.9%	10.0%	9H (1F) 1P (M)
8.1 Laborers and Helpers	7	0	130	6.9%	5.4%	130H (7F)

H = Hires, RH = Re-Hires, P = Promotion, F = Female, M = Male

For the following groups, we had promotions within each group as follows:

- Job group 2.1 we had two male promotions from within the group.
- Trade Group 6.1 we had three male promotions from within the group.

JOB GROUP	MINORITY HIRES/Re-HIRES INTO JOB GROUP	MINORITY PROMOTIONS INTO JOB GROUP	TOTAL PLACEMENTS INTO JOB GROUP	GOAL PLACEMENT RATE (Avail%)	ACTUAL MINORITY SELECTION RATE	ACTIVITY
1.2 First/Mid-Level Management	1	0	1	12.4%	100.00%	1H (Min)
2.1 Professionals	4	0	19	18.6%	21.05%	19H (4 Min)
6.2 Craft Workers	0	0	4	16.0%	0.00%	4H (NM)

H = Hires, RH = Re-Hires, P = Promotion, Min = Minority, NM = Non-minority

We also had two promotions for non-minority from within the job group.

When a position becomes available, *SAK Construction LLC* first attempts to fill the opening through internal selection by considering qualified candidates in promotable and transferable positions; and then, with external sources. We ensure that all candidates identified receive consideration without regard to their gender and minority status.

Compensation Data Analysis
Title 41 CFR 60-2.17(b)(3)

Positions shared by Male and Female incumbents.

% Positive = Male Affected; % Negative = Female Affected

Position Title	Female Count	Salary Mean	Male Count	Salary Mean	% of Difference	Affected Group
Driver	1	27	4	23	20.93%	Male
Field Engineer	2	2,756	8	2,804	-1.72%	Female
Operations Administrator	1	33	1	23	43.79%	Male
Project Manager	1	4,521	15	5,125	-11.79%	Female
Rehab Estimator	1	4,313	3	3,457	24.76%	Male
Rehab Laborer	3	31	95	25	26.66%	Male
Rehab Superintendent	1	1,533	15	1,533	0.00%	-
Tunnel Laborer	4	28	66	33	-15.30%	Female

The salary amounts used for the preparation of this basic compensation analysis are as recorded in the list of active employees as of September 30, 2016. Salary amounts are annually based for each employee, with no other compensation included.

Positions shared by Minority and Non-Minority incumbents.

% Positive = Non-minority Affected; % Negative = Minority Affected

Position Title	Minority Count	Salary Mean	Non-minority Count	Salary Mean	% of Difference	Affected Group
Business Development	1	6,250	4	4,495	39.05%	Non-min
Driver	1	39	4	20	96.07%	Non-min
Field Engineer	2	2,396	8	2,894	-17.21%	Minority
Field Safety Manager	1	1,866	2	924	101.90%	Non-min
Mechanic	1	23	3	26	-13.65%	Minority
Office Administrator	1	20	1	22	-5.02%	Minority
Operations Administrator	1	33	1	23	43.79%	Non-min
Operator	4	21	6	28	-24.67%	Minority
Project Manager	2	4,090	14	5,230	-21.81%	Minority
Project Superintendent	1	2,850	2	3,232	-11.82%	Minority
Rehab Estimator	1	3,460	3	3,741	-7.51%	Minority
Rehab Foreman	3	29	14	28	5.62%	Minority
Rehab Laborer	39	25	59	25	0.00%	-
Senior Administrative Assistant	1	22	1	24	-9.67%	Minority
SPR Laborer	2	25	3	30	-17.03%	Minority
Tunnel Foreman	3	12	2	17	-28.46%	Minority
Tunnel Laborer	31	36	39	31	15.55%	Non-min
Wet Out Technician	1	18	5	25	-28.43%	Minority

The salary amounts used for the preparation of this basic compensation analysis are as recorded in the list of active employees as of September 30, 2016. Salary amounts are annually based for each employee, with no other compensation included.

