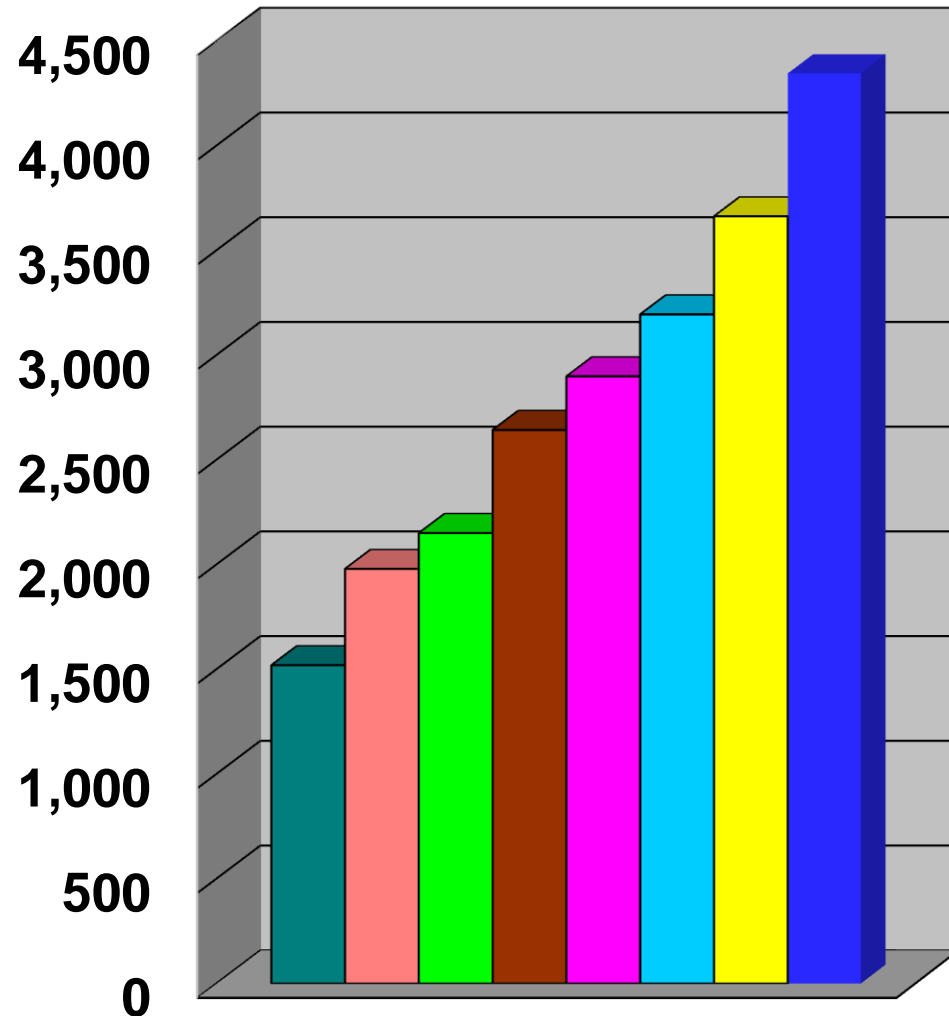


Why don't they learn English?



FCPS ENGLISH LEARNERS



Year # of Students

2005 1,520

2006 1,980

2007 2,151

2008 2,643

2009 2,899

2010 3,195

2011F 3,663

2012-S 4,346

186% increase

FCPS

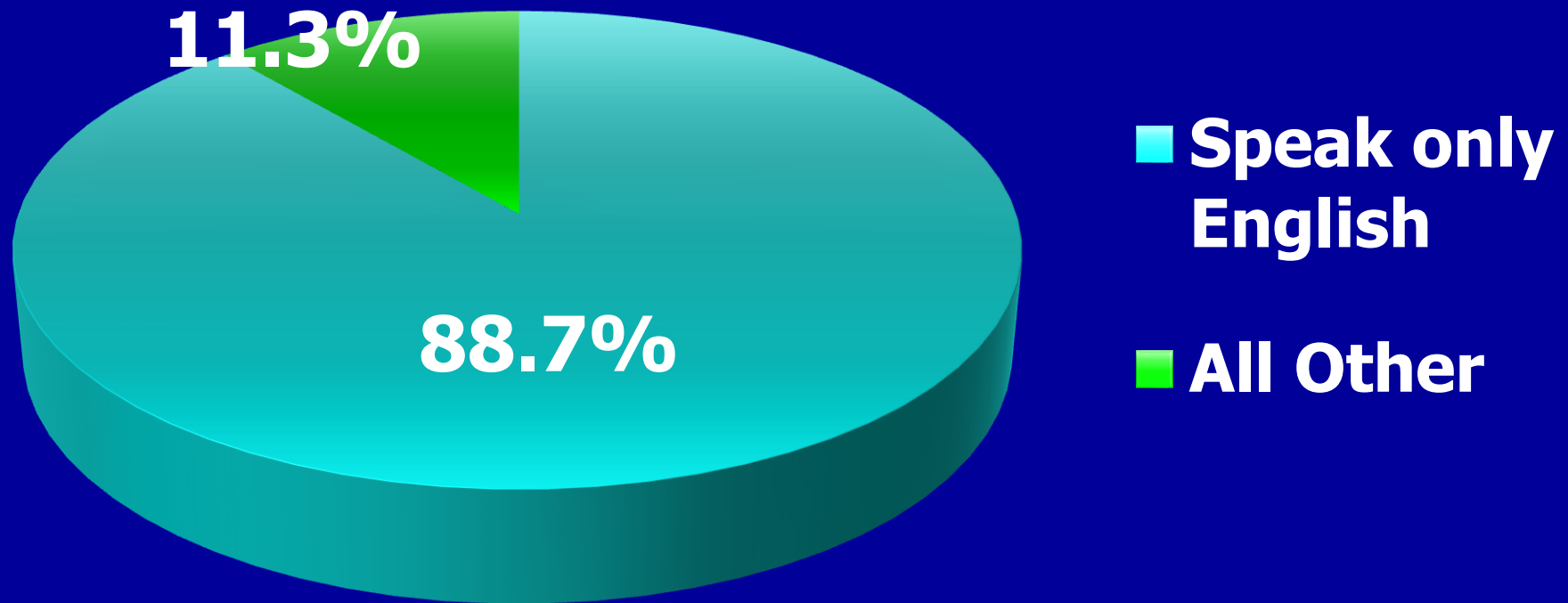
Foreign Languages spoken at home by ELL

- In **2005** ELL represented **27** languages
- In **2012** ELL speak **88** languages

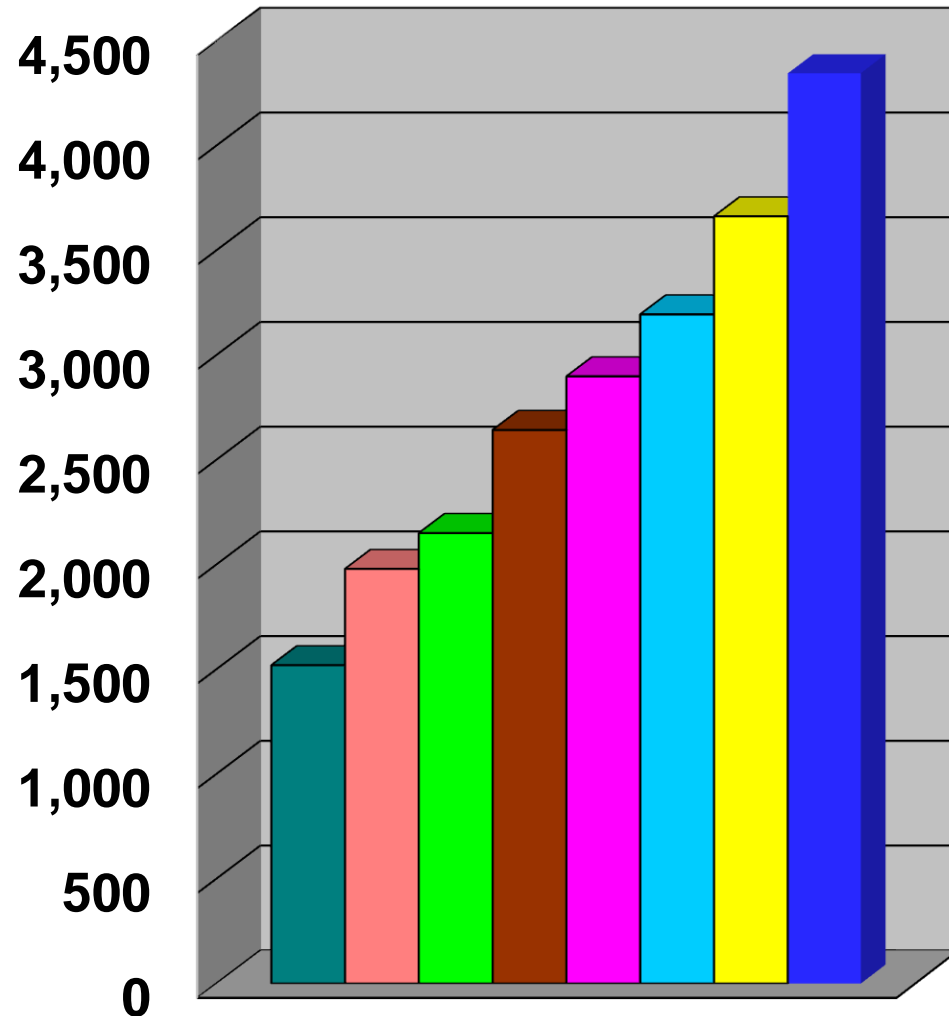
Top 10:

- | | |
|---------------------|---------------|
| 1. Spanish | 6. French |
| 2. Arabic & Chinese | 7. Korean |
| 3. Japanese | 8. Vietnamese |
| 4. Swahili | 9. Gujarati |
| 5. Nepali | 10. Russian |

English /All Other Languages Fayette County 2010 Am Com Census



FCPS ENGLISH LEARNERS



Year # of Students

2005 1,520

2006 1,980

2007 2,151

2008 2,643

2009 2,899

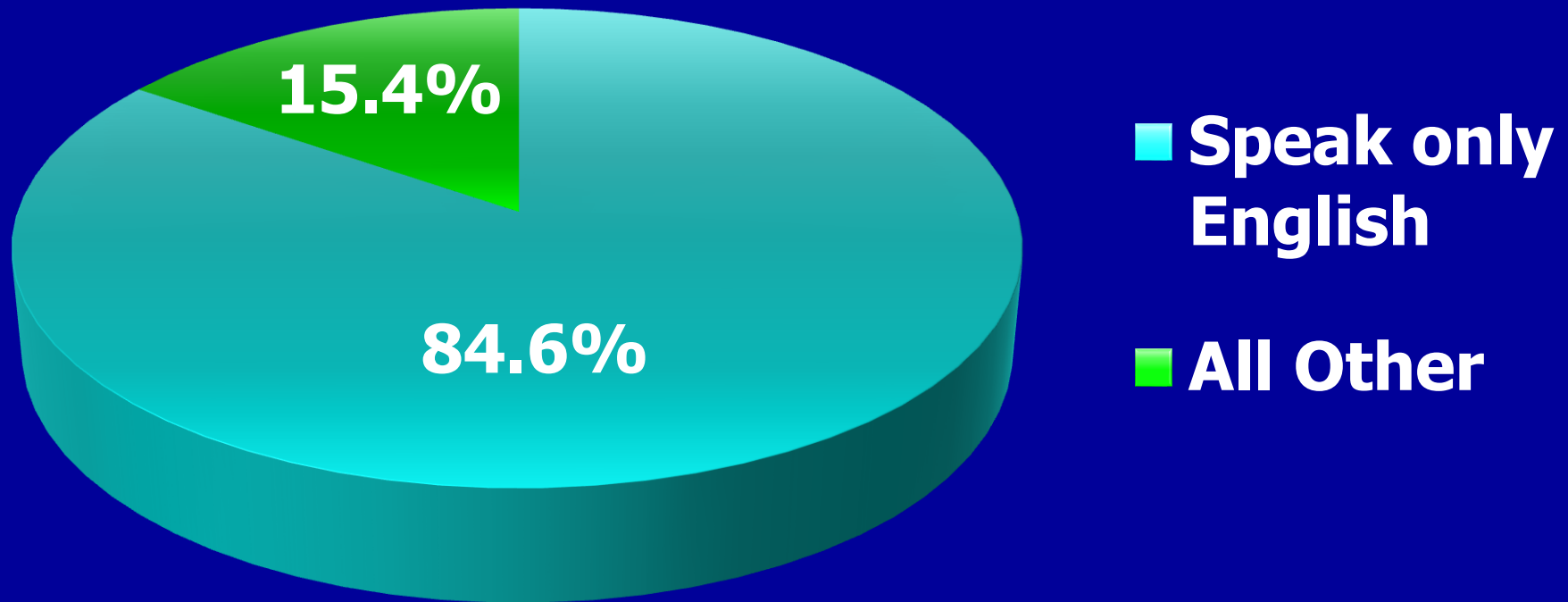
2010 3,195

2011F 3,663

2012-S 4,346

186% increase

English /All Other Languages Fayette County Public Schools 2012 ELL



TITLE VI
2012 Update

**Isabel Gereda Taylor, JD, LLM
Multicultural Affairs Coordinator
Department of Social Services
Lexington Fayette Urban County Government**

Civil Rights Act of 1964

Title VI, Section 601

No person shall on the ground of race, color, or national origin, be excluded from participation in, be denied the benefits of, or be subjected to discrimination under any program or activity receiving Federal financial assistance."

LFUCG

Compliance Report 2008

- Only 2 Divisions: Title VI policy
- **All Divisions need a Title VI plan**
- Employees need Training
- LEP encounter tracking
- Outreach includes signage
- Except for Police: no bilingual employee retention incentives
- Complaint protocol

Mayor's 2012 Title VI Cost Benefit Analysis

Federal Government provided \$45 million

- **Dept of Agriculture**
- **Dept of Homeland Security**
- **Dept of Housing and Urban Development**
- **Dept of Transportation**
- **Dept of Justice**
- **Environmental Protection Agency**
- **Dept of Health and Human Services**
- **Dept of Energy**

Mayor's 2012 Title VI Cost Benefit Analysis

6 Divisions of LFUCG spent \$62,000 on interpreters and some \$40,000 bilingual employees and translations:

- E-911**
- Police**
- LexCall**
- Social Services**
- Parks & Recreation**
- Waste**

2 Types of Language Access:

1. Interpreter (oral)

- Telephone Interpreter Services
Language Line (311/911/211)
- On-site Interpreter
multilingual employees or contract interpreters
- Sign Language Services

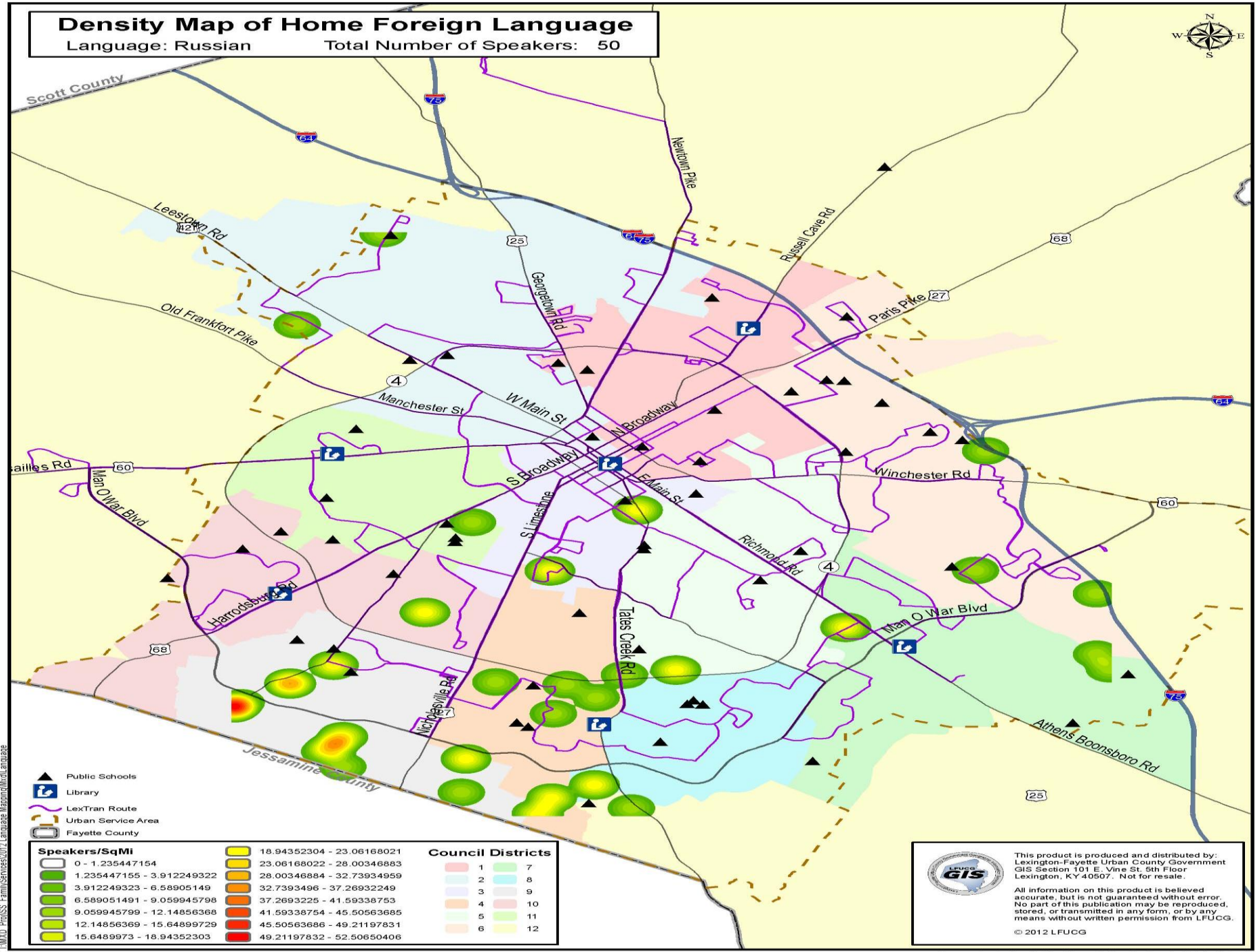
2. Translation (written)

Vital Documents/flyer translation

Density Map of Home Foreign Language

Language: Russian

Total Number of Speakers: 50



- Public Schools
- Library
- LexTran Route
- Urban Service Area
- Fayette County

Speakers/SqMi		Council Districts	
0 - 1.235447154	18.94352304 - 23.06168021	1	7
1.235447155 - 3.912249322	23.06168022 - 28.00346883	2	8
3.912249323 - 6.58905149	28.00346884 - 32.73934959	3	9
6.589051491 - 9.059945798	32.7393496 - 37.26932249	4	10
9.059945799 - 12.14856368	37.2693225 - 41.59338753	5	11
12.14856369 - 15.64899729	41.59338754 - 45.50563685	6	12
15.6489973 - 18.94352303	45.50563686 - 49.21197831		
	49.21197832 - 52.50650406		

This product is produced and distributed by:
Lexington-Fayette Urban County Government
GIS Section 101 E. Vine St, 5th Floor
Lexington, KY 40507. Not for resale.

All information on this product is believed accurate, but is not guaranteed without error. No part of this publication may be reproduced, stored, or transmitted in any form, or by any means without written permission from LFUCG.

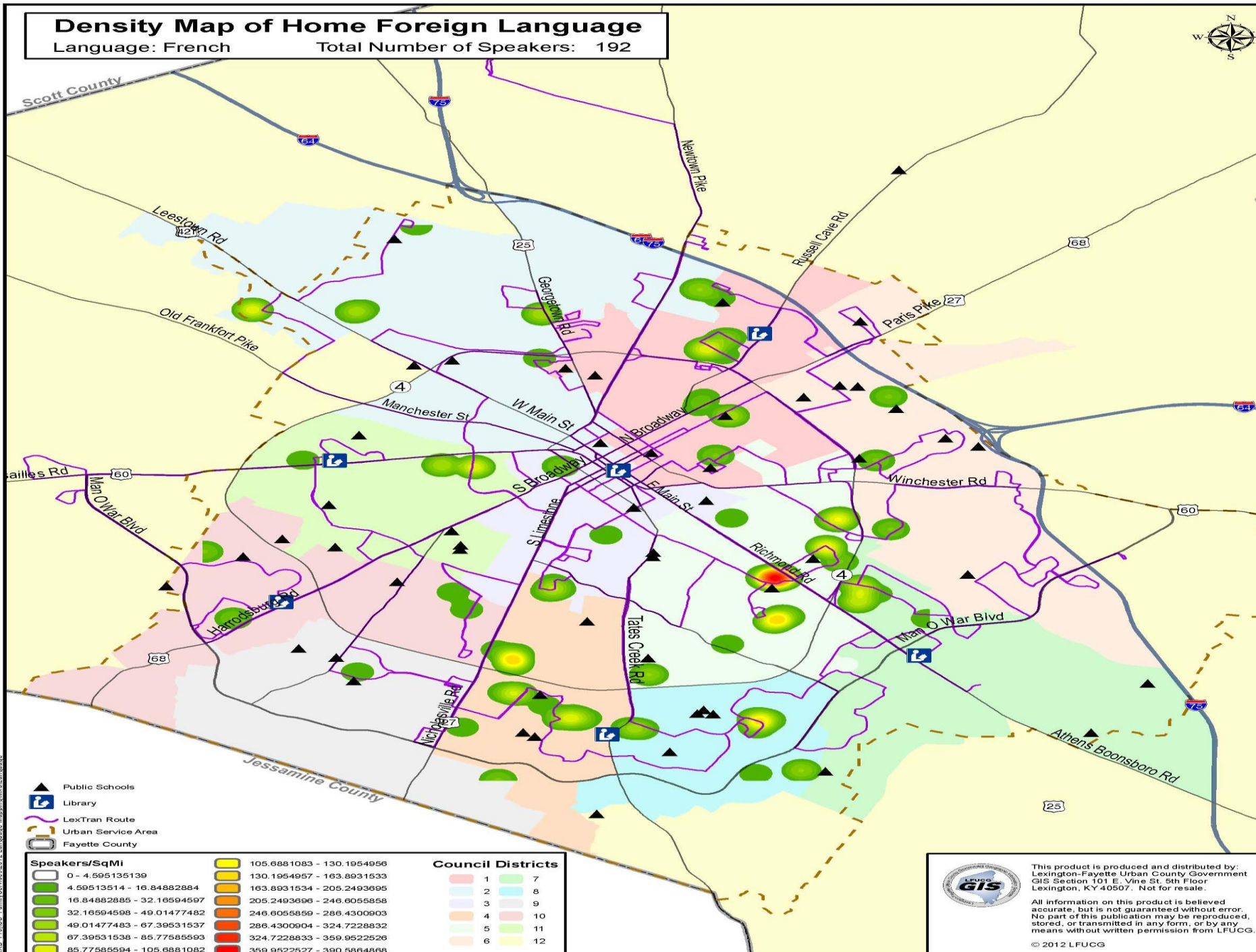
© 2012 LFUCG

TIMAD_ProfSS_Famli_Semester07F_Language_Map.mxd

Density Map of Home Foreign Language

Language: French

Total Number of Speakers: 192



Speakers/SqMi

0 - 4.595135139	4.59513514 - 16.84882884	16.84882885 - 32.16594597	32.16594598 - 49.01477482	49.01477483 - 67.39531537	67.39531538 - 85.77585593	85.77585594 - 105.6881082
-----------------	--------------------------	---------------------------	---------------------------	---------------------------	---------------------------	---------------------------

Speakers/SqMi

105.6881083 - 130.1954956	130.1954957 - 163.8931533	163.8931534 - 205.2493695	205.2493696 - 246.6055858	246.6055859 - 286.4300903	286.4300904 - 324.7228832	324.7228833 - 359.9522526	359.9522527 - 390.5864868
---------------------------	---------------------------	---------------------------	---------------------------	---------------------------	---------------------------	---------------------------	---------------------------

Council Districts

1	7
2	8
3	9
4	10
5	11
6	12

- Public Schools
- Library
- LexTran Route
- Urban Service Area
- Fayette County



This product is produced and distributed by: Lexington-Fayette Urban County Government GIS Section, 101 E. Vine St. 5th Floor Lexington, KY 40507. Not for resale.

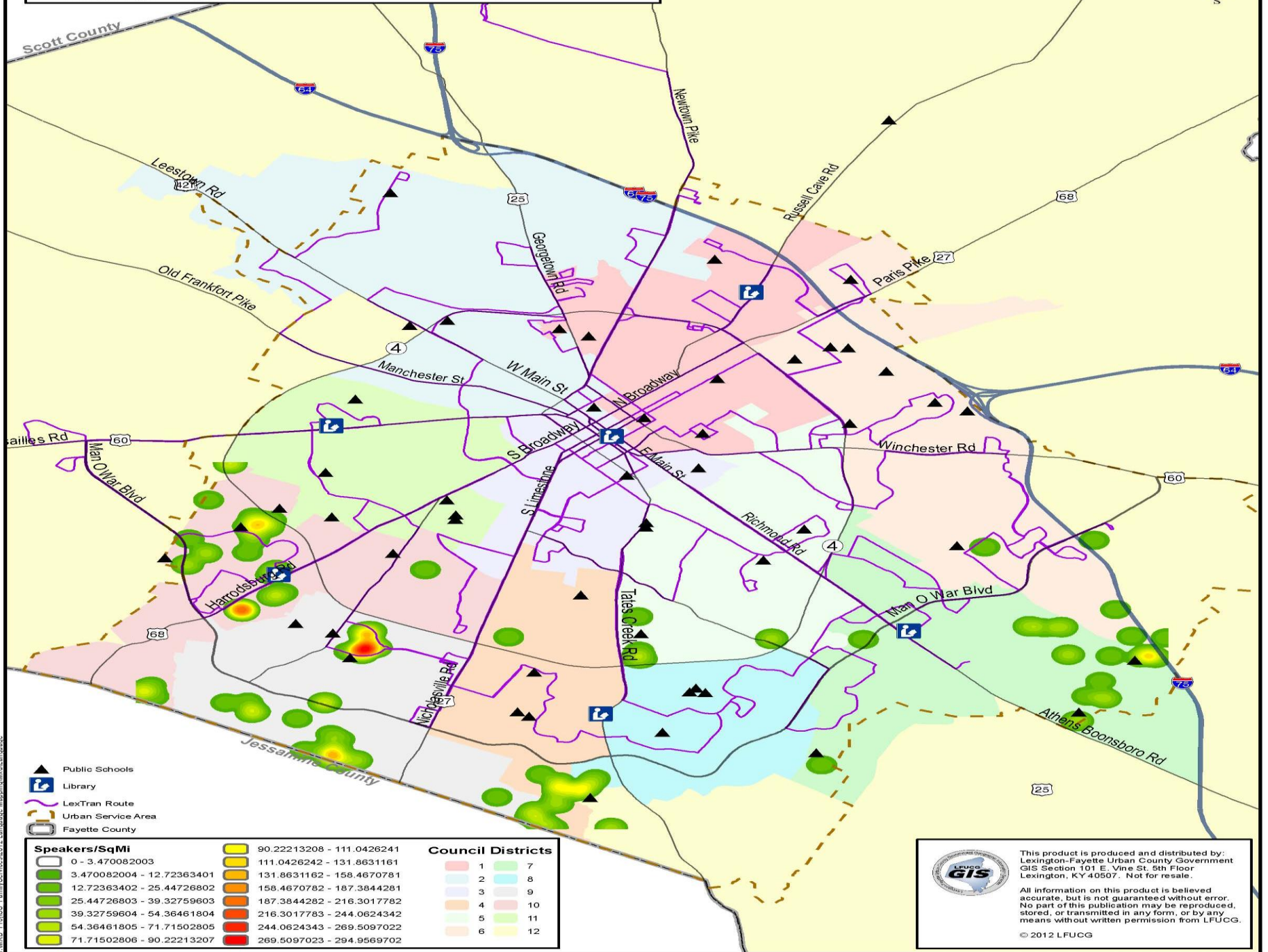
All information on this product is believed accurate, but is not guaranteed without error. No part of this publication may be reproduced, stored, or transmitted in any form, or by any means without written permission from LFUCG.

© 2012 LFUCG

Density Map of Home Foreign Language

Language: Japanese

Total Number of Speakers: 159



Speakers/SqMi		Council Districts	
0 - 3.470082003	90.22213208 - 111.0426241	1	7
3.470082004 - 12.72363401	111.0426242 - 131.8631161	2	8
12.72363402 - 25.44726802	131.8631162 - 158.4670781	3	9
25.44726803 - 39.32759603	158.4670782 - 187.3844281	4	10
39.32759604 - 54.36461804	187.3844282 - 216.3017782	5	11
54.36461805 - 71.71502805	216.3017783 - 244.0624342	6	12
71.71502806 - 90.22213207	244.0624343 - 269.5097022		
	269.5097023 - 294.9569702		

LFUCG GIS

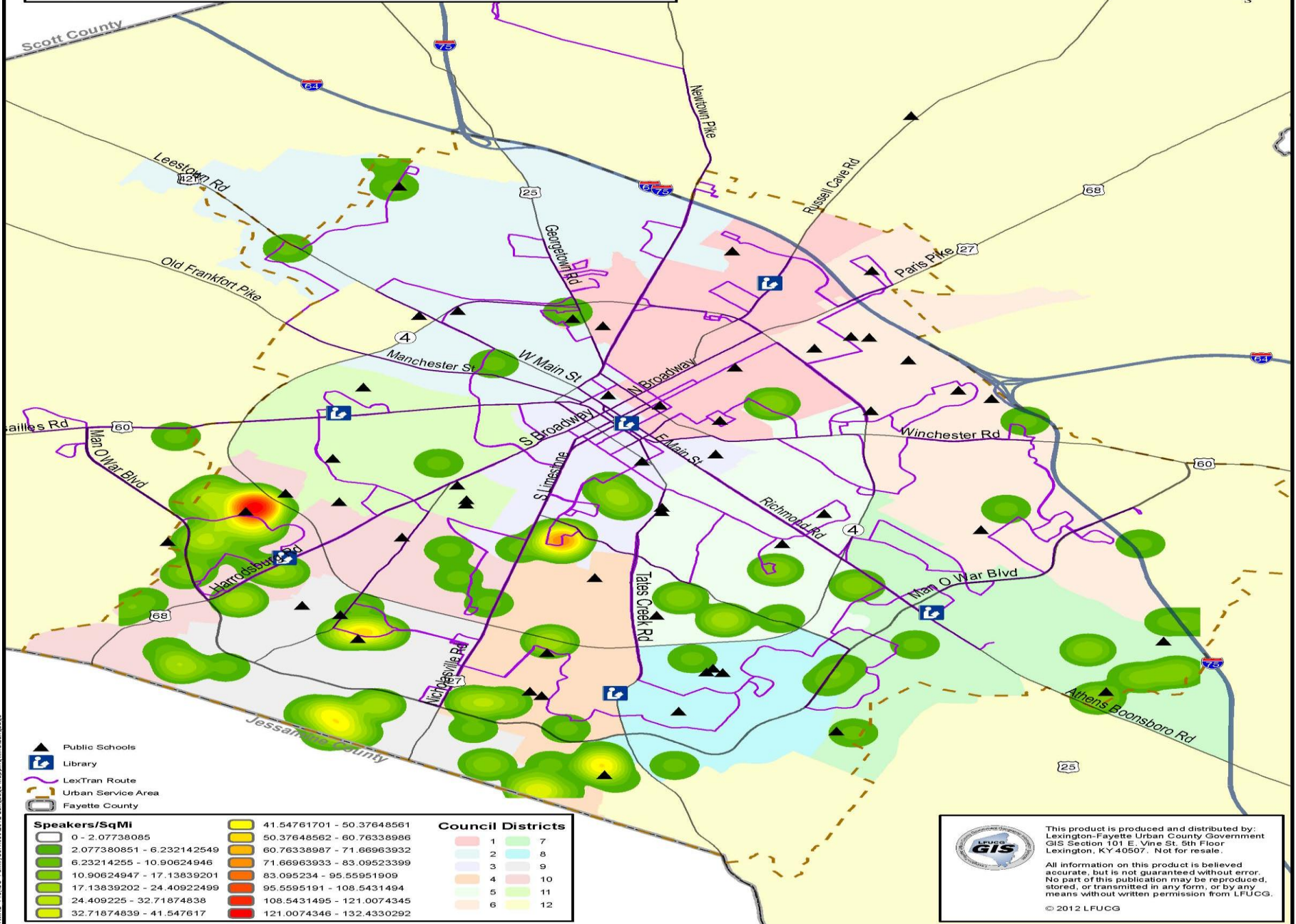
This product is produced and distributed by:
Lexington-Fayette Urban County Government
GIS Section 101 E. Vine St. 5th Floor
Lexington, KY 40507. Not for resale.

All information on this product is believed accurate, but is not guaranteed without error. No part of this publication may be reproduced, stored, or transmitted in any form, or by any means without written permission from LFUCG.

© 2012 LFUCG

Density Map of Home Foreign Language

Language: Chinese Mandarin Total Number of Speakers: 178



Speakers/SqMi		Council Districts	
0 - 2.07738085	41.54761701 - 50.37648561	1	7
2.077380851 - 6.232142549	50.37648562 - 60.76338986	2	8
6.23214255 - 10.90624946	60.76338987 - 71.66963932	3	9
10.90624947 - 17.13839201	71.66963933 - 83.09523399	4	10
17.13839202 - 24.40922499	83.095234 - 95.55951909	5	11
24.409225 - 32.71874838	95.5595191 - 108.5431494	6	12
32.71874839 - 41.547617	108.5431495 - 121.0074345		
	121.0074346 - 132.4330292		

This product is produced and distributed by:
Lexington-Fayette Urban County Government
GIS Section 101 E. Vine St, 5th Floor
Lexington, KY 40507. Not for resale.

All information on this product is believed accurate, but is not guaranteed without error. No part of this publication may be reproduced, stored, or transmitted in any form, or by any means without written permission from LFUCG.

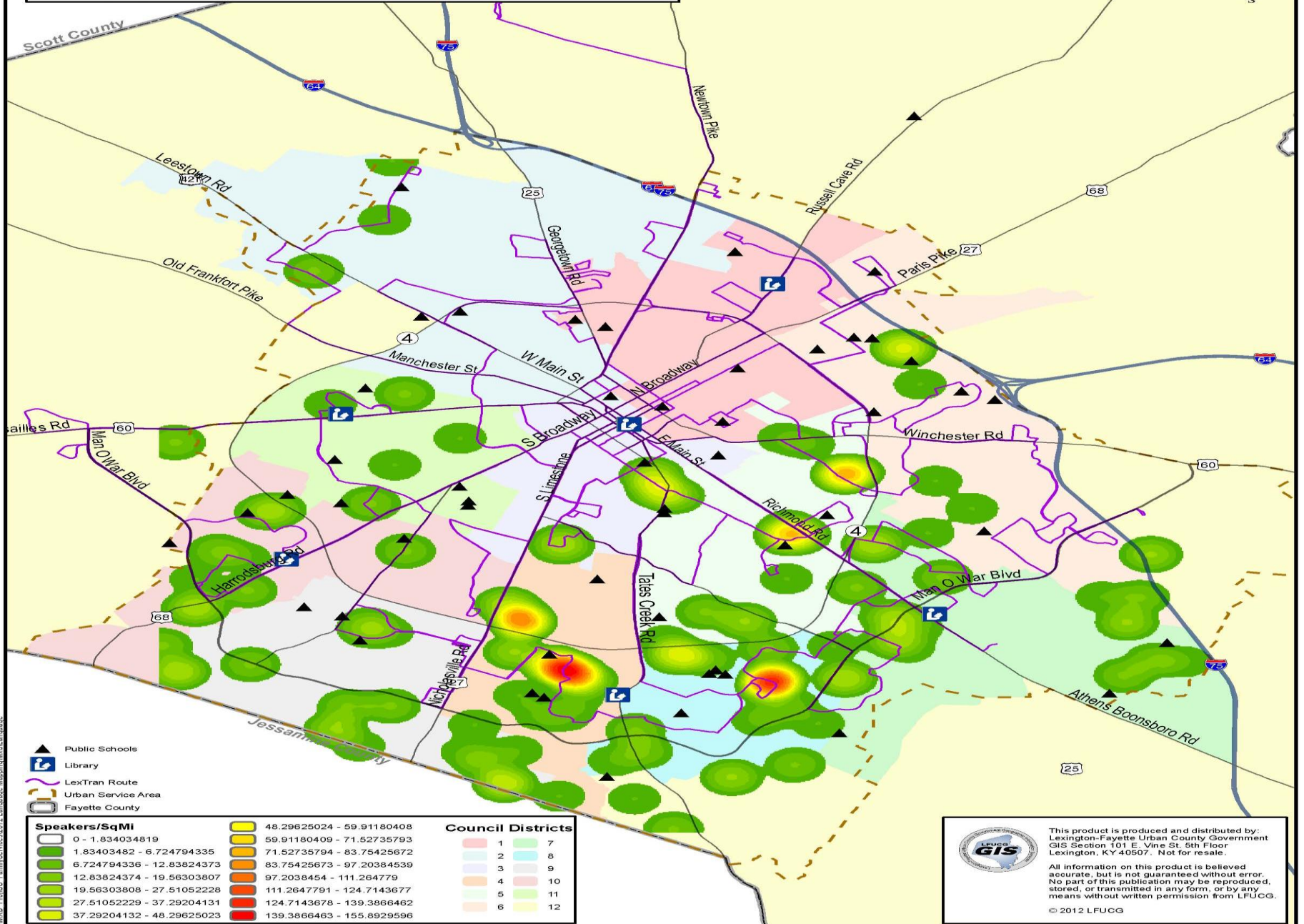
© 2012 LFUCG

T:\MAP_Proj\GIS - Family Services\GIS - Language Map\proj\mxd\Language

Density Map of Home Foreign Language

Language: Arabic

Total Number of Speakers: 268



- Public Schools
- Library
- LexTran Route
- Urban Service Area
- Fayette County

Speakers/SqMi		Council Districts	
0 - 1.834034819	48.29625024 - 59.91180408	1	7
1.83403482 - 6.724794335	59.91180409 - 71.52735793	2	8
6.724794336 - 12.83824373	71.52735794 - 83.75425672	3	9
12.83824374 - 19.56303807	83.75425673 - 97.20384539	4	10
19.56303808 - 27.51052228	97.2038454 - 111.264779	5	11
27.51052229 - 37.29204131	111.2647791 - 124.7143677	6	12
37.29204132 - 48.29625023	124.7143678 - 139.3866462		
	139.3866463 - 155.8929596		

This product is produced and distributed by:
Lexington-Fayette Urban County Government
GIS Section 101 E. Vine St, 5th Floor
Lexington, KY 40507. Not for resale.

All information on this product is believed accurate, but is not guaranteed without error. No part of this publication may be reproduced, stored, or transmitted in any form, or by any means without written permission from LFUCG.

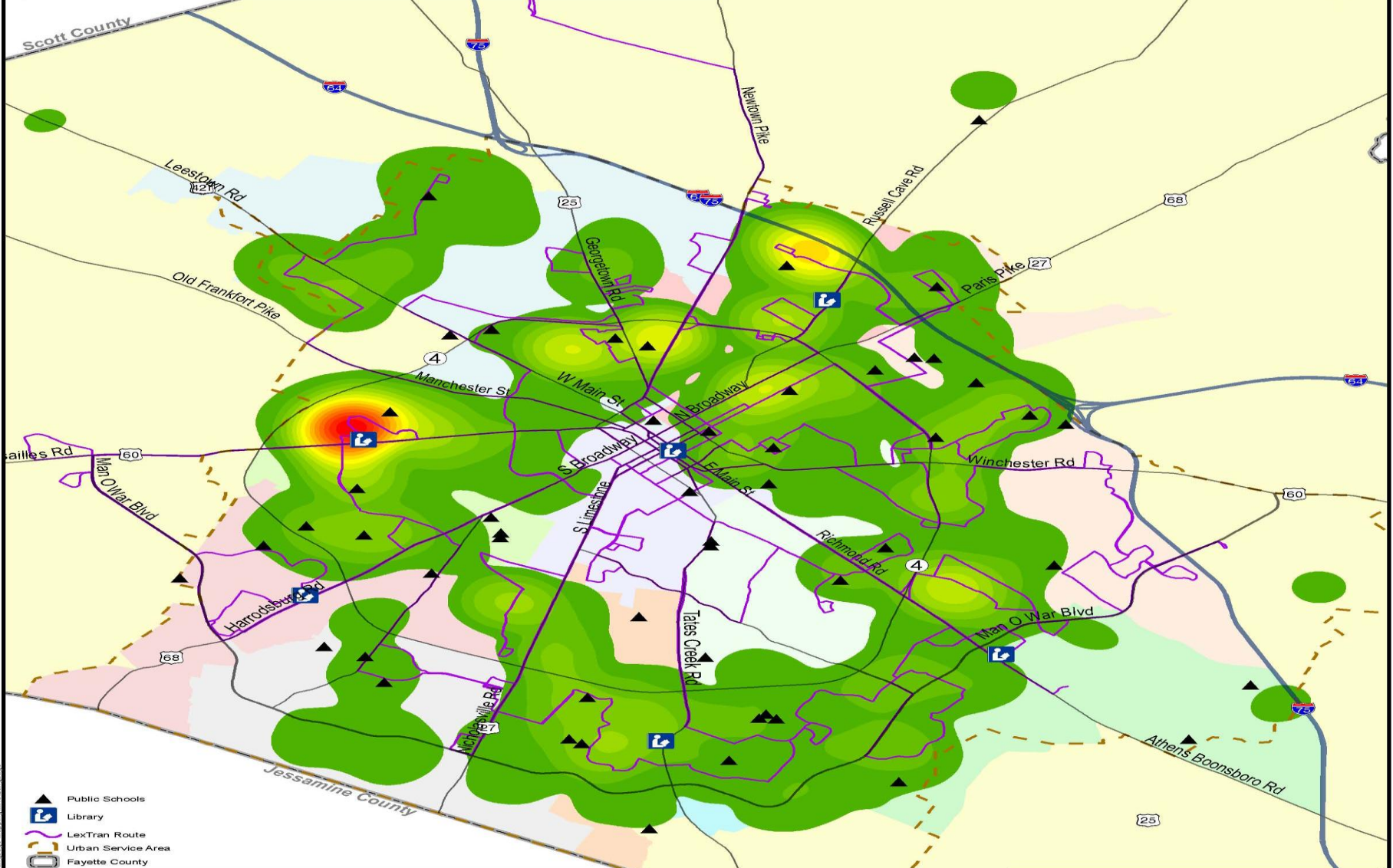
© 2012 LFUCG

TIMAD_ProfSS_FamilyServices007_Language_Mapping001ofLanguage

Density Map of Home Foreign Language

Language: Spanish

Total Number of Speakers: 3368



- Public Schools
- Library
- LexTran Route
- Urban Service Area
- Fayette County

Speakers/SqMi		Council Districts	
	0 - 8.831792854		1
	8.831792855 - 39.74306784		2
	39.74306785 - 79.48613568		3
	79.48613569 - 132.4768928		4
	132.4768929 - 194.2994428		5
	194.2994429 - 260.5378892		6
	260.5378893 - 340.0240249		7
	340.024025 - 428.3419534		8
	428.3419535 - 521.0757784		9
	521.0757785 - 622.6413962		10
	622.6413963 - 724.207014		11
	724.2070141 - 825.7726318		12
	825.7726319 - 927.3382497		
	927.3382498 - 1,028.903867		
	1,028.903868 - 1,126.053589		

This product is produced and distributed by: Lexington-Fayette Urban County Government GIS Section 101 E. Vine St. 5th Floor Lexington, KY 40507. Not for resale.

All information on this product is believed accurate, but is not guaranteed without error. No part of this publication may be reproduced, stored, or transmitted in any form, or by any means without written permission from LFUGG.

© 2012 LFUGG

TIMAD_ProfSS_FamL_Semester07_Language_Map.mxd\HomeForeignLanguage

DOJ Recommendations at www.lep.gov

- Title VI Policy and Division Plans
(Training – tracking-Complaint Protocol)
- **Human Resources provide employee training for all levels of employees that deal with the public**
- All divisions provide signage & complaint forms in their lobby areas

Isabel G Taylor, JD, LLM
Multicultural Affairs Coordinator
Department of Social Services
Tel. 258-3824
itaylor@lexingtonky.gov