

MAYOR JIM GRAY



LEXINGTON

CHARLES MARTIN
DIRECTOR
WATER QUALITY

To: Urban County Council
Abigail Allan, Council Clerk

From: Diann Williams
Administrative Specialist Principal for Remedial Measures Program

Date: May 24, 2019

Re: Change Order 4 for West Hickman Wet Weather Storage Facility RMP Project

This memorandum is to notify the Urban County Council of Change Order No. 4 for the West Hickman Wet Weather Storage Project. The result of the attached change order is a net increase of 28 calendar days to the contract final completion date. This does not change the amount of the contract.

Should you have any questions, please contact me at 425-2439.

pc: Bob Peterson, P.E., Remedial Measures Program Manager
Charles Martin, P.E., Director of Water Quality
Nancy Albright, P.E., Commissioner of Environmental Quality
Todd Slatin, Director of Purchasing
Stacey Maynard, Council Administrator
File



CHANGE ORDER

No. 4

| | |
|---------------------------------------------------------------------------------------|------------------------------------------------|
| DATE OF ISSUANCE <u>April 30, 2019</u> | EFFECTIVE DATE <u>April 30, 2019</u> |
| OWNER <u>Lexington-Fayette Urban County Government</u> | |
| CONTRACTOR <u>Judy Construction Company</u> | |
| Contract: <u>West Hickman Wet Weather Storage and Wastewater Improvements Project</u> | |
| Project: <u>West Hickman Wet Weather Storage and Wastewater Improvements Project</u> | |
| OWNER'S Contract No. <u>186-2016</u> | ENGINEER'S Contract No. <u>200-11681-15002</u> |
| ENGINEER <u>Tetra Tech, Inc.</u> | |

You are directed to make the following changes in the Contract Documents:


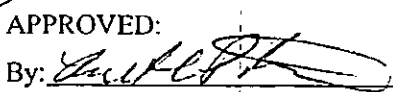

Description: See Attached Part 1 and Part 2

Reason for Change Order: Additional days included in the attached Part 2 are the result of days lost to abnormal weather conditions.

Attachments: (List documents supporting change) Part 1 – Contract Amount Changes; Part 2 – Time Extensions; Weather Days spreadsheet from Judy Construction Co.

| CHANGE IN CONTRACT PRICE: |
|-----------------------------------------------------------------------------------------------------------|
| Original Contract Price: \$ <u>61,307,000.00</u> |
| Net Increase (Decrease) from Previous Change Orders No. <u>-</u> to <u>2</u> : \$ <u>515,470.00</u> |
| Contract Price Prior to this Change Order: \$ <u>61,822,470.00</u> |
| Net Increase (Decrease) of this Change Order: \$ <u>0.00</u> |
| Contract Price with all Approved Change Orders: \$ <u>61,822,470.00</u> |

| CHANGE IN CONTRACT TIMES: |
|--------------------------------------------------------------------------------------------------------|
| Original Contract Times: <u>730 Days – August 01, 2018</u> (days or dates) |
| Net Change from Previous Change Orders No. <u>1</u> to No. <u>3</u> : <u>272</u> (days) |
| Contract Times Prior to this Change Order: <u>1002 Days – April 30, 2019</u> (days or dates) |
| Net Increase (Decrease) this Change Order: <u>28 days</u> (days) |
| Contract Times with all Approved Change Orders: <u>1,030 Days – May 28, 2019</u> (days or dates) |

| | | |
|--------------------------------------------------------------------------------------------------------------------------------------------|--------------------------------------------------------------------------------------------------------------------------------------|---------------------------------------------------------------------------------------------------------------------------------------------|
| RECOMMENDED: By:  ENGINEER (Authorized Signature) | APPROVED: By:  OWNER (Authorized Signature) | APPROVED: By:  CONTRACTOR (Authorized Signature) |
| DATE: <u>5-7-2019</u> | DATE: <u>5/20/19</u> | DATE: <u>5/7/19</u> |

Change Order No. 4
Lexington-Fayette Urban County Government
West Hickman Wet Weather Storage and Wastewater Improvements Project

April 30, 2019

Part 1 – Contract Amount Changes

There are no contract amount changes requested.

Part 2 - Time Extensions

| Item | Description | Added days |
|--------------|---------------------------------------------------------|-------------------|
| 2-1 | Extra days associated with abnormal weather conditions. | 28 |
| | | |
| TOTAL | | 120 |

NOTES:

Item 2-1

- A. Per Specification Section 00800 (12.03)(C), Judy Construction Co. has requested twenty-eight (28) days be added to the contract time due to abnormal weather conditions. The abnormal weather conditions were experienced between the dates of August 2018 and February 2019.

These data are preliminary and have not undergone final quality control by the National Climatic Data Center (NCDC). Therefore, these data are subject to revision. Final and certified climate data can be accessed at the NCDC - <http://www.ncdc.noaa.gov>.

Climatological Report (Monthly)

445
CXUS53 KLMK 011614
CLMLEX

CLIMATE REPORT
NATIONAL WEATHER SERVICE LOUISVILLE KY
1107 AM EST FRI MAR 1 2019

.....
...THE LEXINGTON KY CLIMATE SUMMARY FOR THE MONTH OF FEBRUARY 2019...

CLIMATE NORMAL PERIOD 1981 TO 2010
CLIMATE RECORD PERIOD 1872 TO 2019

| WEATHER | OBSERVED VALUE | DATE(S) | NORMAL VALUE | DEPART FROM NORMAL | LAST YEAR'S VALUE | DATE(S) |
|---------|-------------------|---------|-----------------|--------------------------|----------------------|---------|
|---------|-------------------|---------|-----------------|--------------------------|----------------------|---------|

.....
TEMPERATURE (F)

RECORD

| | | | | | | |
|----------------|------|------------|------|------|------|-------|
| HIGH | 80 | 02/20/2018 | | | | |
| | | 02/23/1996 | | | | |
| | | 01/31/2038 | | | | |
| LOW | -20 | 02/13/1899 | | | | |
| HIGHEST | 72 | 02/07 | MM | MM | 80 | 02/20 |
| LOWEST | 15 | 02/09 | MM | MM | 12 | 02/02 |
| AVG. MAXIMUM | 51.7 | | 45.6 | 6.1 | 54.1 | |
| AVG. MINIMUM | 33.4 | | 28.1 | 5.3 | 35.6 | |
| MEAN | 42.5 | | 36.9 | 5.6 | 44.9 | |
| DAYS MAX >= 90 | 0 | | 0.0 | 0.0 | 0 | |
| DAYS MAX <= 32 | 0 | | 4.0 | -4.0 | 2 | |
| DAYS MIN <= 32 | 14 | | 18.6 | -4.6 | 13 | |
| DAYS MIN <= 0 | 0 | | 0.2 | -0.2 | 0 | |

PRECIPITATION (INCHES)

RECORD

| | | | | | | |
|--------------|-------|----------------|------|------|-------|--|
| MAXIMUM | 10.13 | 2018 | | | | |
| MINIMUM | 0.52 | 1895 | | | | |
| TOTALS | 7.39 | | 3.20 | 4.19 | 10.13 | |
| DAILY AVG. | 0.26 | | 0.11 | 0.15 | 0.36 | |
| DAYS >= .01 | 13 | | 11.1 | 1.9 | 17 | |
| DAYS >= .10 | 9 | | 6.3 | 2.7 | 13 | |
| DAYS >= .50 | 5 | | 2.0 | 3.0 | 9 | |
| DAYS >= 1.00 | 2 | | 0.6 | 1.4 | 3 | |
| GREATEST | | | | | | |
| 24 HR. TOTAL | 2.04 | 02/19 TO 02/20 | | | | |

SNOWFALL (INCHES)

RECORDS

| | | | | | | |
|-----------|------|---|------|------|-----|--|
| TOTAL | 17.4 | 5 | | | | |
| | | 0 | | | | |
| TOTALS | T | | 4.6 | -4.6 | 1.3 | |
| SINCE 7/1 | 6.5 | | 11.3 | -4.8 | 7.6 | |