



LEXINGTON

Bid 129-2022 Addendum 1 Baldwin & Sours, Inc Supplier Response

Event Information

Number: Bid 129-2022 Addendum 1
Title: Traffic Signal and Control Equipment
Type: Competitive Bid
Issue Date: 10/5/2022
Deadline: 10/26/2022 02:00 PM (ET)
Notes: ONLY ONLINE BIDS WILL BE ACCEPTED FOR THIS SOLICITATION. PRICING SHOULD BE SUBMITTED ON THE LINE ITEMS TAB ONLY. PRICING WITHIN SUBMITTALS WILL NOT BE ACCEPTED AND MAY MAKE YOUR BID NON-RESPONSIVE.

PLEASE SCAN FORMS IN 1 FILE.

YOU MUST CLICK YES ON THE ATTRIBUTES TAB TO SUBMIT.

Contact Information

Contact: Jessica Allinder
Address: Central Purchasing
Government Center Building
Room 338
200 East Main Street
Lexington, KY 40507
Fax: (859) 2583322
Email: jallinder@lexingtonky.gov

Baldwin & Sours, Inc Information

Address: 5263 Trabue Road
Columbus, OH 43228
Phone: (614) 851-8800
Fax: (614) 851-0101

ONLY ONLINE BIDS WILL BE ACCEPTED! By submitting your response, you certify that you are authorized to represent and bind your company and that you agree to all bid terms and conditions as stated in the attached bid/RFP/RFQ/Quote/Auction documents.

Steve Sours

Signature

Submitted at 10/25/2022 03:38:19 PM (ET)

ssours@baldwinsours.com

Email

Response Attachments

Delivery times.docx

Delivery Times

Lexington Bid 129-2022 Bid Package Due 10-26-2022 Submittal.pdf

Submittal information

LFUCG Signed Bid Addendum & Bid Poposal 10-29-2022.pdf

Signed addendum & Bid proposal documents

Bid Attributes

1 Bid package

Have you completed and attached your bid package? This is a contractual agreement and required for all bids.

YES (YES)

Bid Lines

1 2070L Complete with everything - Base Mount Cabinet #332

Quantity: 1 UOM: EA

No Bid

2 Surge Protection Panel for 332 Controller Cabinet w/Lane Use Control

Quantity: 1 UOM: EA

No Bid

3 2070L w/Intelight Maxtime Software Complete with everything - Base Mount Cabinet #332 with Lane Use Control

Quantity: 1 UOM: EA

No Bid

4 2070L w/Intelight Maxtime Software Complete with everything - Pole Mount Cabinet #336S

Quantity: 1 UOM: EA

No Bid

5 Traffic Control Cabinet #1

Quantity: 1 UOM: EA

No Bid

6	Traffic Control Cabinet #2 Quantity: <u> 1 </u> UOM: <u>EA</u>				No Bid
7	Traffic Control Cabinet #3 Quantity: <u> 1 </u> UOM: <u>EA</u>				No Bid
8	Traffic Control Cabinet - Pole Mount # 336S Quantity: <u> 1 </u> UOM: <u>EA</u>				No Bid
9	2070L 332 Base Mount Rack/Terminal Facility Quantity: <u> 1 </u> UOM: <u>EA</u>				No Bid
10	2070L 332 Base Mount Rack/Terminal Facility for Lane Use Control Quantity: <u> 1 </u> UOM: <u>EA</u>				No Bid
11	2070L Pole Mount (336S) Rack/Terminal Facility Quantity: <u> 1 </u> UOM: <u>EA</u>				No Bid
12	Flasher Cabinet #1 Quantity: <u> 1 </u> UOM: <u>EA</u>				No Bid
13	Flasher cabinet with NEMA 3 flasher Quantity: <u> 1 </u> UOM: <u>EA</u>				No Bid
14	Time of Day Controller Cabinet Quantity: <u> 1 </u> UOM: <u>EA</u>				No Bid
15	Time Clock #1 Quantity: <u> 1 </u> UOM: <u>EA</u>				No Bid
16	Conflict Monitor: NEMA 12-channel, ENHANCED Quantity: <u> 1 </u> UOM: <u>EA</u>	Unit Price:	<input type="text" value="\$789.00"/>	Total:	<input type="text" value="\$789.00"/>
17	Conflict Monitor: Model EDI 2010 ECL, ENHANCED Quantity: <u> 1 </u> UOM: <u>EA</u>	Unit Price:	<input type="text" value="\$682.00"/>	Total:	<input type="text" value="\$682.00"/>
18	Conflict Monitor, EDI 2018 Kclip Quantity: <u> 1 </u> UOM: <u>EA</u>	Unit Price:	<input type="text" value="\$845.00"/>	Total:	<input type="text" value="\$845.00"/>
19	MonitorKey CMU Data Key Programming Tool (EDI 2018 Kclip) Quantity: <u> 1 </u> UOM: <u>EA</u>	Unit Price:	<input type="text" value="\$491.00"/>	Total:	<input type="text" value="\$491.00"/>
20	Inductive loop vehicle detector Quantity: <u> 1 </u> UOM: <u>EA</u>	Unit Price:	<input type="text" value="\$246.00"/>	Total:	<input type="text" value="\$246.00"/>
21	DC isolator, 242L with fuse Quantity: <u> 1 </u> UOM: <u>EA</u>	Unit Price:	<input type="text" value="\$58.00"/>	Total:	<input type="text" value="\$58.00"/>

2 2	Switch pack, Model 200 with indicators	Quantity: <u> 1 </u> UOM: <u>EA</u>	Unit Price: <input type="text" value="\$34.00"/>	Total: <input type="text" value="\$34.00"/>
2 3	Flasher, NEMA 3, alternate circuit, model 204	Quantity: <u> 1 </u> UOM: <u>EA</u>	Unit Price: <input type="text" value="\$34.00"/>	Total: <input type="text" value="\$34.00"/>
2 4	Automated Conflict Monitor Tester	Quantity: <u> 1 </u> UOM: <u>EA</u>	Unit Price: <input type="text" value="\$13,158.00"/>	Total: <input type="text" value="\$13,158.00"/>
2 5	LED Countdown Pedestrian Signal w/Housing (ICC)	Quantity: <u> 1 </u> UOM: <u>EA</u>	Unit Price: <input type="text" value="\$275.00"/>	Total: <input type="text" value="\$275.00"/>
2 6	LED Countdown Pedestrian Signal Module	Quantity: <u> 1 </u> UOM: <u>EA</u>	Unit Price: <input type="text" value="\$118.00"/>	Total: <input type="text" value="\$118.00"/>
2 7	LED Countdown Pedestrian Signal with Mounting Hardware Kit: International Legend	Quantity: <u> 1 </u> UOM: <u>EA</u>	Unit Price: <input type="text" value="\$398.00"/>	Total: <input type="text" value="\$398.00"/>
2 8	LED Countdown Pedestrian signal, 1-Way	Quantity: <u> 1 </u> UOM: <u>EA</u>	Unit Price: <input type="text" value="\$875.00"/>	Total: <input type="text" value="\$875.00"/>
2 9	LED Countdown Pedestrian signal, 2-way	Quantity: <u> 1 </u> UOM: <u>EA</u>	Unit Price: <input type="text" value="\$1,475.00"/>	Total: <input type="text" value="\$1,475.00"/>
3 0	Pedestal pole	Quantity: <u> 1 </u> UOM: <u>EA</u>	Unit Price: <input type="text" value="\$335.00"/>	Total: <input type="text" value="\$335.00"/>
3 1	Pedestal Base w/reinforced collar	Quantity: <u> 1 </u> UOM: <u>EA</u>	Unit Price: <input type="text" value="\$326.00"/>	Total: <input type="text" value="\$326.00"/>
3 2	Pedestal Pole, 10-foot, Painted Black	Quantity: <u> 1 </u> UOM: <u>EA</u>	Unit Price: <input type="text" value="\$385.00"/>	Total: <input type="text" value="\$385.00"/>
3 3	Pedestal Base anchor bolts, 3/4-inch x 18-inch, set of four	Quantity: <u> 1 </u> UOM: <u>EA</u>	Unit Price: <input type="text" value="\$48.00"/>	Total: <input type="text" value="\$48.00"/>
3 4	Pedestal Base anchor bolts, 3/4-inch x 26-inch, set of four	Quantity: <u> 1 </u> UOM: <u>EA</u>	Unit Price: <input type="text" value="\$178.00"/>	Total: <input type="text" value="\$178.00"/>
3 5	Pedestrian signal top bracket	Quantity: <u> 1 </u> UOM: <u>EA</u>	Unit Price: <input type="text" value="\$98.00"/>	Total: <input type="text" value="\$98.00"/>
3 6	Pedestal pole (2) way mounting brackets	Quantity: <u> 1 </u> UOM: <u>EA</u>	Unit Price: <input type="text" value="\$298.00"/>	Total: <input type="text" value="\$298.00"/>
3 7	Pedestal pole top bracket	Quantity: <u> 1 </u> UOM: <u>EA</u>	Unit Price: <input type="text" value="\$78.00"/>	Total: <input type="text" value="\$78.00"/>

38	Pedestrian Push Button Box Quantity: <u> 1 </u> UOM: <u>EA</u>				No Bid
39	Pedestrian Push Button, Rees Quantity: <u> 1 </u> UOM: <u>EA</u>				No Bid
40	Pedestrian Push Button, Bulldog Quantity: <u> 1 </u> UOM: <u>EA</u>	Unit Price:	<input type="text" value="\$95.00"/>	Total:	<input type="text" value="\$95.00"/>
41	Pedestrian Push Button with Box Quantity: <u> 1 </u> UOM: <u>EA</u>	Unit Price:	<input type="text" value="\$124.00"/>	Total:	<input type="text" value="\$124.00"/>
42	Pedestrian Push Button Assembly, 1-direction Quantity: <u> 1 </u> UOM: <u>EA</u>	Unit Price:	<input type="text" value="\$615.00"/>	Total:	<input type="text" value="\$615.00"/>
43	Pedestrian Push Button Assembly, 2-direction Quantity: <u> 1 </u> UOM: <u>EA</u>	Unit Price:	<input type="text" value="\$768.00"/>	Total:	<input type="text" value="\$768.00"/>
44	Pedestrian Push Button Sign with a Left Arrow Quantity: <u> 1 </u> UOM: <u>EA</u>	Unit Price:	<input type="text" value="\$38.00"/>	Total:	<input type="text" value="\$38.00"/>
45	Pedestrian Push Button Sign with a Right Arrow Quantity: <u> 1 </u> UOM: <u>EA</u>	Unit Price:	<input type="text" value="\$38.00"/>	Total:	<input type="text" value="\$38.00"/>
46	Pedestal Pole Cap Quantity: <u> 1 </u> UOM: <u>EA</u>	Unit Price:	<input type="text" value="\$37.00"/>	Total:	<input type="text" value="\$37.00"/>
47	Pedestrian Signal (Single) Mounting Hardware Kit Quantity: <u> 1 </u> UOM: <u>EA</u>	Unit Price:	<input type="text" value="\$139.00"/>	Total:	<input type="text" value="\$139.00"/>
48	LED Vehicle signal with Back-plate, 12-12-12 Quantity: <u> 1 </u> UOM: <u>EA</u>	Unit Price:	<input type="text" value="\$489.00"/>	Total:	<input type="text" value="\$489.00"/>
49	LED Left Turn Vehicle signal, 12-12-12 with Back-plate Quantity: <u> 1 </u> UOM: <u>EA</u>	Unit Price:	<input type="text" value="\$489.00"/>	Total:	<input type="text" value="\$489.00"/>
50	LED 5-Section Vehicle signal with Back-plate Quantity: <u> 1 </u> UOM: <u>EA</u>	Unit Price:	<input type="text" value="\$897.00"/>	Total:	<input type="text" value="\$897.00"/>
51	LED 4-Section Vehicle signal with Back-plate Quantity: <u> 1 </u> UOM: <u>EA</u>	Unit Price:	<input type="text" value="\$619.00"/>	Total:	<input type="text" value="\$619.00"/>
52	LED 4-Section FYA Vehicle signal with Back-plate Quantity: <u> 1 </u> UOM: <u>EA</u>	Unit Price:	<input type="text" value="\$619.00"/>	Total:	<input type="text" value="\$619.00"/>
53	Vehicle Signal Lens, LED Retrofit: 12-inch, Green Quantity: <u> 1 </u> UOM: <u>EA</u>	Unit Price:	<input type="text" value="\$32.00"/>	Total:	<input type="text" value="\$32.00"/>

54	Vehicle Signal Lens, LED Retrofit: 12-inch, Yellow	Quantity: <u> 1 </u> UOM: <u>EA</u>	Unit Price: <input type="text" value="\$32.00"/>	Total: <input type="text" value="\$32.00"/>
55	Vehicle Signal Lens, LED Retrofit: 12-inch, Red	Quantity: <u> 1 </u> UOM: <u>EA</u>	Unit Price: <input type="text" value="\$32.00"/>	Total: <input type="text" value="\$32.00"/>
56	Vehicle Signal Lens, LED Retrofit: 12-inch, Left Turn Green	Quantity: <u> 1 </u> UOM: <u>EA</u>	Unit Price: <input type="text" value="\$32.00"/>	Total: <input type="text" value="\$32.00"/>
57	Vehicle Signal Lens, LED Retrofit: 12-inch, Left Turn Yellow	Quantity: <u> 1 </u> UOM: <u>EA</u>	Unit Price: <input type="text" value="\$32.00"/>	Total: <input type="text" value="\$32.00"/>
58	Vehicle Signal Lens, LED Retrofit: 12-inch, Left Turn Red	Quantity: <u> 1 </u> UOM: <u>EA</u>	Unit Price: <input type="text" value="\$32.00"/>	Total: <input type="text" value="\$32.00"/>
59	LED Signal section (Red)	Quantity: <u> 1 </u> UOM: <u>EA</u>	Unit Price: <input type="text" value="\$236.00"/>	Total: <input type="text" value="\$236.00"/>
60	LED Signal Section (Yellow)	Quantity: <u> 1 </u> UOM: <u>EA</u>	Unit Price: <input type="text" value="\$236.00"/>	Total: <input type="text" value="\$236.00"/>
61	LED Signal Section (Green)	Quantity: <u> 1 </u> UOM: <u>EA</u>	Unit Price: <input type="text" value="\$236.00"/>	Total: <input type="text" value="\$236.00"/>
62	Solar RRFB System (TAPCO) #1	Quantity: <u> 1 </u> UOM: <u>EA</u>		No Bid
63	Solar RRFB System (TAPCO) #2	Quantity: <u> 1 </u> UOM: <u>EA</u>		No Bid
64	Solar RRFB Bulldog III Kit (TAPCO)	Quantity: <u> 1 </u> UOM: <u>EA</u>		No Bid
65	Solar RRFB XAV2-LED Push Button	Quantity: <u> 1 </u> UOM: <u>EA</u>		No Bid
66	Dual Red Mounting Hardware, Span Wire Mount	Quantity: <u> 1 </u> UOM: <u>EA</u>	Unit Price: <input type="text" value="\$299.00"/>	Total: <input type="text" value="\$299.00"/>
67	Dual Red Mounting Hardware, Mast Arm Mount, Vertical	Quantity: <u> 1 </u> UOM: <u>EA</u>	Unit Price: <input type="text" value="\$369.00"/>	Total: <input type="text" value="\$369.00"/>
68	LED Dual Red Veh. signal w/Mtg. Hrdwre., Span Wire Mount, w/Back-plate	Quantity: <u> 1 </u> UOM: <u>EA</u>	Unit Price: <input type="text" value="\$894.00"/>	Total: <input type="text" value="\$894.00"/>
69	LED Dual Red Veh. signal w/Mtg. Hrdwre., Mast Arm Mount, w/Back-plate	Quantity: <u> 1 </u> UOM: <u>EA</u>	Unit Price: <input type="text" value="\$949.00"/>	Total: <input type="text" value="\$949.00"/>

70	Tri-Stud slip fitter assembly, for 2-way signal Quantity: <u> 1 </u> UOM: <u>EA</u> Unit Price: <input type="text" value="\$243.00"/> Total: <input type="text" value="\$243.00"/>
71	LED Lane Use Control signal/sign, 24-inch x 24-inch Quantity: <u> 1 </u> UOM: <u>EA</u> Unit Price: <input type="text" value="\$3,998.00"/> Total: <input type="text" value="\$3,998.00"/>
72	LED Lane use control signal/sign, 36-inch x 36-inch #1 Quantity: <u> 1 </u> UOM: <u>EA</u> Unit Price: <input type="text" value="\$5,998.00"/> Total: <input type="text" value="\$5,998.00"/>
73	LED Lane use control signal/Sign, 32-inch x 38-inch Tall #1 Quantity: <u> 1 </u> UOM: <u>EA</u> Unit Price: <input type="text" value="\$3,195.00"/> Total: <input type="text" value="\$3,195.00"/>
74	LED Lane use control Message Sign, 30-inch x 39-inch Quantity: <u> 1 </u> UOM: <u>EA</u> Unit Price: <input type="text" value="\$3,265.00"/> Total: <input type="text" value="\$3,265.00"/>
75	LED Lane use control Message Sign, 36-inch x 36-inch #2 Quantity: <u> 1 </u> UOM: <u>EA</u> Unit Price: <input type="text" value="\$3,298.00"/> Total: <input type="text" value="\$3,298.00"/>
76	LED Lane use control signal, 30-inch x 36-inch Quantity: <u> 1 </u> UOM: <u>EA</u> Unit Price: <input type="text" value="\$3,275.00"/> Total: <input type="text" value="\$3,275.00"/>
77	LED Lane use control signal, 32-inch x 38-inch Tall #2 Quantity: <u> 1 </u> UOM: <u>EA</u> Unit Price: <input type="text" value="\$3,796.00"/> Total: <input type="text" value="\$3,796.00"/>
78	Loop Lead-In, 2-pair (priced in lengths of 1000 feet) Quantity: <u> 1 </u> UOM: <u>EA</u> No Bid
79	Loop Lead-In, 4-pair (priced in lengths of 5,000 feet) Quantity: <u> 1 </u> UOM: <u>EA</u> No Bid
80	Signal Cable, IMSA 20-1, 7 conductor, (1000 ft. Wooden Reel) Quantity: <u> 1 </u> UOM: <u>EA</u> No Bid
81	Signal Cable, IMSA 20-1, 16 conductor, (1000 ft. Wooden Reel) Quantity: <u> 1 </u> UOM: <u>EA</u> No Bid
82	Signal Cable, IMSA 19-1, 2-conductor w/o Shield (1000-ft) Quantity: <u> 1 </u> UOM: <u>EA</u> No Bid
83	Messenger Cable, 8M High Strength, (500 ft. Wooden Reel only) Quantity: <u> 1 </u> UOM: <u>EA</u> No Bid
84	Messenger Cable, 8M High Strength, (1000 ft. Wooden Reel only) Quantity: <u> 1 </u> UOM: <u>EA</u> No Bid
85	Messenger Cable, 10M High Strength, (500 ft. Wooden Reel only) Quantity: <u> 1 </u> UOM: <u>EA</u> No Bid

86	Messenger Cable, 10M High Strength, (1000 ft. Wooden Reel only) Quantity: <u> 1 </u> UOM: <u>EA</u>			No Bid
87	Metal Cabinet Filter for 332 Cabinet, 12" x 16" x 1" Quantity: <u> 1 </u> UOM: <u>EA</u>	Unit Price: <input type="text" value="\$39.00"/>	Total: <input type="text" value="\$39.00"/>	
88	Metal Cabinet Filter for 336S Cabinet, 6" x 16" x 1" Quantity: <u> 1 </u> UOM: <u>EA</u>			No Bid
89	Bi-Modal LED Traffic Signal Module, 12-inch, Yellow Arrow/Yellow Arrow Quantity: <u> 1 </u> UOM: <u>EA</u>			No Bid
90	Traffic Bearing Junction Box w/Lid Quantity: <u> 1 </u> UOM: <u>EA</u>			No Bid
91	Signal Tether Clamp, Tri-Stud, breakaway, 2-parts Quantity: <u> 1 </u> UOM: <u>EA</u>	Unit Price: <input type="text" value="\$33.00"/>	Total: <input type="text" value="\$33.00"/>	
92	Sign Tether Bracket, Equivalent to PELCO SE-5046-19 Quantity: <u> 1 </u> UOM: <u>EA</u>	Unit Price: <input type="text" value="\$84.00"/>	Total: <input type="text" value="\$84.00"/>	
93	Sign Tether Bracket, Equivalent to PELCO SE-5046-24 Quantity: <u> 1 </u> UOM: <u>EA</u>	Unit Price: <input type="text" value="\$86.00"/>	Total: <input type="text" value="\$86.00"/>	
94	Strand Vise, 3/8 inch (Reliable 5152), no substitute Quantity: <u> 1 </u> UOM: <u>EA</u>			No Bid
95	Strand Vise, 5/16 inch (Reliable 5151), no substitute Quantity: <u> 1 </u> UOM: <u>EA</u>			No Bid
96	Strand Vise, 1/4 inch (Reliable 5150), no substitute Quantity: <u> 1 </u> UOM: <u>EA</u>			No Bid
97	Strand Link, 3/8 inch (Reliable 5002), no substitute Quantity: <u> 1 </u> UOM: <u>EA</u>			No Bid
98	Strand Link, 5/16 inch (Reliable 5001), no substitute Quantity: <u> 1 </u> UOM: <u>EA</u>			No Bid
99	Strand Link, 1/4 inch (Reliable 5000), no substitute Quantity: <u> 1 </u> UOM: <u>EA</u>			No Bid
100	Reducing Strand Link, 3/8 inch to 5/16 inch (Reliable #5022), no substitutes Quantity: <u> 1 </u> UOM: <u>EA</u>			No Bid
101	Construction and mounting hardware for four-way adjustable signal Quantity: <u> 1 </u> UOM: <u>EA</u>	Unit Price: <input type="text" value="\$356.00"/>	Total: <input type="text" value="\$356.00"/>	

1 0 2	Construction and mounting hardware for three-way adjustable signal Quantity: <u> 1 </u> UOM: <u>EA</u> Unit Price: <input type="text" value="\$338.00"/> Total: <input type="text" value="\$338.00"/>
1 0 3	Construction and mounting hardware for two-way adjustable signal Quantity: <u> 1 </u> UOM: <u>EA</u> Unit Price: <input type="text" value="\$242.00"/> Total: <input type="text" value="\$242.00"/>
1 0 4	Tri-Bolt Span Wire Assembly Quantity: <u> 1 </u> UOM: <u>EA</u> Unit Price: <input type="text" value="\$142.00"/> Total: <input type="text" value="\$142.00"/>
1 0 5	School Sign Assembly Quantity: <u> 1 </u> UOM: <u>EA</u> Unit Price: <input type="text" value="\$796.00"/> Total: <input type="text" value="\$796.00"/>
1 0 6	School Sign Assembly with Time of Day Controller/Cabinet Quantity: <u> 1 </u> UOM: <u>EA</u> No Bid
1 0 7	Aerial Cable Ties, Panduit PLT 3H TL100, per 1000 Quantity: <u> 1 </u> UOM: <u>EA</u> No Bid
1 0 8	Cable Ring, Copperweld, 2-inch, order = 500 Quantity: <u> 1 </u> UOM: <u>EA</u> No Bid
1 0 9	Cable Ring, 3.5-inch, Copperweld Quantity: <u> 1 </u> UOM: <u>EA</u> No Bid
1 1 0	Signal Bracket, Mast Arm, Vertical Mount, 120" cable, Cluster Design Quantity: <u> 1 </u> UOM: <u>EA</u> Unit Price: <input type="text" value="\$316.00"/> Total: <input type="text" value="\$316.00"/>
1 1 1	Signal Bracket, Mast Arm, Vertical Mount, 120" cable, for 12-12-12 signal Quantity: <u> 1 </u> UOM: <u>EA</u> Unit Price: <input type="text" value="\$196.00"/> Total: <input type="text" value="\$196.00"/>
1 1 2	Sign Bracket, Mast Arm, Vertical Mount, 24", 120" cable Quantity: <u> 1 </u> UOM: <u>EA</u> Unit Price: <input type="text" value="\$148.00"/> Total: <input type="text" value="\$148.00"/>
1 1 3	Sign Bracket, Mast Arm, Vertical Mount, 30", 120" cable Quantity: <u> 1 </u> UOM: <u>EA</u> Unit Price: <input type="text" value="\$158.00"/> Total: <input type="text" value="\$158.00"/>
1 1 4	Signal Bkt., Mast Arm, Horizontal Mount, 120" cable, 12-12-12 Std. Signal Quantity: <u> 1 </u> UOM: <u>EA</u> Unit Price: <input type="text" value="\$199.00"/> Total: <input type="text" value="\$199.00"/>
1 1 5	Signal Bracket, Mast Arm, Free Swinging Mount, 120" Cable Quantity: <u> 1 </u> UOM: <u>EA</u> Unit Price: <input type="text" value="\$127.00"/> Total: <input type="text" value="\$127.00"/>
1 1 6	Power Supply, Solar Power: 200-watt, 12-VDC Quantity: <u> 1 </u> UOM: <u>EA</u> No Bid

1 1 7	Iteris Vantage Universal Camera Mounting Bracket	Quantity: <u> 1 </u> UOM: <u>EA</u>	Unit Price: <input type="text" value="\$184.00"/>	Total: <input type="text" value="\$184.00"/>
1 1 8	Mast Arm Mounting Assembly for Video Detection Cameras, 74" Tube	Quantity: <u> 1 </u> UOM: <u>EA</u>	Unit Price: <input type="text" value="\$211.00"/>	Total: <input type="text" value="\$211.00"/>
1 1 9	Video Detection System (8-Phase)	Quantity: <u> 1 </u> UOM: <u>EA</u>	Unit Price: <input type="text" value="\$15,940.00"/>	Total: <input type="text" value="\$15,940.00"/>
1 2 0	Video Detection System (4-Phase)	Quantity: <u> 1 </u> UOM: <u>EA</u>	Unit Price: <input type="text" value="\$8,065.00"/>	Total: <input type="text" value="\$8,065.00"/>
1 2 1	Video Detection System (2-Phase)	Quantity: <u> 1 </u> UOM: <u>EA</u>	Unit Price: <input type="text" value="\$4,485.00"/>	Total: <input type="text" value="\$4,485.00"/>
1 2 2	Video Detection System (3-Phase)	Quantity: <u> 1 </u> UOM: <u>EA</u>	Unit Price: <input type="text" value="\$4,785.00"/>	Total: <input type="text" value="\$4,785.00"/>
1 2 3	Video Detection Processor	Quantity: <u> 1 </u> UOM: <u>EA</u>	Unit Price: <input type="text" value="\$2,290.00"/>	Total: <input type="text" value="\$2,290.00"/>
1 2 4	Video Detection Extension Module	Quantity: <u> 1 </u> UOM: <u>EA</u>	Unit Price: <input type="text" value="\$325.00"/>	Total: <input type="text" value="\$325.00"/>
1 2 5	Iteris LAM (Lens Adjustment Module)	Quantity: <u> 1 </u> UOM: <u>EA</u>	Unit Price: <input type="text" value="\$1,595.00"/>	Total: <input type="text" value="\$1,595.00"/>
1 2 6	Iteris Versa Cam Package, Complete	Quantity: <u> 1 </u> UOM: <u>EA</u>	Unit Price: <input type="text" value="\$2,985.00"/>	Total: <input type="text" value="\$2,985.00"/>
1 2 7	PolyPhaser Surge Suppression Unit	Quantity: <u> 1 </u> UOM: <u>EA</u>	Unit Price: <input type="text" value="\$69.00"/>	Total: <input type="text" value="\$69.00"/>
1 2 8	Iteris Video Detection Color Camera	Quantity: <u> 1 </u> UOM: <u>EA</u>	Unit Price: <input type="text" value="\$1,625.00"/>	Total: <input type="text" value="\$1,625.00"/>
1 2 9	Video Detection/Power Composite Cable, #1, 500-ft on a wooden reel	Quantity: <u> 1 </u> UOM: <u>EA</u>	Unit Price: <input type="text" value="\$929.00"/>	Total: <input type="text" value="\$929.00"/>
1 3 0	Video Detection/Power Composite Cable, #2, 1000-ft on a wooden reel	Quantity: <u> 1 </u> UOM: <u>EA</u>	Unit Price: <input type="text" value="\$1,585.00"/>	Total: <input type="text" value="\$1,585.00"/>
1 3 1	Solar Powered School Speed Limit When Flashing Signal	Quantity: <u> 1 </u> UOM: <u>EA</u>		No Bid

1 3 2	Solar Powered School Speed Limit When Flashing Signal, pole mount components, span wire mounted signals & sign Quantity: <u> 1 </u> UOM: <u> EA </u>	No Bid	
1 3 3	Solar Powered School Speed Limit When Flashing Signal, pole mount components, mast arm mounted signals & sign Quantity: <u> 1 </u> UOM: <u> EA </u>	No Bid	
1 3 4	Surge Arrestor (Digital Radio) Quantity: <u> 1 </u> UOM: <u> EA </u>	No Bid	
1 3 5	Accessible Pedestrian Detection System (8-Directions) Quantity: <u> 1 </u> UOM: <u> EA </u> Unit Price: <input type="text" value="\$5,789.00"/> Total: <input type="text" value="\$5,789.00"/>		
1 3 6	Accessible Pedestrian Detection System (4-Directions) Quantity: <u> 1 </u> UOM: <u> EA </u> Unit Price: <input type="text" value="\$4,095.00"/> Total: <input type="text" value="\$4,095.00"/>		
1 3 7	iNavigator #IN2 2-wire Push Button Station #1 Quantity: <u> 1 </u> UOM: <u> EA </u> Unit Price: <input type="text" value="\$485.00"/> Total: <input type="text" value="\$485.00"/>		
1 3 8	iNavigator #IN2 2-wire Push Button Station #2 Quantity: <u> 1 </u> UOM: <u> EA </u> Unit Price: <input type="text" value="\$745.00"/> Total: <input type="text" value="\$745.00"/>		
1 3 9	iNavigator Ped Head Control Unit Assy Quantity: <u> 1 </u> UOM: <u> EA </u> Unit Price: <input type="text" value="\$265.00"/> Total: <input type="text" value="\$265.00"/>		
1 4 0	ADA Push Button Adaptor, Polara #IN-90DEGADPTR w/Black Powdercoat Quantity: <u> 1 </u> UOM: <u> EA </u> Unit Price: <input type="text" value="\$292.00"/> Total: <input type="text" value="\$292.00"/>		
1 4 1	Astro Bracket, Pelco #AS3009, 120" stainless steel cable Quantity: <u> 1 </u> UOM: <u> EA </u> Unit Price: <input type="text" value="\$99.00"/> Total: <input type="text" value="\$99.00"/>		
1 4 2	Lock Key, Corbin #2 Quantity: <u> 1 </u> UOM: <u> EA </u> Unit Price: <input type="text" value="\$8.00"/> Total: <input type="text" value="\$8.00"/>		
1 4 3	Police Panel Key, Long Shank Quantity: <u> 1 </u> UOM: <u> EA </u> Unit Price: <input type="text" value="\$8.00"/> Total: <input type="text" value="\$8.00"/>		
1 4 4	Manual Operation Police Pushbuttons Quantity: <u> 1 </u> UOM: <u> EA </u> Unit Price: <input type="text" value="\$94.00"/> Total: <input type="text" value="\$94.00"/>		
1 4 5	2070L Traffic Signal Controller with Software Quantity: <u> 1 </u> UOM: <u> EA </u>	No Bid	

1 4 6	1C CPU Module, #1 (for 2070L Traffic Signal Controller) Quantity: <u> 1 </u> UOM: <u>EA</u>			No Bid
1 4 7	1C CPU Module, #2 (for 2070L Traffic Signal Controller) Quantity: <u> 1 </u> UOM: <u>EA</u>	Unit Price: <input type="text" value="\$975.00"/>	Total: <input type="text" value="\$975.00"/>	
1 4 8	2A C1 Field I/O Module (for 2070L Traffic Signal Controller) Quantity: <u> 1 </u> UOM: <u>EA</u>	Unit Price: <input type="text" value="\$615.00"/>	Total: <input type="text" value="\$615.00"/>	
1 4 9	3B LCD Display Module (for 2070L Traffic Signal Controller) Quantity: <u> 1 </u> UOM: <u>EA</u>	Unit Price: <input type="text" value="\$376.00"/>	Total: <input type="text" value="\$376.00"/>	
1 5 0	4A Power Supply (for 2070L Traffic Signal Controller) Quantity: <u> 1 </u> UOM: <u>EA</u>	Unit Price: <input type="text" value="\$345.00"/>	Total: <input type="text" value="\$345.00"/>	
1 5 1	Solar Powered Crosswalk Lights, Active Beacon Quantity: <u> 1 </u> UOM: <u>EA</u>			No Bid
1 5 2	Solar Powered 24-hour Flashing Beacon Quantity: <u> 1 </u> UOM: <u>EA</u>			No Bid
1 5 3	LED Street Name Sign, See specifications Quantity: <u> 1 </u> UOM: <u>EA</u>			No Bid
1 5 4	Tri-Stud Adaptor Kit Quantity: <u> 1 </u> UOM: <u>EA</u>	Unit Price: <input type="text" value="\$37.00"/>	Total: <input type="text" value="\$37.00"/>	
1 5 5	Free Swinging Sign Hanger: 16-inch CTC, Pelco #SE-5117 Quantity: <u> 1 </u> UOM: <u>EA</u>	Unit Price: <input type="text" value="\$119.00"/>	Total: <input type="text" value="\$119.00"/>	
1 5 6	WX-CLK-112 2 Channel Contact Closure Rack Card (Matrix or Advance) Quantity: <u> 1 </u> UOM: <u>EA</u>			No Bid
1 5 7	WX-CLK-114 4 Channel Contact Closure Rack Card (Matrix or Advance) Quantity: <u> 1 </u> UOM: <u>EA</u>			No Bid
1 5 8	WX-CLK-201/202 24 VDC 2 A Power Supply Quantity: <u> 1 </u> UOM: <u>EA</u>			No Bid
1 5 9	WX-CLK-204 24 VDC 4 A Power Supply Quantity: <u> 1 </u> UOM: <u>EA</u>			No Bid
1 6 0	WX-CLK-210 Circuit Breaker 0.5 Amp Quantity: <u> 1 </u> UOM: <u>EA</u>			No Bid

1 6 1	WX-CLK-210-02, Circuit Breaker 2.0 Amp Quantity: <u> 1 </u> UOM: <u>EA</u>	No Bid
1 6 2	WX-CLK-222 Two Sensor Surge & Comm Module (Matrix & Advance) Quantity: <u> 1 </u> UOM: <u>EA</u>	No Bid
1 6 3	WX-CLK-223 One Sensor Surge & Comm Module (Matrix or Advance) Quantity: <u> 1 </u> UOM: <u>EA</u>	No Bid
1 6 4	WX-CLK-230 120 VAC Surge Quantity: <u> 1 </u> UOM: <u>EA</u>	No Bid
1 6 5	WX-CLK-301 Serial to Ethernet converter Quantity: <u> 1 </u> UOM: <u>EA</u>	No Bid
1 6 6	WX-CLK-304 RS 232 to RS 485 converter Quantity: <u> 1 </u> UOM: <u>EA</u>	No Bid
1 6 7	WX-SS-200V, SmartSensor Advance Sensor (SS200V) Quantity: <u> 1 </u> UOM: <u>EA</u>	No Bid
1 6 8	WX-SS-225, SmartSensor Matrix Stop Bar Sensor (SS225) Quantity: <u> 1 </u> UOM: <u>EA</u>	No Bid
1 6 9	WX-SS-611, Heavy Duty Sensor Mount - 6" - 2 axis aluminum bracket Quantity: <u> 1 </u> UOM: <u>EA</u>	No Bid
1 7 0	WX-SS-710, In Line Terminal strip junction box Quantity: <u> 1 </u> UOM: <u>EA</u>	No Bid
1 7 1	WX-SS-704-020, SmartSensor Power and Communication Cable w/ Connector - 20 feet Quantity: <u> 1 </u> UOM: <u>EA</u>	No Bid
1 7 2	WX-SS-704-040, SmartSensor Power and Communication Cable w/ Connector - 40 feet Quantity: <u> 1 </u> UOM: <u>EA</u>	No Bid
1 7 3	WX-SS-704-080, SmartSensor Power and Communication Cable w/ Connector - 80 feet Quantity: <u> 1 </u> UOM: <u>EA</u>	No Bid
1 7 4	WX-SS-705-500, Bulk Cable Spool 500' Quantity: <u> 1 </u> UOM: <u>EA</u>	No Bid
1 7 5	WX-100-0064 Din Rail 9" Quantity: <u> 1 </u> UOM: <u>EA</u>	No Bid

1 7 6	WX-100-0065 Din Rail 12" Quantity: <u> 1 </u> UOM: <u>EA</u>	No Bid
1 7 7	WX-100-0277, T-Bus Connector (Gray, Power only) Quantity: <u> 1 </u> UOM: <u>EA</u>	No Bid
1 7 8	WX-100-0281 RS-485/USB Mini-Converter (connects laptop to Click!222 RS-485 bridge port) Quantity: <u> 1 </u> UOM: <u>EA</u>	No Bid
1 7 9	WX-205-0000 T-Bus Connector (Green, Power & Comm) Quantity: <u> 1 </u> UOM: <u>EA</u>	No Bid
1 8 0	WX-310-0014 RJ-11, White, 60 inch Patch Cord Quantity: <u> 1 </u> UOM: <u>EA</u>	No Bid
1 8 1	WX-228-0020 T-Bus Left End Right Angle Quantity: <u> 1 </u> UOM: <u>EA</u>	No Bid
1 8 2	WX-CLK-200 System Surge Protector (for 1 HD Sensor) Quantity: <u> 1 </u> UOM: <u>EA</u>	No Bid
1 8 3	WX-SS-101-0415, SmartSensor HD Sensor, Dual Radar Side Fire Sensor Quantity: <u> 1 </u> UOM: <u>EA</u>	No Bid
1 8 4	WX-SS-701-020, SmartSensor HD Pigtail, Power/Comm. with Connector - 20 feet Quantity: <u> 1 </u> UOM: <u>EA</u>	No Bid
1 8 5	WX-SS-701-040, SmartSensor HD Pigtail, Power/Comm. with Connector - 40 feet Quantity: <u> 1 </u> UOM: <u>EA</u>	No Bid
1 8 6	WX-SS-706-500/707, HD SmartSensor 8-conductor Cable Spool, 500' Quantity: <u> 1 </u> UOM: <u>EA</u>	No Bid
1 8 7	WX-102-0462, Wavetronix Click 650/656 Mounting Shelf Quantity: <u> 1 </u> UOM: <u>EA</u>	No Bid
1 8 8	Wavetronix Click!650 (item 102-0416) Quantity: <u> 1 </u> UOM: <u>EA</u>	No Bid
1 8 9	Wavetronix Click!656 (item 102-0451) Quantity: <u> 1 </u> UOM: <u>EA</u>	No Bid
1 9 0	Wavetronix SDLC Cable (item WX-SDLC-15/25) Quantity: <u> 1 </u> UOM: <u>EA</u>	No Bid

1 9 1	UPS Battery Backup System (for 332D cabinet) Quantity: <u> 1 </u> UOM: <u>EA</u>	Unit Price: <input type="text" value="\$3,325.00"/>	Total: <input type="text" value="\$3,325.00"/>
1 9 2	Surge Panel (Camera): Quantity: <u> 1 </u> UOM: <u>EA</u>	Unit Price: <input type="text" value="\$290.00"/>	Total: <input type="text" value="\$290.00"/>
1 9 3	LED Light Strip for Illuminated Street Name Sign Quantity: <u> 1 </u> UOM: <u>EA</u>		No Bid
1 9 4	Power Supply 24-volt for Illuminated Street Name Sign Quantity: <u> 1 </u> UOM: <u>EA</u>		No Bid
1 9 5	Photocontrol for Illuminated Street Name Sign Quantity: <u> 1 </u> UOM: <u>EA</u>		No Bid
1 9 6	LED 4-section Dual Red Traffic Signal, Horizontal Mount w/Mtg Hrdwre & Backplate Quantity: <u> 1 </u> UOM: <u>EA</u>	Unit Price: <input type="text" value="\$875.00"/>	Total: <input type="text" value="\$875.00"/>
1 9 7	332 Riser Base Quantity: <u> 1 </u> UOM: <u>EA</u>		No Bid
1 9 8	Safetran 332D Control Cabinet Quantity: <u> 1 </u> UOM: <u>EA</u>		No Bid
1 9 9	GGI Road and Traffic LED Quick Change Kit: Quantity: <u> 1 </u> UOM: <u>EA</u>	Unit Price: <input type="text" value="\$35.00"/>	Total: <input type="text" value="\$35.00"/>
2 0 0	Battery Backup System for 332 Cabinet (UPStealth 2): Quantity: <u> 1 </u> UOM: <u>EA</u>		No Bid
2 0 1	UPStealth2 500-Watt Panel with all necessary cables Quantity: <u> 1 </u> UOM: <u>EA</u>		No Bid
2 0 2	Radar Speed Feedback Sign Assembly (see attached specification) Quantity: <u> 1 </u> UOM: <u>EA</u>		No Bid
2 0 3	Thermal (Flir) Detection System (8-Phase) Quantity: <u> 1 </u> UOM: <u>EA</u>		No Bid
2 0 4	Thermal (Flir) Detection System (4-Phase): Quantity: <u> 1 </u> UOM: <u>EA</u>		No Bid
2 0 5	Thermal (Flir) Detection System (2-Phase) Quantity: <u> 1 </u> UOM: <u>EA</u>		No Bid

206	Thermal (Flir) Detection Processor, TI BPL2 Edge B&SIU Quantity: <u> 1 </u> UOM: <u> EA </u>	No Bid
207	Thermal (Flir) Detection Sensor, TrafiSense 2 Quantity: <u> 1 </u> UOM: <u> EA </u>	No Bid
208	Thermal (Flir) SDLC or Special SDLC Cable Quantity: <u> 1 </u> UOM: <u> EA </u>	No Bid
209	Thermal (Flir) Detection Cable, 1000' Reel Quantity: <u> 1 </u> UOM: <u> EA </u>	No Bid
210	Thermal (Flir) Sensor Power Supply Panel Quantity: <u> 1 </u> UOM: <u> EA </u>	No Bid
211	Econolite ATCC 352 Cabinet Assembly Quantity: <u> 1 </u> UOM: <u> EA </u>	No Bid
212	2070-7T GPS Module Quantity: <u> 1 </u> UOM: <u> EA </u>	No Bid

Response Total: \$123,875.00

MAYOR LINDA GORTON



LEXINGTON

TODD SLATIN
DIRECTOR
CENTRAL PURCHASING

ADDENDUM #1

Bid Number: 129-2022

Date: October 13, 2022

Subject: Traffic Signal & Control Equipment

Please address inquiries to:

**Jessica Allinder, Buyer
(859) 258-3320**

TO ALL PROSPECTIVE BIDDERS:

Please be advised of the following clarifications to the above referenced bid:

- 1) Prices shall be firm for the first 60 days of the procurement contract. After that, we will allow price revisions every 60 days, if necessary.
- 2) We are aware that some of the items on the proposed bid are going "end of life" shortly. We want these items until they are no longer available. When they are no longer available, we will determine alternate direction.

**Todd Slatin, Director
Division of Central Purchasing**

All other terms and conditions of the Bid and specifications are unchanged. This letter should be signed, attached to and become a part of your Bid.

COMPANY NAME: BALWIN & Sours, Inc



ADDRESS: 5263 Trabue Rd Columbus, OH 43228

SIGNATURE OF BIDDER: T. Steve Soum, President

ADDRESS

DATE OF BIDDING

TIME OF BIDDING

LOCATION OF BIDDING

NAME OF BIDDER

PHONE NUMBER

TO ALL BIDDERS

Information advised to the following: [unclear]

- 1) Prices shall be firm for the full term of the contract.
- 2) You are to provide all materials and labor for the project.
- 3) You are to provide all necessary permits and licenses.
- 4) You are to provide all necessary insurance.

[Handwritten signature]

Name of Bidder

All other terms and conditions of the bid and specifications are included. The bidder shall be bound by the terms and conditions of the bid.

Name of Bidder





LEXINGTON

Lexington-Fayette Urban County Government

Lexington, Kentucky
Horse Capital of the World

Division of Central Purchasing

Date of Issue: October 5, 2022

INVITATION TO BID #129-2022 Traffic Signal & Control Equipment

Bid Opening Date: October 19, 2022 **Bid Opening Time:** 2:00 PM
Address: All bids must be submitted on line at <https://lexingtonky.ionwave.net/>
Type of Bid: Price Contract

Pre Bid Meeting: N/A **Pre Bid Time:** N/A
Address: N/A

Sealed bids will ONLY be received online at <https://lexingtonky.ionwave.net/> until **2:00 PM**, prevailing local time on **10/19/2022**. Bids must be submitted/uploaded by the above-mentioned date and time.

Bids are to include all shipping, handling and associated fees to the point of delivery (unless otherwise specified in the bid documents below) located at: Lexington, KY

<p>Check One: <input checked="" type="checkbox"/> Bid Specifications Met <i>attached to bid proposal submitted.</i> AS NOTED <input type="checkbox"/> Exceptions to Bid Specifications. <i>Exceptions shall be itemized and</i></p>	<p>Proposed Delivery: 30-250 days after acceptance of bid.</p>
<p>Procurement Card Usage—The Lexington-Fayette Urban County Government may be using Procurement Cards to purchase goods and services and also to make payments. Will you accept Procurement Cards? <input checked="" type="checkbox"/> Yes <input type="checkbox"/> No</p>	

To expedite award, the forms in this document should be completed and uploaded with your bid.

Submitted by: BALWIN & SOURS, INC.
Firm Name

5263 Trabue Rd
Address

Columbus, OH 43228
City, State & Zip

Bid must be signed: T. Steve Sours
Signature of Authorized Company Representative – Title

T. STEVE SOURS
Representative's Name (Typed or printed)

614-851-8800 614-851-0101
Area Code - Phone - Extension Fax #

balsou@baldwinsours.com
E-Mail Address
(General)

The Affidavit in this bid must be completed before your firm can be considered for award of this contract.

AFFIDAVIT

Comes the Affiant, T. Steven Sours, and after being first duly sworn under penalty of perjury as follows:

1. His/her name is Thomas STEVE SOURS and he/she is the individual submitting the bid or is the authorized representative of BALDWIN & SOURS, Inc the entity submitting the bid (hereinafter referred to as "Bidder")
2. Bidder will pay all taxes and fees, which are owed to the Lexington-Fayette Urban County Government at the time the bid is submitted, prior to award of the contract and will maintain a "current" status in regard to those taxes and fees during the life of the contract.
3. Bidder will obtain a Lexington-Fayette Urban County Government business license, if applicable, prior to award of the contract.
4. Bidder has authorized the Division of Central Purchasing to verify the above-mentioned information with the Division of Revenue and to disclose to the Urban County Council that taxes and/or fees are delinquent or that a business license has not been obtained.
5. Bidder has not knowingly violated any provision of the campaign finance laws of the Commonwealth of Kentucky within the past five (5) years and the award of a contract to the Bidder will not violate any provision of the campaign finance laws of the Commonwealth.
6. Bidder has not knowingly violated any provision of Chapter 25 of the Lexington-Fayette Urban County Government Code of Ordinances, known as "Ethics Act."
7. Bidder acknowledges that "knowingly" for purposes of this Affidavit means, with respect to conduct or to circumstances described by a statute or ordinance defining an offense, that a person is aware or should have been aware that his conduct is of that nature or that the circumstance exists.

Further, Affiant sayeth naught. Thomas Steven Sours.

STATE OF Ohio

COUNTY OF Franklin

The foregoing instrument was subscribed, sworn to and acknowledged before me by T. Steve Sours on this the 25 day of October, 2022

My Commission expires: 1/14/26

[Signature]
NOTARY PUBLIC, STATE AT LARGE



HAO VU
Notary Public
State of Ohio
My Comm. Expires
January 14, 2026

I. GREEN PROCUREMENT

A. ENERGY

The Lexington-Fayette Urban County Government is committed to protecting our environment and being fiscally responsible to our citizens.

The Lexington-Fayette Urban County Government mandates the use of Energy Star compliant products if they are available in the marketplace (go to www.Energystar.gov). If these products are available, but not submitted in your pricing, your bid will be rejected as non-compliant.

ENERGY STAR is a government program that offers businesses and consumers energy-efficient solutions, making it easy to save money while protecting the environment for future generations.

Key Benefits

These products use 25 to 50% less energy
Reduced energy costs without compromising quality or performance
Reduced air pollution because fewer fossil fuels are burned
Significant return on investment
Extended product life and decreased maintenance

B. GREEN SEAL CERTIFIED PRODUCTS

The Lexington-Fayette Urban County Government is also committed to using other environmentally friendly products that do not negatively impact our environment. Green Seal is a non-profit organization devoted to environmental standard setting, product certification, and public education.

Go to www.Greenseal.org to find available certified products. These products will have a reduced impact on the environment and on human health. The products to be used must be pre-approved by the LFUCG prior to commencement of any work in any LFUCG facility. If a Green Seal product is not available, the LFUCG must provide a signed waiver to use an alternate product. Please provide information on the Green Seal products being used with your bid response.

C. GREEN COMMUNITY

The Lexington-Fayette Urban County Government (LFUCG) serves as a principal, along with the University of Kentucky and Fayette County Public Schools, in the Bluegrass Partnership for a Green Community. The Purchasing Team component of the Partnership collaborates on economy of scale purchasing that promotes and enhances environmental initiatives. Specifically, when applicable, each principal is interested in obtaining best value products and/or services which promote environment initiatives via solicitations and awards from the other principals.

If your company is the successful bidder on this Invitation For Bid, do you agree to extend the same product/service pricing to the other principals of the Bluegrass Partnership for a Green Community (i.e. University of Kentucky and Fayette County Schools) if requested?

Yes No

II. Bid Conditions

- A. No bid may be withdrawn for a period of sixty (60) days after the date and time set for opening.
- B. No bid may be altered after the date and time set for opening. In the case of obvious errors, the Division of Central Purchasing may permit the withdrawal of a bid. The decision as to whether a bid may be withdrawn shall be that of the Division of Central Purchasing.
- C. Acceptance of this proposal shall be enactment of an Ordinance by the Urban County Council.
- D. The bidder agrees that the Urban County Government reserves the right to reject any and all bids for either fiscal

or technical reasons, and to award each part of the bid separately, all parts to one vendor or all parts to multiple vendors.

- E. Minor exceptions may not eliminate the bidder. The decision as to whether any exception is minor shall be entirely that of the head of the requisitioning Department or Division and the Director of the Division of Central Purchasing. The Urban County Government may waive technicalities and informalities where such waiver would best serve the interests of the Urban County Government.
- F. Manufacturer's catalogue numbers, trade names, etc., where shown herein are for descriptive purposes and are to guide the bidder in interpreting the standard of quality, design, and performance desired, and shall not be construed to exclude proposals based on furnishing other types of materials and/or services. However, any substitution or departure proposed by the bidder must be clearly noted and described; otherwise, it will be assumed that the bidder intends to supply items specifically mentioned in this Invitation for Bids.
- G. The Urban County Government may require demonstrations of the materials proposed herein prior to acceptance of this proposal.
- H. Bids must be submitted on this form and must be signed by the bidder or his authorized representative. Unsigned bids will not be considered.
- I. Bids must be submitted prior to the date and time indicated for opening. Bids submitted after this time will not be considered.
- J. All bids mailed must be submitted in the Ion Wave online portal at <https://lexingtonky.ionwave.net/>
- K. Bidder is requested to show both unit prices and lot prices. In the event of error, the unit price shall prevail.
- L. A certified check or Bid Bond in the amount of XX percent of the bid price must be attached hereto. This check must be made payable to the Lexington-Fayette Urban County Government, and will be returned when the material and/or services specified herein have been delivered in accordance with specifications. In the event of failure to perform within the time period set forth in this bid, it is agreed the certified check may be cashed and the funds retained by the Lexington-Fayette Urban County Government as liquidated damages. Checks of unsuccessful bidders will be returned when the bid has been awarded.
- M. The delivery dates specified by bidder may be a factor in the determination of the successful bidder.
- N. Tabulations of bids received may be mailed to bidders. Bidders requesting tabulations must enclose a stamped, self-addressed envelope with the bid.
- O. The Lexington-Fayette Urban County Government is exempt from Kentucky Sales Tax and Federal Excise Tax on materials purchased from this bid invitation. Materials purchased by the bidder for construction projects are not tax exempt and are the sole responsibility of the bidder.
- P. All material furnished hereunder must be in full compliance with OSHA regulations.
- Q. If more than one bid is offered by one party, or by any person or persons representing a party, all such bids shall be rejected.
- R. Signature on the face of this bid by the Bidder or his authorized representative shall be construed as acceptance of and compliance with all terms and conditions contained herein.
- S. The Entity (regardless of whether construction contractor, non-construction contractor or supplier) agrees to provide equal opportunity in employment for all qualified persons, to prohibit discrimination in employment because of race, color, religion, sex (including pregnancy, sexual orientation or gender identity), national origin, disability, age, genetic information, political affiliation, or veteran status, and to promote equal employment through a positive, continuing program from itself and each of its sub-contracting agents. This program of equal employment opportunity shall apply to every aspect of its employment policies and practices.
- T. The Kentucky Equal Employment Opportunity Act of 1978 (KRS 45.560-45.640) requires that any county, city, town, school district, water district, hospital district, or other political subdivision of the state shall include in directly

I. GREEN PROCUREMENT

A. ENERGY

The Lexington-Fayette Urban County Government is committed to protecting our environment and being fiscally responsible to our citizens.

The Lexington-Fayette Urban County Government mandates the use of Energy Star compliant products if they are available in the marketplace (go to www.Energystar.gov). If these products are available, but not submitted in your pricing, your bid will be rejected as non-compliant.

ENERGY STAR is a government program that offers businesses and consumers energy-efficient solutions, making it easy to save money while protecting the environment for future generations.

Key Benefits

These products use 25 to 50% less energy
Reduced energy costs without compromising quality or performance
Reduced air pollution because fewer fossil fuels are burned
Significant return on investment
Extended product life and decreased maintenance

B. GREEN SEAL CERTIFIED PRODUCTS

The Lexington-Fayette Urban County Government is also committed to using other environmentally friendly products that do not negatively impact our environment. Green Seal is a non-profit organization devoted to environmental standard setting, product certification, and public education.

Go to www.Greenseal.org to find available certified products. These products will have a reduced impact on the environment and on human health. The products to be used must be pre-approved by the LFUCG prior to commencement of any work in any LFUCG facility. If a Green Seal product is not available, the LFUCG must provide a signed waiver to use an alternate product. Please provide information on the Green Seal products being used with your bid response.

C. GREEN COMMUNITY

The Lexington-Fayette Urban County Government (LFUCG) serves as a principal, along with the University of Kentucky and Fayette County Public Schools, in the Bluegrass Partnership for a Green Community. The Purchasing Team component of the Partnership collaborates on economy of scale purchasing that promotes and enhances environmental initiatives. Specifically, when applicable, each principal is interested in obtaining best value products and/or services which promote environment initiatives via solicitations and awards from the other principals.

If your company is the successful bidder on this Invitation For Bid, do you agree to extend the same product/service pricing to the other principals of the Bluegrass Partnership for a Green Community (i.e. University of Kentucky and Fayette County Schools) if requested?

Yes No

II. Bid Conditions

- A. No bid may be withdrawn for a period of sixty (60) days after the date and time set for opening.
- B. No bid may be altered after the date and time set for opening. In the case of obvious errors, the Division of Central Purchasing may permit the withdrawal of a bid. The decision as to whether a bid may be withdrawn shall be that of the Division of Central Purchasing.
- C. Acceptance of this proposal shall be enactment of an Ordinance by the Urban County Council.
- D. The bidder agrees that the Urban County Government reserves the right to reject any and all bids for either fiscal

or technical reasons, and to award each part of the bid separately, all parts to one vendor or all parts to multiple vendors.

- E. Minor exceptions may not eliminate the bidder. The decision as to whether any exception is minor shall be entirely that of the head of the requisitioning Department or Division and the Director of the Division of Central Purchasing. The Urban County Government may waive technicalities and informalities where such waiver would best serve the interests of the Urban County Government.
- F. Manufacturer's catalogue numbers, trade names, etc., where shown herein are for descriptive purposes and are to guide the bidder in interpreting the standard of quality, design, and performance desired, and shall not be construed to exclude proposals based on furnishing other types of materials and/or services. However, any substitution or departure proposed by the bidder must be clearly noted and described; otherwise, it will be assumed that the bidder intends to supply items specifically mentioned in this Invitation for Bids.
- G. The Urban County Government may require demonstrations of the materials proposed herein prior to acceptance of this proposal.
- H. Bids must be submitted on this form and must be signed by the bidder or his authorized representative. Unsigned bids will not be considered.
- I. Bids must be submitted prior to the date and time indicated for opening. Bids submitted after this time will not be considered.
- J. All bids mailed must be submitted in the Ion Wave online portal at <https://lexingtonky.ionwave.net/>
- K. Bidder is requested to show both unit prices and lot prices. In the event of error, the unit price shall prevail.
- L. A certified check or Bid Bond in the amount of XX percent of the bid price must be attached hereto. This check must be made payable to the Lexington-Fayette Urban County Government, and will be returned when the material and/or services specified herein have been delivered in accordance with specifications. In the event of failure to perform within the time period set forth in this bid, it is agreed the certified check may be cashed and the funds retained by the Lexington-Fayette Urban County Government as liquidated damages. Checks of unsuccessful bidders will be returned when the bid has been awarded.
- M. The delivery dates specified by bidder may be a factor in the determination of the successful bidder.
- N. Tabulations of bids received may be mailed to bidders. Bidders requesting tabulations must enclose a stamped, self-addressed envelope with the bid.
- O. The Lexington-Fayette Urban County Government is exempt from Kentucky Sales Tax and Federal Excise Tax on materials purchased from this bid invitation. Materials purchased by the bidder for construction projects are not tax exempt and are the sole responsibility of the bidder.
- P. All material furnished hereunder must be in full compliance with OSHA regulations.
- Q. If more than one bid is offered by one party, or by any person or persons representing a party, all such bids shall be rejected.
- R. Signature on the face of this bid by the Bidder or his authorized representative shall be construed as acceptance of and compliance with all terms and conditions contained herein.
- S. The Entity (regardless of whether construction contractor, non-construction contractor or supplier) agrees to provide equal opportunity in employment for all qualified persons, to prohibit discrimination in employment because of race, color, religion, sex (including pregnancy, sexual orientation or gender identity), national origin, disability, age, genetic information, political affiliation, or veteran status, and to promote equal employment through a positive, continuing program from itself and each of its sub-contracting agents. This program of equal employment opportunity shall apply to every aspect of its employment policies and practices.
- T. The Kentucky Equal Employment Opportunity Act of 1978 (KRS 45.560-45.640) requires that any county, city, town, school district, water district, hospital district, or other political subdivision of the state shall include in directly

or indirectly publicly funded contracts for supplies, materials, services, or equipment hereinafter entered into the following provisions:

During the performance of this contract, the contractor agrees as follows:

- (1) *The contractor will not discriminate against any employee or applicant for employment because of race, color, religion, sex, age or national origin;*
- (2) *The contractor will state in all solicitations or advertisements for employees placed by or on behalf of the contractors that all qualified applicants will receive consideration for employment without regard to race, color, religion, sex, age or national origin;*
- (3) *The contractor will post notices in conspicuous places, available to employees and applicants for employment, setting forth the provisions of the non-discrimination clauses required by this section; and*
- (4) *The contractor will send a notice to each labor union or representative of workers with which he has a collective bargaining agreement or other contract or understanding advising the labor union or workers' representative of the contractor's commitments under the nondiscrimination clauses.*

The Act further provides:

KRS 45.610. Hiring minorities - Information required

- (1) *For the length of the contract, each contractor shall hire minorities from other sources within the drawing area, should the union with which he has collective bargaining agreements be unwilling to supply sufficient minorities to satisfy the agreed upon goals and timetable.*
- (2) *Each contractor shall, for the length of the contract, furnish such information as required by KRS 45.560 to KRS 45.640 and by such rules, regulations and orders issued pursuant thereto and will permit access to all books and records pertaining to his employment practices and work sites by the contracting agency and the department for purposes of investigation to ascertain compliance with KRS 45.560 to 45.640 and such rules, regulations and orders issued pursuant thereto.*

KRS 45.620. Action against contractor - Hiring of minority contractor or subcontractor

- (1) *If any contractor is found by the department to have engaged in an unlawful practice under this chapter during the course of performing under a contract or subcontract covered under KRS 45.560 to 45.640, the department shall so certify to the contracting agency and such certification shall be binding upon the contracting agency unless it is reversed in the course of judicial review.*
- (2) *If the contractor is found to have committed an unlawful practice under KRS 45.560 to 45.640, the contracting agency may cancel or terminate the contract, conditioned upon a program for future compliance approved by the contracting agency and the department. The contracting agency may declare such a contractor ineligible to bid on further contracts with that agency until such time as the contractor complies in full with the requirements of KRS 45.560 to 45.640.*
- (3) *The equal employment provisions of KRS 45.560 to 45.640 may be met in part by a contractor by subcontracting to a minority contractor or subcontractor. For the provisions of KRS 45.560 to 45.640, a minority contractor or subcontractor shall mean a business that is owned and controlled by one or more persons disadvantaged by racial or ethnic circumstances.*

KRS 45.630 Termination of existing employee not required, when

Any provision of KRS 45.560 to 45.640 notwithstanding, no contractor shall be required to terminate an existing employee upon proof that that employee was employed prior to the date of the contract.

KRS 45.640 Minimum skills

Nothing in KRS 45.560 to 45.640 shall require a contractor to hire anyone who fails to demonstrate the minimum skills required to perform a particular job.

It is recommended that all of the provisions above quoted to be included as special conditions in each contract.

In the case of a contract exceeding \$250,000, the contractor is required to furnish evidence that his work-force in Kentucky is representative of the available work-force in the area from which he draws employees, or to supply an Affirmative Action plan which will achieve such representation during the life of the contract.

- U. Any party, firm or individual submitting a proposal pursuant to this invitation must be in compliance with the requirements of the Lexington-Fayette Urban County Government regarding taxes and fees before they can be considered for award of this invitation and must maintain a "current" status with regard to those taxes and fees throughout the term of the contract. The contractor must be in compliance with Chapter 13 from the Code of Ordinances of the Lexington-Fayette Urban County Government. The contractor must be in compliance with Ordinance 35-2000 pursuant to contractor registration with the Division of Building Inspection. If applicable, said business must have a Fayette County business license.

Pursuant to KRS 45A.343 and KRS 45A.345, the contractor shall

- (1) *Reveal any final determination of a violation by the contractor within the previous five year period pursuant to KRS Chapters 136 (corporation and utility taxes), 139 (sales and use taxes), 141 (income taxes), 337 (wages and hours), 338 (occupational safety and health of employees), 341 (unemployment and compensation) and 342 (labor and human rights) that apply to the contractor; and*
- (2) *Be in continuous compliance with the above-mentioned KRS provisions that apply to the contractor for the duration of the contract.*

A contractor's failure to reveal the above or to comply with such provisions for the duration of the contract shall be grounds for cancellation of the contract and disqualification of the contractor from eligibility for future contracts for a period of two (2) years.

- V. Vendors who respond to this invitation have the right to file a notice of contention associated with the bid process or to file a notice of appeal of the recommendation made by the Director of Central Purchasing resulting from this invitation.

Notice of contention with the bid process must be filed within 3 business days of the bid/proposal opening by (1) sending a written notice, including sufficient documentation to support contention, to the Director of the Division of Central Purchasing or (2) submitting a written request for a meeting with the Director of Central Purchasing to explain his/her contention with the bid process. After consulting with the Commissioner of Finance the Chief Administrative Officer and reviewing the documentation and/or hearing the vendor, the Director of Central Purchasing shall promptly respond in writing findings as to the compliance with bid processes. If, based on this review, a bid process irregularity is deemed to have occurred the Director of Central Purchasing will consult with the Commissioner of Finance, the Chief Administrative Officer and the Department of Law as to the appropriate remedy.

Notice of appeal of a bid recommendation must be filed within 3 business days of the bid recommendation by (1) sending a written notice, including sufficient documentation to support appeal, to the Director, Division of Central Purchasing or (2) submitting a written request for a meeting with the Director of Central Purchasing to explain his appeal. After reviewing the documentation and/or hearing the vendor and consulting with the Commissioner of Finance and the Chief Administrative Officer, the Director of Central Purchasing shall in writing, affirm or withdraw the recommendation.

III. Procurement Contract Bid Conditions

- A. The terms of this agreement shall be for 1 year(s) from the date of acceptance of this contract by the Lexington-Fayette Urban County Government. This agreement may be automatically extended for an additional **(3)-1** year(s) renewal. This contract may be canceled by either party thirty (30) days after delivery by canceling party of written notice of intent to cancel to the other contracting party.

- B. Price Changes **(Space Checked Applies)**
 - (XXX)1. Prices quoted in response to the Invitation shall be firm prices for the first 365 days of the Procurement Contract. After 365 days, prices may be subject to revision and such changes shall be based on general industry changes. Revision may be either increases or decreases and may be requested by either party. There will be no more than one (1) price adjustment per quarter. Requests for price changes shall be received in writing at least twenty (20) days prior to the effective date and are subject to written acceptance before becoming effective. Proof of the validity of a request for revision shall be responsibility of the requesting party. The Lexington-Fayette Urban County Government shall receive the benefit of any decline that the seller shall offer his other accounts.

 - () 2. No provision for price change is made herein. Prices are to be firm for the term of this contract.

 - () 3. See bid specifications.

- C. If any contract item is not available from the vendor, the Lexington-Fayette Urban County Government, at its option, may permit the item to be back-ordered or may procure the item on the open market.

- D. All invoices must bear reference to the Lexington-Fayette Urban County Government Purchasing document numbers which are being billed.

- E. This contract may be canceled by the Lexington-Fayette Urban County Government if it is determined that the Bidder has failed to perform under the terms of this agreement, such cancellation to be effective upon receipt of written notice of cancellation by the Bidder.

- F. No substitutions for articles specified herein may be made without prior approval of the Division of Central Purchasing.

EQUAL OPPORTUNITY AGREEMENT

Standard Title VI Assurance

The Lexington Fayette-Urban County Government, (hereinafter referred to as the "Recipient") hereby agrees that as a condition to receiving any Federal financial assistance from the U.S. Department of Transportation, it will comply with Title VI of the Civil Rights Act of 1964, 78Stat.252, 42 U.S.C. 2000d-4 (hereinafter referred to as the "Act"), and all requirements imposed by or pursuant to Title 49, Code of Federal Regulations, U.S. Department of Transportation, Subtitle A, Office of the Secretary, (49 CFR, Part 21) Nondiscrimination in Federally Assisted Program of the Department of Transportation – Effectuation of Title VI of the Civil Rights Act of 1964 (hereinafter referred to as the "Regulations") and other pertinent directives, no person in the United States shall, on the grounds of race, color, national origin, sex, age (over 40), religion, sexual orientation, gender identity, veteran status, or disability be excluded from participation in, be denied the benefits of, or be otherwise subjected to discrimination under any program or activity for which the Recipient receives Federal financial assistance from the U.S. Department of Transportation, including the Federal Highway Administration, and hereby gives assurance that will promptly take any necessary measures to effectuate this agreement. This assurance is required by subsection 21.7(a) (1) of the Regulations.

The Law

- Title VII of the Civil Rights Act of 1964 (amended 1972) states that it is unlawful for an employer to discriminate in employment because of race, color, religion, sex, age (40-70 years) or national origin.
- Executive Order No. 11246 on Nondiscrimination under Federal contract prohibits employment discrimination by contractor and sub-contractor doing business with the Federal Government or recipients of Federal funds. This order was later amended by Executive Order No. 11375 to prohibit discrimination on the basis of sex.
- Section 503 of the Rehabilitation Act of 1973 states: *The Contractor will not discriminate against any employee or applicant for employment because of physical or mental disability.*
- Section 2012 of the Vietnam Era Veterans Readjustment Act of 1973 requires Affirmative Action on behalf of disabled veterans and veterans of the Vietnam Era by contractors having Federal contracts.
- Section 206(A) of Executive Order 12086, Consolidation of Contract Compliance Functions for Equal Employment Opportunity, states: *The Secretary of Labor may investigate the employment practices of any Government contractor or sub-contractor to determine whether or not the contractual provisions specified in Section 202 of this order have been violated.*

The Lexington-Fayette Urban County Government practices Equal Opportunity in recruiting, hiring and promoting. It is the Government's intent to affirmatively provide employment opportunities for those individuals who have previously not been allowed to enter into the mainstream of society. Because of its importance to the local Government, this policy carries the full endorsement of the Mayor, Commissioners, Directors and all supervisory personnel. In following this commitment to Equal Employment Opportunity and because the Government is the benefactor of the Federal funds, it is both against the Urban County Government policy and illegal for the Government to let contracts to companies which knowingly or unknowingly practice discrimination in their employment practices. Violation of the above mentioned ordinances may cause a contract to be canceled and the contractors may be declared ineligible for future consideration.

Please sign this statement in the appropriate space acknowledging that you have read and understand the provisions contained herein. Return this document as part of your application packet.

Bidders

I/We agree to comply with the Civil Rights Laws listed above that govern employment rights of minorities, women, veteran status, disability and age.

T. Steve Soars, President
Signature

BALDWIN'S SOURS, Inc.
Name of Business


GENERAL PROVISIONS OF BID CONTRACT

By signing the below, bidder acknowledges that it understands and agrees with the following provisions related to its bid response and the provision of any goods or services to LFUCG upon selection by LFUCG pursuant to the bid request:

1. Bidder shall comply with all Federal, State & Local regulations concerning this type of service or good. All applicable state laws, ordinances and resolutions (including but not limited to Section 2-33 (Discrimination due to sexual orientation or gender identity) and Chapter 13 (Licenses and Regulations) of the Lexington-Fayette Urban County Government Code of Ordinances, and Resolution No. 484-17 (Minority, Women, and Veteran-Owned Businesses)) and the regulations of all authorities having jurisdiction over the project shall apply to the contract, and shall be deemed to be incorporated herein by reference.
2. Failure to submit ALL forms and information required by LFUCG may be grounds for disqualification.
3. Addenda: All addenda and IonWave Q&A, if any, must be considered by the bidder in making its response, and such addenda shall be made a part of the requirements of the bid contract. Before submitting a bid response, it is incumbent upon bidder to be informed as to whether any addenda have been issued, and the failure of the bidder to cover any such addenda may result in disqualification of that response.
4. Bid Reservations: LFUCG reserves the right to reject any or all bid responses, to award in whole or part, and to waive minor immaterial defects in proposals. LFUCG may consider any alternative proposal that meets its basic needs.
5. Liability: LFUCG is not responsible for any cost incurred by bidder in the preparation of its response.
6. Changes/Alterations: Bidder may change or withdraw a proposal at any time prior to the opening; however, no oral modifications will be allowed. Only letters, or other formal written requests for modifications or corrections of a previously submitted proposal which is addressed in the same manner as the bid response, and received by LFUCG prior to the scheduled closing time for receipt of bids, will be accepted. The bid response when opened, will then be corrected in accordance with such written request(s), provided that the written request is contained in a sealed envelope which is plainly marked "modifications of bid response".
7. Clarification of Submittal: LFUCG reserves the right to obtain clarification of any point in a bid or to obtain additional information from any bidder.
8. Bribery Clause: By his/her signature on its response, bidder certifies that no employee of his/hers, any affiliate or subcontractor, has bribed or attempted to bribe an officer or employee of the LFUCG.
9. Additional Information: While not necessary, the bidder may include any product brochures, software documentation, sample reports, or other documentation that may assist LFUCG in better understanding and evaluating the bid response. Additional documentation shall not serve as a substitute for other documentation which is required by the LFUCG to be submitted with the bid response.
10. Ambiguity, Conflict or other Errors: If a bidder discovers any ambiguity, conflict, discrepancy, omission or other error in the bid request of LFUCG, it shall immediately notify LFUCG of such error in writing and request modification or clarification of the document if allowable by the LFUCG.
11. Agreement to Bid Terms: In submitting its bid response, the bidder agrees that it has carefully examined the specifications and all provisions relating to LFUCG's bid request, including but not limited to the bid contract. By submission of its bid response, bidder states that it understands the meaning, intent and requirements of LFUCG's bid request and agrees to the same. The successful bidder shall warrant that it is familiar with and understands all provisions herein and shall warrant that it can comply with them. No additional compensation to bidder shall be authorized for services, expenses, or goods reasonably covered under these provisions that the bidder omits from its bid response.
12. Cancellation: LFUCG may unilaterally terminate the bid contract with the selected bidder(s) at any time, with or without cause, by providing at least thirty (30) days advance written notice unless a different advance written notice

period is negotiated prior to contract approval. Payment for services or goods received prior to termination shall be made by the LFUCG provided these goods or services were provided in a manner acceptable to the LFUCG. Payment for those goods and services shall not be unreasonably withheld.

13. **Assignment of Contract:** The selected bidder(s) shall not assign or subcontract any portion of the bid contract with LFUCG without the express written consent of LFUCG. Any purported assignment or subcontract in violation hereof shall be void. It is expressly acknowledged that LFUCG shall never be required or obligated to consent to any request for assignment or subcontract; and further that such refusal to consent can be for any or no reason, fully within the sole discretion of LFUCG.
14. **No Waiver:** No failure or delay by LFUCG in exercising any right, remedy, power or privilege hereunder, nor any single or partial exercise thereof, nor the exercise of any other right, remedy, power or privilege shall operate as a waiver hereof or thereof. No failure or delay by LFUCG in exercising any right, remedy, power or privilege under or in respect of this bid proposal or bid contract shall affect the rights, remedies, powers or privileges of LFUCG hereunder or shall operate as a waiver thereof.
15. **Authority to do Business:** Each bidder must be authorized to do business under the laws of the Commonwealth of Kentucky and must be in good standing and have full legal capacity to provide the goods or services specified in the bid proposal. Each bidder must have all necessary right and lawful authority to submit the bid response and enter into the bid contract for the full term hereof including any necessary corporate or other action authorizing the bidder to submit the bid response and enter into this bid contract. If requested, the bidder will provide LFUCG with a copy of a corporate resolution authorizing this action and/or a letter from an attorney confirming that the proposer is authorized to do business in the Commonwealth of Kentucky. All bid responses must be signed by a duly authorized officer, agent or employee of the bidder.
16. **Governing Law:** This bid request and bid contract shall be governed by and construed in accordance with the laws of the Commonwealth of Kentucky. In the event of any proceedings regarding this matter, the bidder agrees that the venue shall be the Fayette County Circuit Court or the U.S. District Court for the Eastern District of Kentucky, Lexington Division and that the bidder expressly consents to personal jurisdiction and venue in such Court for the limited and sole purpose of proceedings relating to these matters or any rights or obligations arising thereunder.
17. **Ability to Meet Obligations:** Bidder affirmatively states that there are no actions, suits or proceedings of any kind pending against bidder or, to the knowledge of the bidder, threatened against the bidder before or by any court, governmental body or agency or other tribunal or authority which would, if adversely determined, have a materially adverse effect on the authority or ability of bidder to perform its obligations under this bid response or bid contract, or which question the legality, validity or enforceability hereof or thereof.
18. **Price Discrepancy:** When applicable, in case of price discrepancy, unit bid price written in words will prevail followed by unit price written in numbers then total amount bid per line item.
19. Bidder understands and agrees that its employees, agents, or subcontractors are not employees of LFUCG for any purpose whatsoever. Bidder is an independent contractor at all times related to the bid response or bid contract.
20. Contractor [or Vendor or Vendor's Employees] will not appropriate or make use of the Lexington-Fayette Urban County Government (LFUCG) name or any of its trade or service marks or property (including but not limited to any logo or seal), in any promotion, endorsement, advertisement, testimonial or similar use without the prior written consent of the government. If such consent is granted LFUCG reserves the unilateral right, in its sole discretion, to immediately terminate and revoke such use for any reason whatsoever. Contractor agrees that it shall cease and desist from any unauthorized use immediately upon being notified by LFUCG.
21. If any term or provision of this bid contract shall be found to be illegal or unenforceable, the remainder of the contract shall remain in full force and such term or provision shall be deemed stricken.


Signature

10-24-2022
Date

WORKFORCE ANALYSIS FORM

Name of Organization: Baldwin & Sours Inc.

Categories	Total	White (Not Hispanic or Latino)		Hispanic or Latino		Black or African-American (Not Hispanic or Latino)		Native Hawaiian and Other Pacific Islander (Not Hispanic or Latino)		Asian (Not Hispanic or Latino)		American Indian or Alaskan Native (not Hispanic or Latino)		Two or more races (Not Hispanic or Latino)		Total	
		M	F	M	F	M	F	M	F	M	F	M	F	M	F	M	F
Administrators	2	2															
Professionals	4	3	1														
Superintendents																	
Supervisors	1	1															
Foremen																	
Technicians	4	4															
Protective Service																	
Para-Professionals																	
Office/Clerical	1		1														
Skilled Craft																	
Service/Maintenance																	
Total:	12	10	2														

Prepared by: T. Stinson, President Date: 10/24/2022
 (Name and Title) Revised 2015-Dec-15

**DIRECTOR, DIVISION OF CENTRAL PURCHASING
LEXINGTON-FAYETTE URBAN COUNTY GOVERNMENT
200 EAST MAIN STREET
LEXINGTON, KENTUCKY 40507**

**NOTICE OF REQUIREMENT FOR AFFIRMATIVE ACTION TO ENSURE
EQUAL EMPLOYMENT OPPORTUNITIES AND DBE CONTRACT PARTICIPATION**

The Lexington-Fayette Urban County Government has set a goal that not less than ten percent (10%) of the total value of this contract be subcontracted to MBE/WBE's, and set a goal that not less than three percent (3%) of the total value of this contract be subcontracted to Veteran-Owned Small Businesses. The goal for the utilization of Certified MBE/WBE's and Veteran-Owned Small Businesses as subcontractors are recommended goals. Contractors who fail to meet such goals will be expected to provide written explanations to the Director of the Division of Central Purchasing of efforts they have made to accomplish the recommended goals and the extent to which they are successful in accomplishing the recommended goals will be a consideration in the procurement process.

For assistance in locating MBE/WBE Subcontractors contact Sherita Miller at 859/258-3320 or by writing the address listed below:

Sherita Miller, Division of Central Purchasing
Lexington-Fayette Urban County Government
200 East Main Street – Room 338
Lexington, Kentucky 40507
smiller@lexingtonky.gov

Lexington-Fayette Urban County Government
MWDBE PARTICIPATION GOALS

A. GENERAL

- 1) The LFUCG request all potential contractors to make a concerted effort to include Minority-Owned (MBE), Woman-Owned (WBE), Disadvantaged (DBE) Business Enterprises and Veteran-Owned Small Businesses (VOSB) as subcontractors or suppliers in their bids.
- 2) Toward that end, the LFUCG has established 10% of total procurement costs as a Goal for participation of Minority-Owned, Woman-Owned and Disadvantaged Businesses on this contract.
- 3) **It is therefore a request of each Bidder to include in its bid, the same goal (10%) for MWDBE participation and other requirements as outlined in this section.**
- 4) The LFUCG has also established a 3% of total procurement costs as a Goal for participation for of Veteran-Owned Businesses.
- 5) **It is therefore a request of each Bidder to include in its bid, the same goal (3%) for Veteran-Owned participation and other requirements as outlined in this section.**

B. PROCEDURES

- 1) The successful bidder will be required to report to the LFUCG, the dollar amounts of all payments submitted to Minority-Owned, Woman-Owned or Veteran-Owned subcontractors and suppliers for work done or materials purchased for this contract. (See Subcontractor Monthly Payment Report)
- 2) Replacement of a Minority-Owned, Woman-Owned or Veteran-Owned subcontractor or supplier listed in the original submittal must be requested in writing and must be accompanied by documentation of Good Faith Efforts to replace the subcontractor / supplier with another MWDBE Firm; this is subject to approval by the LFUCG. (See LFUCG MWDBE Substitution Form)
- 3) For assistance in identifying qualified, certified businesses to solicit for potential contracting opportunities, bidders may contact:
 - a) The Lexington-Fayette Urban County Government, Division of Central Purchasing (859-258-3320)
- 4) The LFUCG will make every effort to notify interested MWDBE and Veteran-Owned subcontractors and suppliers of each Bid Package, including information on the scope of work, the pre-bid meeting time and location, the bid date, and all other pertinent information regarding the project.

C. DEFINITIONS

- 1) A Minority-Owned Business Enterprise (MBE) is defined as a business which is certified as being at least 51% owned, managed and controlled by persons of African American, Hispanic, Asian, Pacific Islander, American Indian or Alaskan Native Heritage.
- 2) A Woman-Owned Business Enterprise (WBE) is defined as a business which is certified as being at least 51% owned, managed and controlled by one or more women.
- 3) A Disadvantaged Business (DBE) is defined as a business which is certified as being at least 51% owned, managed and controlled by a person(s) that are economically and socially disadvantaged.

- 4) A Veteran-Owned Small Business (VOSB) is defined as a business which is certified as being at least 51% owned, managed and controlled by a veteran and/or a service disabled veteran.
- 5) Good Faith Efforts are efforts that, given all relevant circumstances, a bidder or proposer actively and aggressively seeking to meet the goals, can reasonably be expected to make. In evaluating good faith efforts made toward achieving the goals, whether the bidder or proposer has performed the efforts outlined in the Obligations of Bidder for Good Faith Efforts outlined in this document will be considered, along with any other relevant factors.

D. OBLIGATION OF BIDDER FOR GOOD FAITH EFFORTS

- 1) **The bidder shall make a Good Faith Effort to achieve the Participation Goal for MWDBE and Veteran-Owned subcontractors/suppliers. The failure to meet the goal shall not necessarily be cause for disqualification of the bidder; however, bidders not meeting the goal are required to furnish with their bids written documentation of their Good Faith Efforts to do so.**
- 2) Award of Contract shall be conditioned upon satisfaction of the requirements set forth herein.
- 3) The Form of Proposal includes a section entitled "MWDBE Participation Form". The applicable information must be completed and submitted as outlined below.
- 4) **Failure to submit this information as requested may be cause for rejection of bid or delay in contract award.**

E. DOCUMENTATION REQUIRED FOR GOOD FAITH EFFORTS

- 1) Bidders reaching the Goal are required to submit only the MWDBE Participation Form." The form must be fully completed including names and telephone number of participating MWDBE firm(s); type of work to be performed; estimated value of the contract and value expressed as a percentage of the total Lump Sum Bid Price. The form must be signed and dated, and is to be submitted with the bid.
- 2) Bidders not reaching the Goal must submit the "MWDBE Participation Form", the "Quote Summary Form" and a written statement documenting their Good Faith Effort to do so. If bid includes no MWDBE and/or Veteran participation, bidder shall enter "None" on the subcontractor / supplier form). In addition, the bidder must submit written proof of their Good Faith Efforts to meet the Participation Goal:
 - a. Advertised opportunities to participate in the contract in at least two (2) publications of general circulation media; trade and professional association publications; small and minority business or trade publications; and publications or trades targeting minority, women and disadvantaged businesses not less than fifteen (15) days prior to the deadline for submission of bids to allow MWDBE firms and Veteran-Owned businesses to participate.
 - b. Included documentation of advertising in the above publications with the bidders good faith efforts package
 - c. Attended LFUCG Central Purchasing Economic Inclusion Outreach event
 - d. Attended pre-bid meetings that were scheduled by LFUCG to inform MWDBEs and/or Veteran-Owned businesses of subcontracting opportunities

- e. Sponsored Economic Inclusion event to provide networking opportunities for prime contractors and MWDBE firms and Veteran-Owned businesses.
- f. Requested a list of MWDBE and/or Veteran subcontractors or suppliers from LFUCG and showed evidence of contacting the companies on the list(s).
- g. Contacted organizations that work with MWDBE companies for assistance in finding certified MWDBE firms and Veteran-Owned businesses to work on this project. Those contacted and their responses should be a part of the bidder's good faith efforts documentation.
- h. Sent written notices, by certified mail, email or facsimile, to qualified, certified MWDBEs and/or Veteran-Owned businesses soliciting their participation in the contract not less than seven (7) days prior to the deadline for submission of bids to allow them to participate effectively.
- i. Followed up initial solicitations by contacting MWDBEs and Veteran-Owned Businesses to determine their level of interest.
- j. Provided the interested MWDBE firm and/or Veteran-Owned business with adequate and timely information about the plans, specifications, and requirements of the contract.
- k. Selected portions of the work to be performed by MWDBE firms and/or Veteran-Owned businesses in order to increase the likelihood of meeting the contract goals. This includes, where appropriate, breaking out contract work items into economically feasible units to facilitate MWDBE and Veteran participation, even when the prime contractor may otherwise perform these work items with its own workforce
- l. Negotiated in good faith with interested MWDBE firms and Veteran-Owned businesses not rejecting them as unqualified without sound reasons based on a thorough investigation of their capabilities. Any rejection should be so noted in writing with a description as to why an agreement could not be reached.
- m. Included documentation of quotations received from interested MWDBE firms and Veteran-Owned businesses which were not used due to uncompetitive pricing or were rejected as unacceptable and/or copies of responses from firms indicating that they would not be submitting a bid.
- n. Bidder has to submit sound reasons why the quotations were considered unacceptable. The fact that the bidder has the ability and/or desire to perform the contract work with its own forces will not be considered a sound reason for rejecting a MWDBE and/or Veteran-Owned business's quote. Nothing in this provision shall be construed to require the bidder to accept unreasonable quotes in order to satisfy MWDBE and Veteran goals.
- o. Made an effort to offer assistance to or refer interested MWDBE firms and Veteran-Owned businesses to obtain the necessary equipment, supplies, materials, insurance and/or bonding to satisfy the work requirements of the bid proposal
- p. Made efforts to expand the search for MWBE firms and Veteran-Owned businesses beyond the usual geographic boundaries.

q. Other--any other evidence that the bidder submits which may show that the bidder has made reasonable good faith efforts to include MWDBE and Veteran participation.

Note: Failure to submit any of the documentation requested in this section may be cause for rejection of bid. Bidders may include any other documentation deemed relevant to this requirement which is subject to review by the MBE Liaison. Documentation of Good Faith Efforts must be submitted with the Bid, if the participation Goal is not met.



LEXINGTON

MINORITY BUSINESS ENTERPRISE PROGRAM

Sherita Miller, MPA
Minority Business Enterprise Liaison
Division of Central Purchasing
Lexington-Fayette Urban County Government
200 East Main Street
Lexington, KY 40507
smiller@lexingtonky.gov
859-258-3323

OUR MISSION: The mission of the Minority Business Enterprise Program is to facilitate the full participation of minority and women owned businesses in the procurement process and to promote economic inclusion as a business imperative essential to the long term economic viability of Lexington-Fayette Urban County Government.

To that end the city council adopted and implemented Resolution 484-2017 – A Certified Minority, Women and Disadvantaged Business Enterprise ten percent (10%) minimum goal and a three (3%) minimum goal for Certified Veteran-Owned Small Businesses and Certified Service Disabled Veteran – Owned Businesses for government contracts.

The resolution states the following definitions shall be used for the purposes of reaching these goals (a full copy is available in Central Purchasing):

Certified Disadvantaged Business Enterprise (DBE) – a business in which at least fifty-one percent (51%) is owned, managed and controlled by a person(s) who is socially and economically disadvantaged as defined by 49 CFR subpart 26.

Certified Minority Business Enterprise (MBE) – a business in which at least fifty-one percent (51%) is owned, managed and controlled by an ethnic minority (i.e. African American, Asian American/Pacific Islander, Hispanic Islander, Native American/Native Alaskan Indian) as defined in federal law or regulation as it may be amended from time-to-time.

Certified Women Business Enterprise (WBE) – a business in which at least fifty-one percent (51%) is owned, managed and controlled by a woman.

Certified Veteran-Owned Small Business (VOSB) – a business in which at least fifty-one percent (51%) is owned, managed and controlled by a veteran who served on active duty with the U.S. Army, Air Force, Navy, Marines or Coast Guard.

Certified Service Disabled Veteran Owned Small Business (SDVOSB) – a business in which at least fifty-one percent (51%) is owned, managed and controlled by a disabled veteran who served on active duty with the U.S. Army, Air Force, Navy, Marines or Coast Guard.

The term “Certified” shall mean the business is appropriately certified, licensed, verified, or validated by an organization or entity recognized by the Division of Purchasing as having the appropriate credentials to make a determination as to the status of the business.

To comply with Resolution 484-2017, prime contractors and minority, women and veteran owned businesses must enroll in the new Diverse Business Management Compliance system, <https://lexingtonky.diversitycompliance.com/>

We have compiled the list below to help you locate certified MBE, WBE and DBE certified businesses. Below is a listing of contacts for LFUCG Certified MWDBEs and Veteran-Owned Small Businesses in (<https://lexingtonky.ionwave.net>)

Business	Contact	Email Address	Phone
LFUCG	Sherita Miller	smiller@lexingtonky.gov	859-258-3323
Commerce Lexington – Minority Business Development	Tyrone Tyra	tyra@commercelexington.com	859-226-1625
Tri-State Minority Supplier Diversity Council	Susan Marston	smarston@tsmsdc.com	502-365-9762
Small Business Development Council	Shawn Rogers UK SBDC	shawn.rogers@uky.edu	859-257-7666
Community Ventures Corporation	Phyllis Alcorn	palcorn@cvkv.org	859-231-0054
KY Transportation Cabinet (KYTC)	Melvin Bynes	Melvin.bynes2@ky.gov	502-564-3601
KYTC Pre-Qualification	Shella Eagle	Shella.Eagle@ky.gov	502-782-4815
Ohio River Valley Women’s Business Council (WBENC)	Sheila Mixon	smixon@orwbc.org	513-487-6537
Kentucky MWBE Certification Program	Yvette Smith, Kentucky Finance Cabinet	Yvette.Smith@ky.gov	502-564-8099
National Women Business Owner’s Council (NWBOC)	Janet Harris-Lange	janet@nwboe.org	800-675-5066
Small Business Administration	Robert Coffey	robertcoffey@sba.gov	502-582-5971
LaVoz de Kentucky	Andres Cruz	lavozdekv@yahoo.com	859-621-2106
The Key News Journal	Patrice Muhammad	production@keynewsjournal.com	859-685-8488



LFUCG MWDBE PARTICIPATION FORM

Bid/RFP/Quote Reference # 129-2022

The MWDBE and/or veteran subcontractors listed have agreed to participate on this Bid/RFP/Quote. If any substitution is made or the total value of the work is changed prior to or after the job is in progress, it is understood that those substitutions must be submitted to Central Purchasing for approval immediately. **Failure to submit a completed form may cause rejection of the bid.**

MWDBE Company, Name, Address, Phone, Email	MBE WBE or DBE	Work to be Performed	Total Dollar Value of the Work	% Value of Total Contract
1. N/A				1/2
2.				
3.				
4.				

The undersigned company representative submits the above list of MWDBE firms to be used in accomplishing the work contained in this Bid/RFP/Quote. Any misrepresentation may result in the termination of the contract and/or be subject to applicable Federal and State laws concerning false statements and false claims.

Company

T. St. Seem
Company Representative

Date

Title



LEXINGTON

LFUCG MWDBE PARTICIPATION FORM

Bid/RFP/Quote Reference # 129-2022

The MWDBE and/or veteran subcontractors listed have agreed to participate on this Bid/RFP/Quote. If any substitution is made or the total value of the work is changed prior to or after the job is in progress, it is understood that those substitutions must be submitted to Central Purchasing for approval immediately. **Failure to submit a completed form may cause rejection of the bid.**

MWDBE Company, Name, Address, Phone, Email	MBE WBE or DBE	Work to be Performed	Total Dollar Value of the Work	% Value of Total Contract
1. <i>N/A</i>				<i>N/A</i>
2.				
3.				
4.				

The undersigned company representative submits the above list of MWDBE firms to be used in accomplishing the work contained in this Bid/RFP/Quote. Any misrepresentation may result in the termination of the contract and/or be subject to applicable Federal and State laws concerning false statements and false claims.

Company

T. Stevenson

Company Representative

Date

Title



LEXINGTON

LFUCG MWDBE SUBSTITUTION FORM

Bid/RFP/Quote Reference # 129-2022

The substituted MWDBE and/or veteran subcontractors listed below have agreed to participate on this Bid/RFP/Quote. These substitutions were made prior to or after the job was in progress. These substitutions were made for reasons stated below and are now being submitted to Central Purchasing for approval. By the authorized signature of a representative of our company, we understand that this information will be entered into our file for this project. **Failure to submit this form may cause rejection of the bid.**

SUBSTITUTED MWDBE Company Name, Address, Phone, Email	MWDBE Formally Contracted/ Name, Address, Phone, Email	Work to Be Performed	Reason for the Substitution	Total Dollar Value of the Work	% Value of Total Contract
1. N/A					
2.					
3.					
4.					

The undersigned acknowledges that any misrepresentation may result in termination of the contract and/or be subject to applicable Federal and State laws concerning false statements and false claims.

Company

T. St. Louis
Company Representative

Date

Title



LEXINGTON

MWDBE QUOTE SUMMARY FORM

Bid/RFP/Quote Reference # 129-2022

The undersigned acknowledges that the minority and/or veteran subcontractors listed on this form did submit a quote to participate on this project. Failure to submit this form may cause rejection of the bid.

Company Name	Contact Person
Address/Phone/Email	Bid Package / Bid Date

MWDBE Company Address	Contact Person	Contact Information (work phone, Email, cell)	Date Contacted	Services to be performed	Method of Communication (email, phone meeting, ad, event etc)	Total dollars \$\$ Do Not Leave Blank (Attach Documentation)	MBE * AA HA AS NA Female	Veteran
N/A								

(MBE designation / AA=African American / HA= Hispanic American/AS = Asian American/Pacific Islander/ NA= Native American)

The undersigned acknowledges that all information is accurate. Any misrepresentation may result in termination of the contract and/or be subject to applicable Federal and State laws concerning false statements and claims.

Company

Company Representative

Date

Title



LEXINGTON

LFUCG SUBCONTRACTOR MONTHLY PAYMENT REPORT

The LFUCG has a 10% goal plan adopted by city council to increase the participation of minority and women owned businesses in the procurement process. The LFUCG also has a 3% goal plan adopted by cited council to increase the participation of veteran owned businesses in the procurement process. In order to measure that goal LFUCG will track spending with MWDBE and Veteran contractors on a monthly basis. By the signature below of an authorized company representative, you certify that the information is correct, and that each of the representations set forth below is true. Any misrepresentation may result in termination of the contract and/or prosecution under applicable Federal and State laws concerning false statements and false claims. Please submit this form monthly to the Division of Central Purchasing/ 200 East Main Street / Room 338 / Lexington, KY 40507.

Bid/RFP/Quote # _____

Total Contract Amount Awarded to Prime Contractor for this Project _____

Project Name/ Contract #	Work Period/ From: _____ To: _____
Company Name:	Address: _____
Federal Tax ID:	Contact Person: _____

Subcontractor Vendor ID (name, address, phone, email)	Description of Work	Total Subcontract Amount	% of Total Contract Awarded to Prime for this Project	Total Amount Paid for this Period	Purchase Order number for subcontractor work (please attach PO)	Scheduled Project Start Date	Scheduled Project End Date
N/A							

By the signature below of an authorized company representative, you certify that the information is correct, and that each of the representations set forth below is true. Any misrepresentations may result in the termination of the contract and/or prosecution under applicable Federal and State laws concerning false statements and false claims.

Company

T. St. Simon

Company Representative

Date

Title

LFUCG STATEMENT OF GOOD FAITH EFFORTS

Bid/RFP/Quote # 129-2022

By the signature below of an authorized company representative, we certify that we have utilized the following Good Faith Efforts to obtain the maximum participation by MWDBE and Veteran-Owned business enterprises on the project and can supply the appropriate documentation.

Advertised opportunities to participate in the contract in at least two (2) publications of general circulation media; trade and professional association publications; small and minority business or trade publications; and publications or trades targeting minority, women and disadvantaged businesses not less than fifteen (15) days prior to the deadline for submission of bids to allow MWDBE firms and Veteran-Owned businesses to participate.

Included documentation of advertising in the above publications with the bidders good faith efforts package

Attended LFUCG Central Purchasing Economic Inclusion Outreach event

Attended pre-bid meetings that were scheduled by LFUCG to inform MWDBEs and/or Veteran-Owned Businesses of subcontracting opportunities

Sponsored Economic Inclusion event to provide networking opportunities for prime contractors and MWDBE firms and Veteran-Owned businesses

Requested a list of MWDBE and/or Veteran subcontractors or suppliers from LFUCG and showed evidence of contacting the companies on the list(s).

Contacted organizations that work with MWDBE companies for assistance in finding certified MWDBE firms and Veteran-Owned businesses to work on this project. Those contacted and their responses should be a part of the bidder's good faith efforts documentation.

Sent written notices, by certified mail, email or facsimile, to qualified, certified MWDBEs soliciting their participation in the contract not less than seven (7) days prior to the deadline for submission of bids to allow them to participate effectively.

Followed up initial solicitations by contacting MWDBEs and Veteran-Owned businesses to determine their level of interest.

Provided the interested MWDBE firm and/or Veteran-Owned business with adequate and timely information about the plans, specifications, and requirements of the contract.

Selected portions of the work to be performed by MWDBE firms and/or Veteran-Owned businesses in order to increase the likelihood of meeting the contract goals. This includes, where appropriate, breaking out contract work items into economically feasible units to facilitate MWDBE and Veteran participation, even when the prime contractor may otherwise perform these work items with its own workforce

Negotiated in good faith with interested MWDBE firms and Veteran-Owned businesses not rejecting them as unqualified without sound reasons based on a thorough investigation of their capabilities. Any rejection should be so noted in writing with a description as to why an agreement could not be reached.

_____ Included documentation of quotations received from interested MWDBE firms and Veteran-Owned businesses which were not used due to uncompetitive pricing or were rejected as unacceptable and/or copies of responses from firms indicating that they would not be submitting a bid.

_____ Bidder has to submit sound reasons why the quotations were considered unacceptable. The fact that the bidder has the ability and/or desire to perform the contract work with its own forces will not be considered a sound reason for rejecting a MWDBE and/or Veteran-Owned business's quote. Nothing in this provision shall be construed to require the bidder to accept unreasonable quotes in order to satisfy MWDBE and Veteran goals.

_____ Made an effort to offer assistance to or refer interested MWDBE firms and Veteran-Owned businesses to obtain the necessary equipment, supplies, materials, insurance and/or bonding to satisfy the work requirements of the bid proposal

_____ Made efforts to expand the search for MWBE firms and Veteran-Owned businesses beyond the usual geographic boundaries.

_____ Other--any other evidence that the bidder submits which may show that the bidder has made reasonable good faith efforts to include MWDBE and Veteran participation.

NOTE: Failure to submit any of the documentation requested in this section may be cause for rejection of bid. Bidders may include any other documentation deemed relevant to this requirement which is subject to approval by the MBE Liaison. Documentation of Good Faith Efforts must be submitted with the Bid, if the participation Goal is not met.

The undersigned acknowledges that all information is accurate. Any misrepresentations may result in termination of the contract and/or be subject to applicable Federal and State laws concerning false statements and claims.

Baldwin & Sours Inc
Company
10-24-2022
Date

T. St. John
Company Representative
President
Title

AMENDMENT 1 —
CERTIFICATION OF COMPLIANCE FOR EXPENDITURES USING FEDERAL FUNDS,
INCLUDING THE AMERICAN RESCUE PLAN ACT

The Lexington-Fayette Urban County Government (“LFUCG”) may use Federal funding to pay for the goods and/or services that are the subject matter of this bid. That Federal funding may include funds received by LFUCG under the American Rescue Plan Act of 2021. Expenditures using Federal funds require evidence of the contractor’s compliance with Federal law. Therefore, by the signature below of an authorized company representative, you certify that the information below is understood, agreed, and correct. Any misrepresentations may result in the termination of the contract and/or prosecution under applicable Federal and State laws concerning false statements and false claims.

The bidder (hereafter “bidder,” or “contractor”) agrees and understands that in addition to all conditions stated within the attached bid documents, the following conditions will also apply to any Agreement entered between bidder and LFUCG, if LFUCG uses Federal funds, including but not limited to funding received by LFUCG under the American Rescue Plan Act (“ARPA”), toward payment of goods and/or services referenced in this bid. The bidder also agrees and understands that if there is a conflict between the terms included elsewhere in this Request for Proposal and the terms of this Amendment 1, then the terms of Amendment 1 shall control. The bidder further certifies that it can and will comply with these conditions, if this bid is accepted and an Agreement is executed:

1. Any Agreement executed as a result of acceptance of this bid may be governed in accordance with 2 CFR Part 200 and all other applicable Federal law and regulations and guidance issued by the U.S. Department of the Treasury.
2. Pursuant to 24 CFR § 85.43, any Agreement executed as a result of acceptance of this bid can be terminated if the contractor fails to comply with any term of the award. This Agreement may be terminated for convenience in accordance with 24 CFR § 85.44 upon written notice by LFUCG. Either party may terminate this Agreement with thirty (30) days written notice to the other party, in which case the Agreement shall terminate on the thirtieth day. In the event of termination, the contractor shall be entitled to that portion of total compensation due under this Agreement as the services rendered bears to the services required. However, if LFUCG suspects a breach of the terms of the Agreement and/or that the contractor is violating the terms of any applicable law governing the use of Federal funds, LFUCG may suspend the contractor’s ability to receive payment by giving thirty (30) days’ advance written notice. Further, either party may terminate this Agreement for cause shown with thirty (30) days written notice, which shall explain the party’s cause for the termination. If the parties do not reach a settlement before the end of the 30 days, then the Agreement shall terminate on the thirtieth day. In the event of a breach, LFUCG reserves the right to pursue any and all applicable legal, equitable, and/or administrative remedies against the contractor.
3. The contractor will not discriminate against any employee or applicant for employment because of race, color, religion, sex, sexual orientation, gender identity, or national origin. The contractor will take affirmative action to ensure that applicants are employed and that employees are treated during employment without regard to their race, color, religion, sex, sexual orientation, gender identity, or national origin. Such action shall include, but not be limited to the following:
 - (1) Employment, upgrading, demotion, or transfer; recruitment or recruitment advertising; layoff or termination; rates of pay or other forms of compensation; and selection for training, including apprenticeship. The contractor agrees to post in conspicuous places, available to employees and applicants for employment, notices to be provided setting forth the provisions of this nondiscrimination clause.

- (2) The contractor will, in all solicitations or advertisements for employees placed by or on behalf of the contractor, state that all qualified applicants will receive consideration for employment without regard to race, color, religion, sex, sexual orientation, gender identity, or national origin.
- (3) The contractor will not discharge or in any other manner discriminate against any employee or applicant for employment because such employee or applicant has inquired about, discussed, or disclosed the compensation of the employee or applicant or another employee or applicant. This provision shall not apply to instances in which an employee who has access to the compensation information of other employees or applicants as a part of such employee's essential job functions discloses the compensation of such other employees or applicants to individuals who do not otherwise have access to such information, unless such disclosure is in response to a formal complaint or charge, in furtherance of an investigation, proceeding, hearing, or action, including an investigation conducted by the employer, or is consistent with the contractor's legal duty to furnish information.
- (4) The contractor will send to each labor union or representative of workers with which he has a collective bargaining agreement or other contract or understanding a notice to be provided advising the said labor union or workers' representatives of the contractor's commitments under this section and shall post copies of the notice in conspicuous places available to employees and applicants for employment.
- (5) The contractor will comply with all provisions of Executive Order 11246 of September 24, 1965, and of the rules, regulations, and relevant orders of the Secretary of Labor.
- (6) The contractor will furnish all information and reports required by Executive Order 11246 of September 24, 1965, and by rules, regulations, and orders of the Secretary of Labor, or pursuant thereto, and will permit access to his books, records, and accounts by the administering agency and the Secretary of Labor for purposes of investigation to ascertain compliance with such rules, regulations, and orders.
- (7) In the event of the contractor's noncompliance with the nondiscrimination clauses of this contract or with any of the said rules, regulations, or orders, this contract may be canceled, terminated, or suspended in whole or in part, and the contractor may be declared ineligible for further government contracts or federally assisted construction contracts in accordance with procedures authorized in Executive Order 11246 of September 24, 1965, and such other sanctions may be imposed and remedies invoked as provided in Executive Order 11246 of September 24, 1965, or by rule, regulation, or order of the Secretary of Labor, or as otherwise provided by law.
- (8) The contractor will include the portion of the sentence immediately preceding paragraph (1) and the provisions of paragraphs (1) through (8) in every subcontract or purchase order unless exempted by rules, regulations, or orders of the Secretary of Labor issued pursuant to section 204 of Executive Order 11246 of September 24, 1965, so that such provisions will be binding upon each subcontractor or vendor. The contractor will take such action with respect to any subcontract or purchase order as the administering agency may direct as a means of enforcing such provisions, including sanctions for noncompliance.

Provided, however, that in the event a contractor becomes involved in or is threatened with litigation with a subcontractor or vendor as a result of such direction by the administering agency, the contractor may request the United States to enter into such litigation to protect the interests of the United States.

4. If fulfillment of the contract requires the contractor to employ mechanic's or laborers, the contractor further agrees that it can and will comply with the following:

- (1) Overtime requirements: No contractor or subcontractor contracting for any part of the contract work which may require or involve the employment of laborers or mechanics shall require or permit any such laborer or mechanic in any workweek in which he or she is employed on such work to work in excess of forty hours in such a workweek unless such laborer or mechanic receives compensation at a rate not less than one and one-half times the basic rate of pay for all hours worked in excess of forty hours in such a workweek.
- (2) Violation: liability for unpaid wages; liquidated damages. In the event of any violation of the clause set forth in paragraph (1) of this section, the contractor and any subcontractor responsible therefor shall be liable for

the unpaid wages. In addition, such contractor and subcontractor shall be liable to the United States (in the case of work done under contract for the District of Columbia or a territory, to such District or to such territory) for liquidated damages. Such liquidated damages shall be computed with respect to each individual laborer or mechanic, including watchmen and guards, employed in violation of the clause set forth in paragraph (1) of this section, in the sum of \$10 for each calendar day on which such individual was required or permitted to work in excess of the standard workweek of forty hours without payment of the overtime wages required by the clause set forth in paragraph (1) of this section.

- (3) Withholding for unpaid wages and liquidated damages. LFUCG shall upon its own action or upon written request of an authorized representative of the Department of Labor withhold or cause to be withheld, from any moneys payable on account of work performed by the contractor or subcontractor under any such contract or any other federal contract with the same prime contractor, or any other federally-assisted contract subject to the Contract Work Hours and Safety Standards Act, which is held by the same prime contractor, such sums as may be determined to be necessary to satisfy any liabilities of such contractor or subcontractor for unpaid wages and liquidated damages as provided in the clause set forth in paragraph (2) of this section.
- (4) Subcontracts. The contractor or subcontractor shall insert in any subcontracts the clauses set forth in paragraph (1) through (4) of this section and also a clause requiring the subcontractors to include these clauses in any lower-tier subcontracts. The prime contractor shall be responsible for compliance by any subcontractor or lower-tier subcontractor with the clauses set forth in paragraphs (1) through (4) of this section.

5. The contractor shall comply with all applicable standards, orders, or regulations issued pursuant to the Clean Air Act, as amended, 42 U.S.C. § 7401 et seq.

6. The contractor shall report each violation to LFUCG and understands and agrees that LFUCG will, in turn, report each violation as required to assure notification to the Treasury Department and the appropriate Environmental Protection Agency Regional Office.

7. The contractor shall include these requirements in numerical paragraphs 5 and 6 in each subcontract exceeding \$100,000 financed in whole or in part with Federal funding.

8. The contractor shall comply with all applicable standards, orders, or regulations issued pursuant to the Federal Water Pollution Control Act, as amended, 33 U.S.C. § 1251 et seq.

9. The contractor shall report each violation to LFUCG and understands and agrees that LFUCG will, in turn, report each violation as required to assure notification to the Treasury Department and the appropriate Environmental Protection Agency Regional Office.

10. The contractor shall include these requirements in numerical paragraphs 8 and 9 in each subcontract exceeding \$100,000 financed in whole or in part with Federal funds.

11. The contractor shall comply with all applicable standards, orders, or regulations issued pursuant to the Federal Water Pollution Control Act, as amended, 33 U.S.C. § 1251 et seq.

12. The contractor shall report each violation to LFUCG and understands and agrees that LFUCG will, in turn, report each violation as required to assure notification to the Treasury Department and the appropriate Environmental Protection Agency regional office.

13. The contractor shall include these requirements in numerical paragraphs 11 and 12 in each subcontract exceeding \$100,000 financed in whole or in part with American Rescue Plan Act funds.

14. The contractor shall include this language in any subcontract it executes to fulfill the terms of this bid: "the subgrantee, contractor, subcontractor, successor, transferee, and assignee shall comply with Title VI of the Civil Rights

Act of 1964, which prohibits recipients of federal financial assistance from excluding from a program or activity, denying benefits of, or otherwise discriminating against a person on the basis of race, color, or national origin (42 U.S.C. § 2000d et seq.), as implemented by the Department of the Treasury's Title VI regulations, 31 CFR Part 22, which are herein incorporated by reference and made a part of this contract (or agreement). Title VI also includes protection to persons with 'Limited English Proficiency' in any program or activity receiving federal financial assistance, 42 U.S.C. § 2000d et seq., as implemented by the Department of the Treasury's Title VI regulations, 31 CFR Part 22, and herein incorporated by reference and made a part of this contract or agreement."

15. Contractors who apply or bid for an award of \$100,000 or more shall file the required certification that it will not and has not used federal appropriated funds to pay any person or organization for influencing or attempting to influence an officer or employee of any agency. Each tier certifies to the tier above that it will not and has not used federal appropriated funds to pay any person or organization for influencing or attempting to influence an officer or employee of any agency, a member of Congress, officer or employee of Congress, or an employee of a member of Congress in connection with obtaining any federal contract, grant, or any other award covered by 31 U.S.C. § 1352. Each tier shall also disclose any lobbying with non-federal funds that takes place in connection with obtaining any federal award. Such disclosures are forwarded from tier to tier, up to the recipient. The required certification is included here:

a. The undersigned certifies, to the best of his or her knowledge and belief, that:

- (1) No Federal appropriated funds have been paid or will be paid, by or on behalf of the undersigned, to any person for influencing or attempting to influence an officer or employee of an agency, a Member of Congress, an officer or employee of Congress, or an employee of a Member of Congress in connection with the awarding of any Federal contract, the making of any Federal grant, the making of any Federal loan, the entering into of any cooperative agreement, and the extension, continuation, renewal, amendment, or modification of any Federal contract, grant, loan, or cooperative agreement.
- (2) If any funds other than Federal appropriated funds have been paid or will be paid to any person for influencing or attempting to influence an officer or employee of any agency, a Member of Congress, an officer or employee of Congress, or an employee of a Member of Congress in connection with this Federal contract, grant, loan, or cooperative agreement, the undersigned shall complete and submit Standard Form-LLL, "Disclosure Form to Report Lobbying," in accordance with its instructions.
- (3) The undersigned shall require that the language of this certification be included in the award documents for all subawards at all tiers (including subcontracts, subgrants, and contracts under grants, loans, and cooperative agreements) and that all subrecipients shall certify and disclose accordingly.

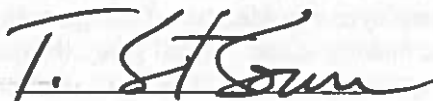
b. This certification is a material representation of fact upon which reliance was placed when this transaction was made or entered into. Submission of this certification is a prerequisite for making or entering into this transaction imposed by section 1352, title 31, U.S. Code. Any person who fails to file the required certification shall be subject to a civil penalty of not less than \$10,000 and not more than \$100,000 for each such failure.

16. The contractor acknowledges and certifies that it has not been debarred or suspended and further acknowledges and agrees that it must comply with regulations regarding debarred or suspended entities in accordance with 24 CFR § 570.489(l). Funds may not be provided to excluded or disqualified persons.

17. The contractor agrees and certifies that to the greatest extent practicable, it will prefer the purchase, acquisition, and use of all applicable goods, products or materials produced in the United States, in conformity with 2 CFR 200.322 and/or section 70914 of Public Law No. 117-58, §§ 70901-52, also known as the Infrastructure Investment and Jobs Act, whichever is applicable.

18. The contractor agrees and certifies that all activities performed pursuant to any Agreement entered as a result of the contractor's bid, and all goods and services procured under that Agreement, shall comply with 2 C.F.R. § 200.216 (Prohibition on certain telecommunications and video surveillance services and equipment) and 2 C.F.R. 200 § 200..323 (Procurement of recovered materials), to the extent either section is applicable.

19. If this bid involves construction work for a project totaling \$10 million or more, then the contractor further agrees that all laborers and mechanics, etc., employed in the construction of the public facility project assisted with funds provided under this Agreement, whether employed by contractor, or contractor's contractors, or subcontractors, shall be paid wages complying with the Davis-Bacon Act (40 U.S.C. 3141-3144). Contractor agrees that all of contractor's contractors and subcontractors will pay laborers and mechanics the prevailing wage as determined by the Secretary of Labor and that said laborers and mechanics will be paid not less than once a week. The contractor agrees to comply with the Copeland Anti- Kick Back Act (18 U.S.C. § 874) and its implementing regulations of the U.S. Department of Labor at 29 CFR part 3 and part 5. The contractor further agrees to comply with the applicable provisions of the Contract Work Hours and Safety Standards Act (40 U.S.C. Section 327-333), and the applicable provisions of the Fair Labor Standards Act of 1938, as amended (29 U.S.C. et seq.). Contractor further agrees that it will report all suspected or reported violations of any of the laws identified in this paragraph to LFUCG.


Signature

10-24-2022
Date

TRAFFIC SIGNAL AND CONTROL EQUIPMENT

We propose to deliver to the Lexington-Fayette Urban County Government, Division of Traffic Engineering loading dock at 1515 Old Frankfort Pike, Lexington, Kentucky, 40504, the following traffic signal and control equipment conforming to all specifications used by the Commonwealth of Kentucky, Division of Traffic, for like purpose within 30 - 250 days of receipt of purchase authorization:

Pricing for the following shall be good for 365 days from acceptance of bid.

Special Requirements:

- All vehicle signals shall have a 5 position terminal strip mounted in the yellow section for signal and field wire connections.
Note: This means there will be a total of 2 terminal strips in a 5-section signal.
- Each pedestrian signal shall have a terminal strip large enough to accommodate signal and field wire connections.
- All LED's in traffic Signals and Pedestrian Signals outlined in contract shall comply with Kentucky Transportation Cabinet specifications (attached) and current ITE/MUTCD specifications
- All pedestrian signal housings, pedestal poles, pedestal bases, pedestrian signal upper/lower mounting arm assemblies, pedestrian push buttons, pedestrian push button boxes and signal entrance heads shall be powder coated black, equivalent to Pelco Products Inc. #P33 specifications.
- All conflict monitor inputs shall be terminated in controller cabinet
- All base mount cabinets shall have two (2) AC-Bus's (neutral bars)

TRAFFIC SIGNAL CONTROLLER EQUIPMENT

1. 2070L Complete with everything - Base Mount Cabinet #332:

Note: 2070L traffic signal controller equipment shall meet following requirements:

Engine Board and CPU shall be compliant with the ATC Standard Draft 6.10 or newer.

The CPU performance shall be at least 760 MIPS.

Minimum required engine board memory: 64 MB Flash, 64 MB DRAM, and 1 MB SRAM

CPU carrier board shall include: 1 (one) USB port mounted on faceplate, 2 to 4 RJ45 10/100 Ethernet

Ports mounted on faceplate: 1 to 2 Ports connected to Subnet 1 and 2 Ports connected to Subnet 2,

1 (one) serial port capable of directly driving an ITS or ITS v2 traffic signal cabinet.

There shall be no batteries or moving parts such as fans or memory storage devices with rotating parts on the controller unit.

Controller hardware shall facilitate the use of the controller in 170 style (C1s and C11s connectors), ITS, and ITS version 2 cabinets.

The 1C shall have the latest version of Intelight MAXtime pre-installed on the module. This shall include any licensing required for the use of MAXtime. This also includes any costs required for the integration of firmware on the provided 1C Module. The Division of Traffic Operation will require that the manufacturer of the 1C send a sample a 1C loaded with MAXtime for testing before the contract is awarded.

OPERATING SYSTEM

O/S Version

The Traffic Signal Controller shall use a Linux operating system (O/S) with kernel version 3.0 or later and shall include standard POSIX libraries for application support including real-time extensions of POSIX 1003.1b. To facilitate application level access to the ATC hardware, a Board Support Package (BSP) shall be provided by the controller manufacturer for access to hardware-specific drivers.

O/S Updates

A nighttime photograph of a city skyline, likely New York City, with numerous skyscrapers illuminated by lights. The sky is dark blue, and the buildings are lit up with various colors, including white, yellow, and blue. The perspective is from a high vantage point, looking down at the city streets.

SIEMENS

Ingenuity for life

Manufactured in
Kentucky, USA

ATC 2070-1C CPU Module

CPU module description


The Linux-based 2070-1C module is a versatile CPU that brings the power of the next generation ATC controller to the 2070 platform while giving a scalable, cost-effective upgrade alternative for all model 2070 controllers compliant to TEES 2002 and TEES 2009.

Benefits include

- The 2070C-1C provides an inexpensive and functional data security option for added support and convenience, leveraging existing investments
- Compatible with current NEMA, ITS and CALTRANS TEES 2002 and 2009 specifications

Features

- Open architecture Linux 2.6.39 operating system
- Network security with web interface management console
- Compatible with current approved TEES 2002 and TEES 2009 2070 hardware
- Capable of running multiple applications
- Environmentally hardened
- Board support package available for third party software development
- Flexible data storage options via USB, Datakey and SDHC memory devices



Highlights

- Open Architecture ensures compatibility with off-the-shelf products
- Standard Linux operating system
- Standard software modules from multiple sources
- Multitasking – each 2070-1C unit can control multiple applications
- High speed serial communications to CPU
- The ATC Engine board is a low-power design and particularly resistant in tough environmental conditions

Operating system features

- Embedded real time Linux Kernel
- All Linux drivers compliant to AASHTO, ITE and NEMA ATC standard version 5.2b with support for much of ATC 6
- Embedded software utilities:
 - Flash drive
 - RAM drive
 - MFIT validation suite for self-testing per ATC standard 5.2b

Technical specifications

- NXP MPC8309 333 MHz PowerQUICC™ II Pro embedded microprocessor
- Linux version 2.6.39
- 256 Megabytes of DRAM
- 512 Megabytes of FLASH
- 2 Megabytes of SRAM
- 2 Internal QUICC SDLC ports
- 2 Internal UART ports
- 3 External Zilog Z85230 UART/SDLC ports
- Supports 1 removable SDHC Memory card
- 4 IEEE 802.3-2002 10/100 Base-T Ethernet ports with auto switching capability
- 3 back haul ports
- 1 local port
- 2 Ethernet switches
- Supports 1 USB 2.0 high-speed devices
- Supports 5V and 3.3V Datakeys up to 32 Megabits
- Includes C/C++ Libraries: libstdc++.so.6.0.17 and glibc 2.19
- Caltrans TEES 2002/2009 compliant D type 25 pin C135 port
- Operating ambient temperature from -37 °C to +74 °C

Ordering information

- Part Number: AAD15753-002

Siemens Industry, Inc.
9225 Bee Cave Road
Building B, Suite 101
Austin, TX 78733

1.512.837.8300

Subject to change without prior notice
Order No.: DAT-70C-0117
Printed in USA
© 2017 Siemens Industry, Inc.

Subject to changes and errors. The information given in this document only contains general descriptions and/or performance features which may not always specifically reflect those described, or which may undergo modification in the course of further development of the products. The requested performance features are binding only when they are expressly agreed upon in the concluded contract.



Leader in APS Solutions

Connectivity | Accessibility | Durability

Polara is the trusted industry leader in Accessible Pedestrian Signals.



5.0

iNS



iCCU-S2

iNS
Next Generation of iNavigator
SIGNIFICANT upgrade to iNavigator that is backwards compatible with existing iN2 and iN3 installations.

PEDAPP™

Agency controlled pedestrian smartphone ADA intersection crossing supplement.



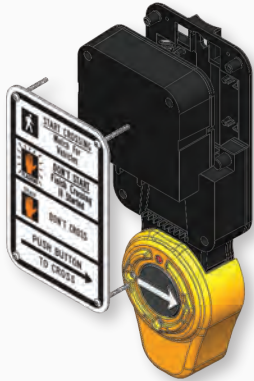
PEDAPP

Call your dealer for more information or visit--

POLARA.COM



Now One Button Choose Your Configuration



5.0

iNS



iNS iNAVIGATOR PED STATION

- **NEW** Single unit works with both iN2 (2-wire) and iN3 (3-wire) installations (Ped Head or Central Comm System)
- **NEW** Both systems can now Wireless Sync each other via Bluetooth to extend call range
- **NEW** Bluetooth 5.0 — More speed, range and app capabilities
- **NEW** Modular speaker design with front and rear sound
- Same iNavigator firmware and backwards compatible



iCCU-S2



CHOOSE 2- OR 3-WIRE SYSTEM

2-Wire Central Communication Control Unit:

- **NEW** Improved transient protection
- **NEW** Separate cables – Only buy what you need
- **NEW** TS1, TS2 & SDLC, TS2 Full BIU, 300 series cabinet (170/2070) card (iCCU-C2)

3-Wire Ped Head Control Unit:

- 3 wires to control unit in Ped Head (power, ground, data)



5.0



WIRELESS PROGRAMMING

- Industry-leading wireless accessibility and control (iOS®, Android™, Windows PC)
- Easily load/extract voice messages to/from PBS
- Free customized voice recording/online database for easy email/share/upload to buttons
- Quiet Time Control (modify sound via time of day in 3 steps)
- Save, share, and upload configuration settings/firmware
- Button diagnostics, firmware upgrades and more

The Bluetooth® word mark and logos are registered trademarks owned by Bluetooth SIG, Inc. and any use of such marks by Polara is under license. iOS is a registered trademark owned by Cisco Systems, Inc. licensed to Apple Inc. Android is a trademark owned by Google LLC. Windows is a trademark owned by Microsoft Corporation.



APS Connectivity, Accessibility and Confidence with Independent Lab Testing:
NEMA TS2 | Temperature | Humidity | Mechanical-Shock-Vibration | Transient Surge



iNS2: "iNS" iNavigator 2-Wire Push Button Station

The "iNS" iNavigator 2-Wire Push Button Station (iNS2 PBS) is the pedestrian interface to the iNavigator Accessible Pedestrian System. A system consists of a Control Unit (PN iCCU-S2, iCCU-C2, iCCU-S, or iCCU-C) and a Push Button Station. The iNS2 PBS is an MUTCD compliant PBS and provides valuable information and cues via both a vibrating arrow button and audible sounds, making the intersection accessible for all pedestrians. All sounds emanate from the front and back of the unit. A sunlight-visible red LED latches "ON" along with a tactile feedback "bounce" to confirm the button has been pushed. The vandal-resistant design of the iNS2 PBS includes the body, which houses the ADA compliant push button (shown), a faceplate (5X7 sign shown), and mounting hardware.

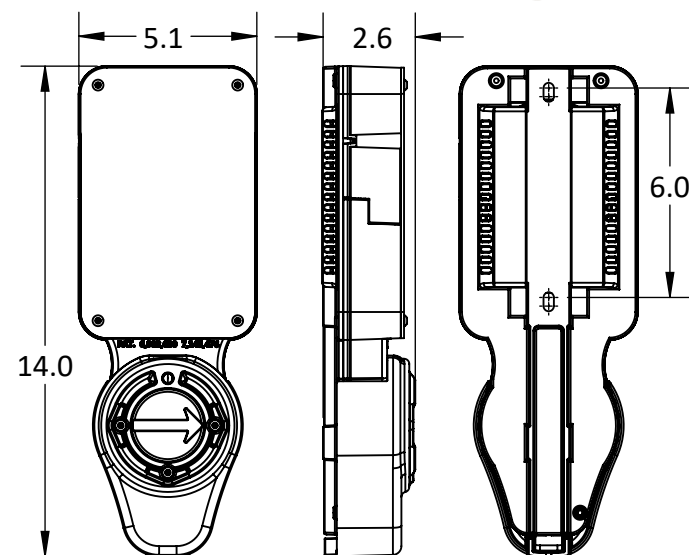
By interfacing with the Central Control Unit (CCU) that installs in the Traffic Cabinet, the iNS2 PBS can provide the following standard features:

- Operates over a single pair of wires
- All PBS wired in parallel, individually assignable to any phase
- 16 buttons can operate on a single iCCU (dependent on power requirements and wire runs)
- All sounds are synchronized
- 4 Locate Tone selectable options
- 13 Walk Sound selectable options, 3 of them custom options
- 7 Clearance Sound selectable options
- Walk, Clearance, and Don't Walk sounds automatically adjust to ambient
- Separate ambient response settings for Locate Tone (for quiet ambient conditions)
- Most sounds have independent Min/Max settable limits
- Button vibrates during Walk
- Button push confirmed by latching LED, tactile bounce, and audible "wait" sound
- Extended button push can boost volume for next Walk and Clearance
- Direction of travel message with extended button push, capable
- Extended Push Priority: mutes all but selected crosswalk, capable
- Extended Push activation settings: 0-6 second range, 0.5 second increments
- Beacons and Ping Pong features available
- Select audio messages, change settings, and perform firmware updates wirelessly using iOS (9.0+) or Android (5.0+) devices, or a Windows PC with Polara's Bluetooth Dongle (PN iN-DGL, purchased separately)
- Built in health/event logging feature, up to 1000 events
- False walk detection: four independent checks
- External speaker option at time of order
- External button input for bike lanes, horses, etc.
- Warranty: 3 year limited

An iNS2 PBS can operate as an iNS3 (Ped-Head Based System). It comes with a 3-position terminal block to connect to a Ped-Head Control Unit. See iNS3 Quick Start Guide for more information.

For optimum functionality, Polara recommends a dedicated pair of wires be routed to each PBS. Using IMSA 50-2 Cable is an ideal choice. The ground shield does not need to be connected.

Dimensions are in inches. iNS25BN0-Y unit shown.






Operating Specifications	
Parameter	Rating
Operating Temp. Range	-34°C to +74°C (-30°F to +165°F)
Storage Temp. Range	-45°C to +85°C (-50°F to +185°F)
Operating Force	3.0 lbs max, option of 3 adjustable programmed forces
Switch Operating Life	Greater than 20 million operations
Max. Volume	100 dB @ 1 meter

Design Compliance	
Functionality Test Type	Compliance
Temperature and Humidity	MUTCD 2009-4E
Transient Voltage Protection	NEMA TS2
Transient Suppression	NEMA TS2
Mechanical Shock and Vibration	NEMA TS2
iNS3 PBS Enclosure	NEMA 250 Type 4X
Electrical Reliability	NEMA TS2

Notes:

1. Lab tested to applicable sections of referenced standards
2. All specifications are subject to change without notice
3. All specifications are typical unless otherwise specified

Termination View: iNS2 Operating as iNS3 PBS



Ped Call Terminal on left. 3-position terminal block on right (for operating as iNS3)

iNS2 5 A N 0 - B - BD-ES

Additional Options

Button Options

- NA - No Arrow
- BD - Bi-Directional Arrow

Other Options

- WPC - With pole cap
- ES - External Speaker option

Button Cover Color

Back plate is always black.

- B - Black
- G - Green
- Y - Yellow

Audio Message Option

- 0 - Standard messages
- 1 - Custom Messages

Braille

- N - No braille on faceplate
- B - Braille on faceplate

Faceplate

MUTCD Compliant

- V - 9x12 R10-3
- U - 9X12 R10-3b
- T - 9x15 R10-3e

Non-MUTCD Compliant

- A - 5x7- International
- B - 5x7- International
- C - 9X12- Countdown
- D - 5X7 or 9x12- International
- O - No Faceplate

Size of Front Plate Adapter

- 5 - 5" x 7"
- 9 - 9" x 12"
- 3 - 9" x 15"


Navigator Family

iNS2 - iNavigator S 2-Wire Push Button

Dimensions are in inches.



iCCU-C2: iNtelligent Central Control Unit Rack Mount Card



The iCCU-C2 is designed for use in Cal-Trans or 300 Series cabinets and is the intelligent control unit for Polara's iN2/iNS2 accessible push button stations (PBS). The system is provided with a special cable adapter which detects the low voltage pedestrian load switch control signals present on the C4 connector. The special cable adapter (PN 850-382) connects between C4S and C4P and routes to the iCCU-C2 front panel. The iCCU-C2 installs in the input file in place of the typical pair of Type 242 isolators used for pedestrian detection. A separate interconnect board (PN iN2-ICB-C, sold separately) facilitates connection of up to 16 PBSs. Each PBS requires only two wires. All PBSs connect in parallel and do not have a polarity requirement. A required power supply (PN: iN2-150WPS-C, sold separately) connects to the interconnect boards to power the PBSs.

The iCCU-C2 front panel includes a backlit LCD for displaying system status information. Front panel buttons are used during setup, placing test calls, and to enable Wi-Fi. All setup functions can be performed via Ethernet or Wi-Fi using a PC. Setup and configuration is also supported using an iPhone, iPad or Android device via Wi-Fi. In addition, configuration via Bluetooth is supported by pairing with any connected PBS using a PC with an iN-DGL (purchased separately), or iOS/Android mobile device. All of the connection options provide full access to setup and configuration of both the iCCU-C2 and all connected PBSs. Polara provides free apps for Windows PCs (Windows 7+), iOS (9.0+) devices, and Android (5.0+) devices.

Multiple configurations are supported, with the ability to change operational features based on time of day. The system has downloadable internal conflict monitoring and health log data capture that contains extensive status/fault reporting. Remote Monitoring can be done over Ethernet.

Ped Walk/ Don't Walk Inputs:

0-24 VDC (active low)

Ped Call Outputs:

Optically isolated 36 Volts AC/DC peak
300 mA Solid State Fused Contact Closure

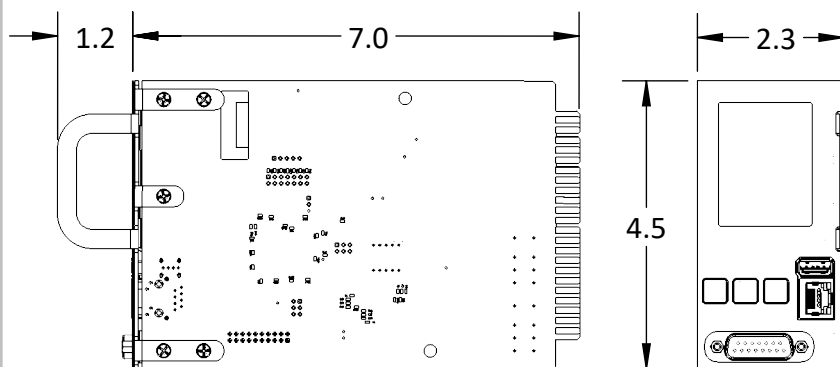
Environmental:

Operating: -34°C (-30°F) to $+74^{\circ}\text{C}$ ($+165^{\circ}\text{F}$) - LCD temperature range is limited to -20°C to $+70^{\circ}\text{C}$
Storage: -45°C (-50°F) to $+85^{\circ}\text{C}$ ($+185^{\circ}\text{F}$)

Warranty: 3 year limited

Notes:

1. The iCCU-C2 is compatible with Cal-Trans TEES and 300 series cabinets with a standard C4 connection to the output file.
2. Preempton messaging through the APS system is not available on this unit.



Dimensions are in inches.



iN2-ICB-C: Interconnect Board for iCCU-C & iCCU-C2

This Interconnect Board and Power Supply (purchased separately, PN iN2-150WPS-C) is required for landing of intersection/field button wires when an iCCU-C/iCCU-C2 Control Unit is used. Allows for connection of up to 16 iN2/iNS2 push button stations. The Power Supply connects to the Interconnect Board and provides the necessary additional power to operate the push button stations.

The part number for ordering the interconnect board is iN2-ICB-C.
The part number for ordering the power supply is iN2-150WPS-C.

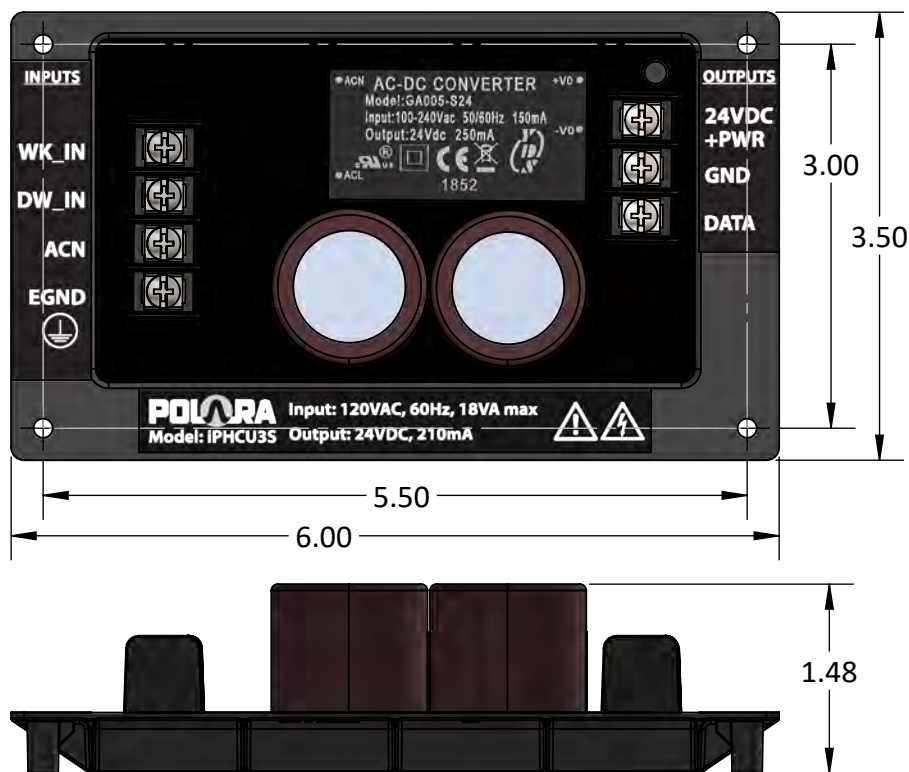


Dimensions are in inches.



iPHCU3S: PED HEAD CONTROL UNIT FOR iNAVIGATOR 3-WIRE

Polara's iNavigator 3-Wire Push Button Stations require this control unit in the pedestrian signal head to convert the 120VAC WALK and DON'T WALK signals to isolated low voltage DC signals and DC power. Terminal screws include washers (clamping plates) intended for bare wire. Crimp terminals are not recommended.



INPUT CONNECTIONS:

120VAC at 18VA Max, Walk, Don't Walk, AC Common, and Protective Ground to the wiring inside a pedestrian signal head (ped head)

OUTPUT CONNECTIONS:

Three wires - power (+24VDC), Ground, and Data connect from the iPHCU3S to an iNS3 Push Button Station. One iPHCU3S can operate one Push Button Station. The Data signal conveys both Walk and Don't Walk information as well as incoming voltage level information. The iNS3 is able to report a fault in the event of an improper Data signal.

A hardware kit is included with the iPHCU3S which is designed to provide easy mounting inside most common types of ped heads.

The iPHCU3S has built-in surge protection and is protected from moisture. There are no adjustments or replaceable parts.

An iNS2 button will automatically function as an iNS3 button when connected to an iPHCU3S.

*The iPHCU3S replaces the iPHCU3W and is backwards compatible with the iN3 PBS.

Product Ordering Information

iPHCU3S: 3 Wire Ped Head Control Unit (Shown)
iPHCU3S-M: 3-Wire Ped Head Control Unit with Mute Input

Functionality Test Type	Compliance
Temperature and Humidity	NEMA TS2
Transient Voltage Protection	NEMA TS2
Mechanical Shock and Vibration	NEMA TS2
Electrical Reliability	NEMA TS2

Note: Lab tested to applicable sections of referenced standards

Dimensions are in inches. Polara reserves the right to change specifications without notice.



OPTION V- MUTCD R10-3 SIGN - HI RETROREFLECTIVE (9" x 12")

OPTION A - NON-MUTCD Compliant Low-Cost Alternative



800H-86
Option V - MUTCD R10-3 SIGN
9"x12" Right/Left Arrow
Hi-Intensity Retroreflective
Fully complies with MUTCD

Also Available:

800-86

Option A
9"x12" Right/Left Arrow
Powder Coated Aluminum
Not MUTCD Compliant

800-87

Option A
5" x 7 3/4" Right/Left Arrow
Powder Coated Aluminum
Not MUTCD Compliant

800-97

Option A
5" x 7 3/4" NO-Arrow
Powder Coated Aluminum
Not MUTCD Compliant

800G-87

Option A
5" x 7 3/4" Right/Left Arrow
Powder Coated Aluminum
Anti-Graffiti



800H-89
Option V - MUTCD R10-3 SIGN
9"x12" Bi-Directional Arrow
Hi-Intensity Retroreflective
Fully complies with MUTCD

Also Available:

800-88

Option A
5" x 7 3/4" Bi-Directional Arrow
Powder Coated Aluminum
Not MUTCD Compliant

OPTION U- MUTCD R10-3b SIGN - HI RETROREFLECTIVE (9" x 12")

OPTION B - INFORMATIONAL SIGN - NON-MUTCD Compliant Low-Cost Alternative



800H-69
Option U - MUTCD R10-3b SIGN
9"x12" Right/Left Arrow
Hi-Intensity Retroreflective
Fully complies with MUTCD

Also Available:

800-59

Option B
INFORMATIONAL SIGN
5" x 7 3/4" Right/Left Arrow
Powder Coated Aluminum
Not MUTCD Compliant



800-98
Option B
INFORMATIONAL SIGN
5" x 7 3/4" NO-Arrow
Powder Coated Aluminum
Not MUTCD Compliant

Also Available:

800-100

Option B
INFORMATIONAL SIGN
9"x12" NO-Arrow
Powder Coated Aluminum
Not MUTCD Compliant



800H-72
Option U - MUTCD R10-3b SIGN
9"x12" Bi-Directional Arrow
Hi-Intensity Retroreflective
Fully complies with MUTCD

Also Available:

800-72

Option B
INFORMATIONAL SIGN
9"x12" Bi-Directional Arrow
Powder Coated Aluminum
Not MUTCD Compliant

800-63

Option B
INFORMATIONAL SIGN
5" x 7 3/4" Bi-Directional Arrow
Powder Coated Aluminum
Not MUTCD Compliant

OPTION T- MUTCD R10-3e SIGN - HI RETROREFLECTIVE (9" x 15")

OPTION N- CUSTOM FOR NEVADA DOT

OPTION P- iDETECT COUNT DOWN SIGN- WAVE

OPTION C - COUNTDOWN SIGN - NON-MUTCD Compliant Low-Cost Alternative



800H-84
Option T - MUTCD R10-3e SIGN
9"x15" Right/Left Arrow
Hi-Intensity Retroreflective
Fully complies with MUTCD

Also Available:

800-85

Option C - COUNTDOWN SIGN
9"x12" Right/Left Arrow
Powder Coated Aluminum
Not MUTCD Compliant

800G-85

Option N - Custom for Nevada DOT
9" x 12" Right/Left Arrow
Hi-Intensity Retroreflective
Anti-Graffiti Coating
Cannot be used with BRAILLE



800H-110
Option T - MUTCD R10-3e SIGN
9"x15" NO-Arrow
Hi-Intensity Retroreflective
Fully complies with MUTCD

800H-113

Option T - MUTCD R10-3e SIGN
9"x18" NO-Arrow
Hi-Intensity Retroreflective
Fully complies with MUTCD

Also Available:

800-104

Option C - COUNTDOWN SIGN
9"x12" NO-Arrow
Powder Coated Aluminum
Not MUTCD Compliant



800H-99
Option T - MUTCD R10-3e SIGN
9"x15" Bi-Directional Arrow
Hi-Intensity Retroreflective
Fully complies with MUTCD

Also Available:

800-90

Option C - COUNTDOWN SIGN
9"x12" Bi-Directional Arrow
Powder Coated Aluminum
Not MUTCD Compliant

800G-90

Option N - Custom for Nevada DOT
9" x 12" Bi-Directional Arrow
Hi-Intensity Retroreflective
Anti-Graffiti Coating
Cannot be used with BRAILLE



800H-135
Option P - iDETECT COUNTDOWN_WAVE
9"x15" Right/Left Arrow
Hi-Intensity Retroreflective
Fully complies with MUTCD

OPTION D - INTERNATIONAL SIGN



800-67
Option D
INTERNATIONAL SIGN
9"x12" Right/Left Arrow
Not MUTCD Compliant

800-58

Option D
INTERNATIONAL SIGN
5" x 7 3/4" Right/Left Arrow
Powder Coated Aluminum
Not MUTCD Compliant

800-70

Option D
INTERNATIONAL SIGN
9"x12" Bi-Directional Arrow
Not MUTCD Compliant

800-61

Option D
INTERNATIONAL SIGN
5" x 7 3/4" Bi-Directional Arrow
Powder Coated Aluminum
Not MUTCD Compliant

OPTION M Custom Signs for Minnesota DOT



800D-107
Option M - MUTCD R10-3e SIGN
9"x15" Right/Left Arrow
Diamond-Grade Retroreflective
Clear Protective Cover
Fully complies with MUTCD

800D-111

Option M - MUTCD R10-3e SIGN
5" x 7 3/4" Right/Left Arrow
Diamond-Grade Retroreflective
Clear Protective Cover

800D-112

Option M - MUTCD R10-3e SIGN
5" x 7 3/4" NO-Arrow
Diamond-Grade Retroreflective
Clear Protective Cover



800D-108
Option M - MUTCD R10-3e SIGN
9"x15" Bi-Directional Arrow
Diamond-Grade Retroreflective
Clear Protective Cover
Fully complies with MUTCD

800D-114

Option M - MUTCD R10-3e SIGN
5" x 7 3/4" Bi-Directional Arrow
Diamond-Grade Retroreflective
Clear Protective Cover

OPTION O - (LETTER O) DENOTES NO SIGN INSTALLED ON UNIT



OPTION R- MUTCD R10-3 TOUCHLESS SIGN - HI RETROREFLECTIVE (9" x 12")

OPTION E - TOUCHLESS SIGN - NON-MUTCD Compliant Low-Cost Alternative



800H-120
Option R- MUTCD R10-3 SIGN
9"x12" Right/Left Arrow
Hi-Intensity Retroreflective
Fully complies with MUTCD

Also Available:

800-117
Option E
TouchLess Sign
5" x 7 3/4" Right/Left Arrow
Powder Coated Aluminum
Not MUTCD Compliant

800H-124
Option R- MUTCD R10-3 SIGN
9"x15" Right/Left Arrow
Hi-Intensity Retroreflective
Fully complies with MUTCD

800H-132
Option R- MUTCD R10-3 SIGN
9"x18" Right/Left Arrow
Hi-Intensity Retroreflective
Fully complies with MUTCD

800H-121
Option R- MUTCD R10-3 SIGN
9"x12" NO-Arrow
Hi-Intensity Retroreflective
Fully complies with MUTCD

800-118
Option E
TouchLess Sign
5" x 7 3/4" NO-Arrow
Powder Coated Aluminum
Not MUTCD Compliant

800H-125
Option R- MUTCD R10-3 SIGN
9"x15" NO-Arrow
Hi-Intensity Retroreflective
Fully complies with MUTCD

800H-134
Option R- MUTCD R10-3 SIGN
9"x18" NO-Arrow
Hi-Intensity Retroreflective
Fully complies with MUTCD



800H-122
Option R- MUTCD R10-3 SIGN
9"x12" Bi-Directional Arrow
Hi-Intensity Retroreflective
Fully complies with MUTCD

Also Available:

800-119
Option E
TouchLess Sign
5" x 7 3/4" Bi-Directional Arrow
Powder Coated Aluminum
Not MUTCD Compliant

800H-126
Option R- MUTCD R10-3 SIGN
9"x15" Bi-Directional Arrow
Hi-Intensity Retroreflective
Fully complies with MUTCD

OPTION S- TOUCHLESS SIGN - HI RETROREFLECTIVE (9" x 12")

OPTION F- MUTCD R10-3a SIGN - HI RETROREFLECTIVE (9" x 15")



800H-123
Option S
9"x12" Right/Left Arrow
Hi-Intensity Retroreflective



800H-133
Option S
9"x12" Bi-Directional Arrow
Hi-Intensity Retroreflective



800H-127
Option F- MUTCD R10-3a SIGN
9"x15" Right/Left Arrow
Hi-Intensity Retroreflective
Fully complies with MUTCD

OPTION K- MUTCD R10-3e COUNT DOWN CA SIGN - HI RETROREFLECTIVE (9" x 15")

OPTION J - ACCESSIBLE MSG SIGN

OPTION Q - NYC SIGN, PUSH BUTTON AUDIBLE SIGNAL



800H-130
Option K- MUTCD R10-3e
COUNTDOWN CA SIGN
9"x15" Right/Left Arrow
Hi-Intensity Retroreflective
Fully complies with MUTCD



800-115
Option J
5" x 7 3/4" ACCESSIBLE MSG SIGN
Powder Coated Aluminum
Not MUTCD Compliant

Also Available:

800G-115
Option J
5" x 7 3/4" ACCESSIBLE MSG SIGN
Powder Coated Aluminum
Anti-Graffiti Coating



800-137
Option Q
5" x 7 3/4" NYC SIGN
PUSH BUTTON AUDIBLE SIGNAL
Powder Coated Aluminum
Not MUTCD Compliant

OPTION G- MUTCD R10-25 MODEL X FDOT- HI RETROREFLECTIVE (9" x 18")

OPTION H- MUTCD R10-25 MODEL iDX FDOT TOUCHLESS- HI RETROREFLECTIVE


OPTION W- MUTCD R10-25 MODEL X- HI RETROREFLECTIVE (9" x 12")



800H-128
Option G- Custom for Florida DOT
9"x18" NO-Arrow
Hi-Intensity Retroreflective



800H-129
Option H- Custom for Florida DOT
TOUCHLESS SIGN
9"x18" NO-Arrow
Hi-Intensity Retroreflective



800H-109
Option W- MUTCD R10-25 SIGN
9"x12" NO-Arrow
Hi-Intensity Retroreflective
Fully complies with MUTCD

Also Available:

800H-101
Option W- MUTCD R10-25 SIGN
5" x 7 3/4" Right/Left Arrow
Hi-Intensity Retroreflective



iNSPA4X2-B: Adapter for Mounting Two iNavigators on a 4.5" Pole

This adapter is for use with the iNavigator family of Push Button Stations (PBS) when 9"x12" or 9"x15" signs are used on a 4.5" pole.

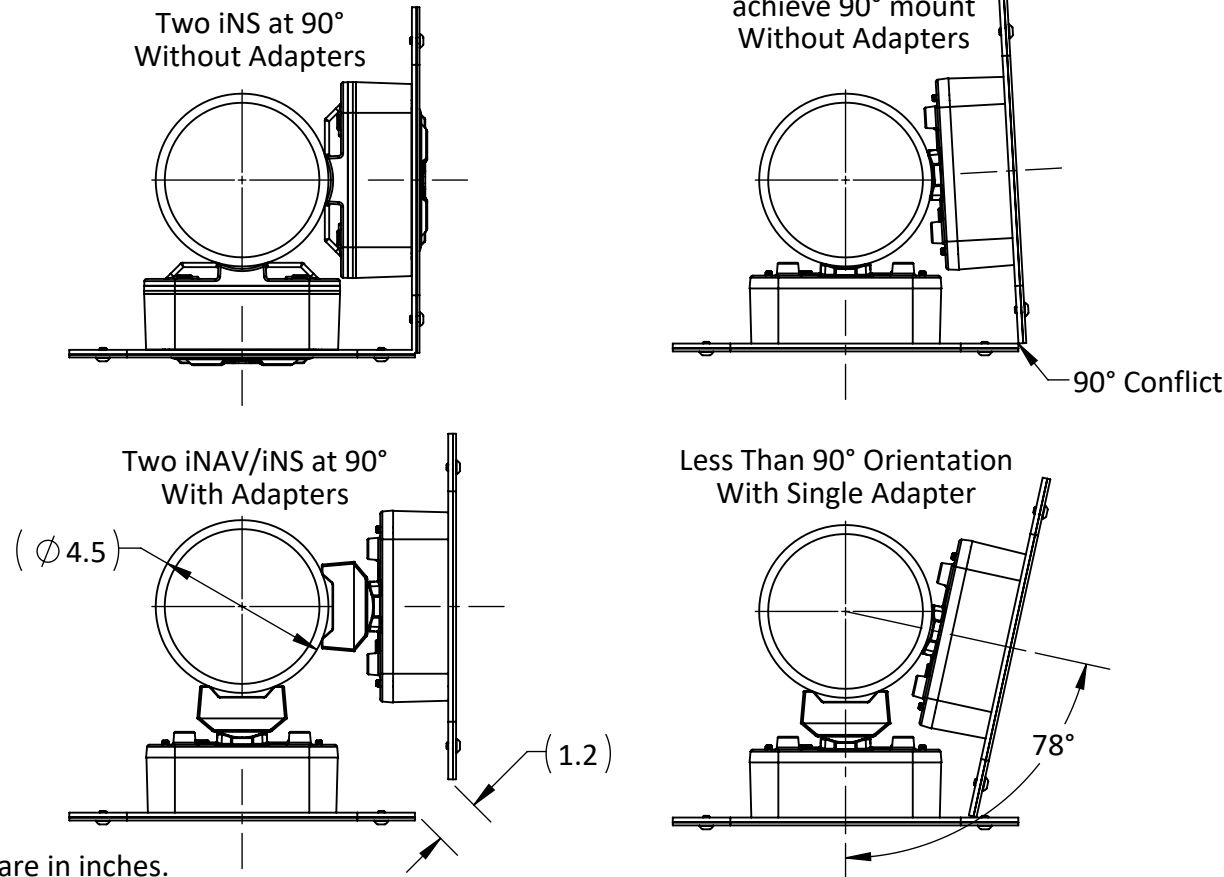
They are required to mount two iNAV Series Push Button Stations at 90° to each other because the signs make contact and do not allow 90° or less orientation. Because iNS Series Push Button Stations are slightly thicker, two can be mounted 90° to each other, but the signs will touch and slightly impede sound projection.

This adapter is designed to offset two push buttons so the signs can have a 1"+ gap between them that allows better sound projection, or to allow the push buttons to be mounted at angles other than 90° for skewed crosswalks. The iNPBF2S-4.5-B accomplishes a similar objective, but only allows 90° orientation.

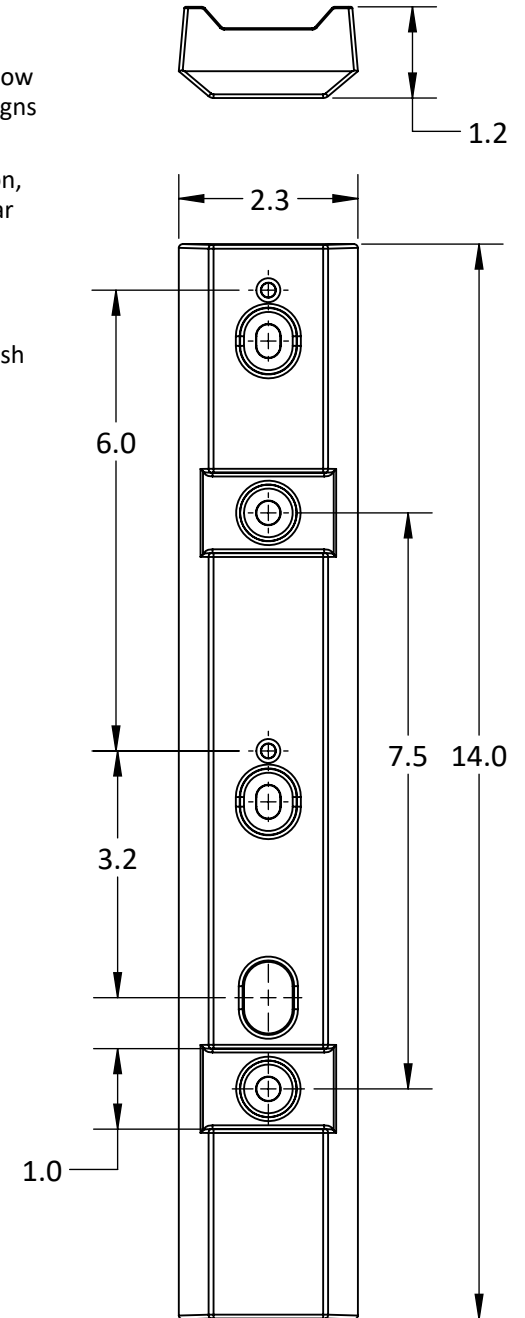
For 90° mounting of PBF2 and PBF2C push button frames with 9"x12" or 9"x15" signs you must use the PBF2S-4.5-B. This iNSPA4X2 would only allow limited, variable angle mounting for skewed intersections.

The adapters can either be strapped or bolted to the pole. For bolting, tapped holes are provided to match the 6" spacing of most push button frames.

The adapter is made of aluminum, powder-coated black.



Dimensions are in inches.





iNSPA4X2-X ADAPTER FOR MOUNTING TWO PBF2, OR iN/iNS NAVIGATORS ON A 4.5" POLE

Installation Instructions

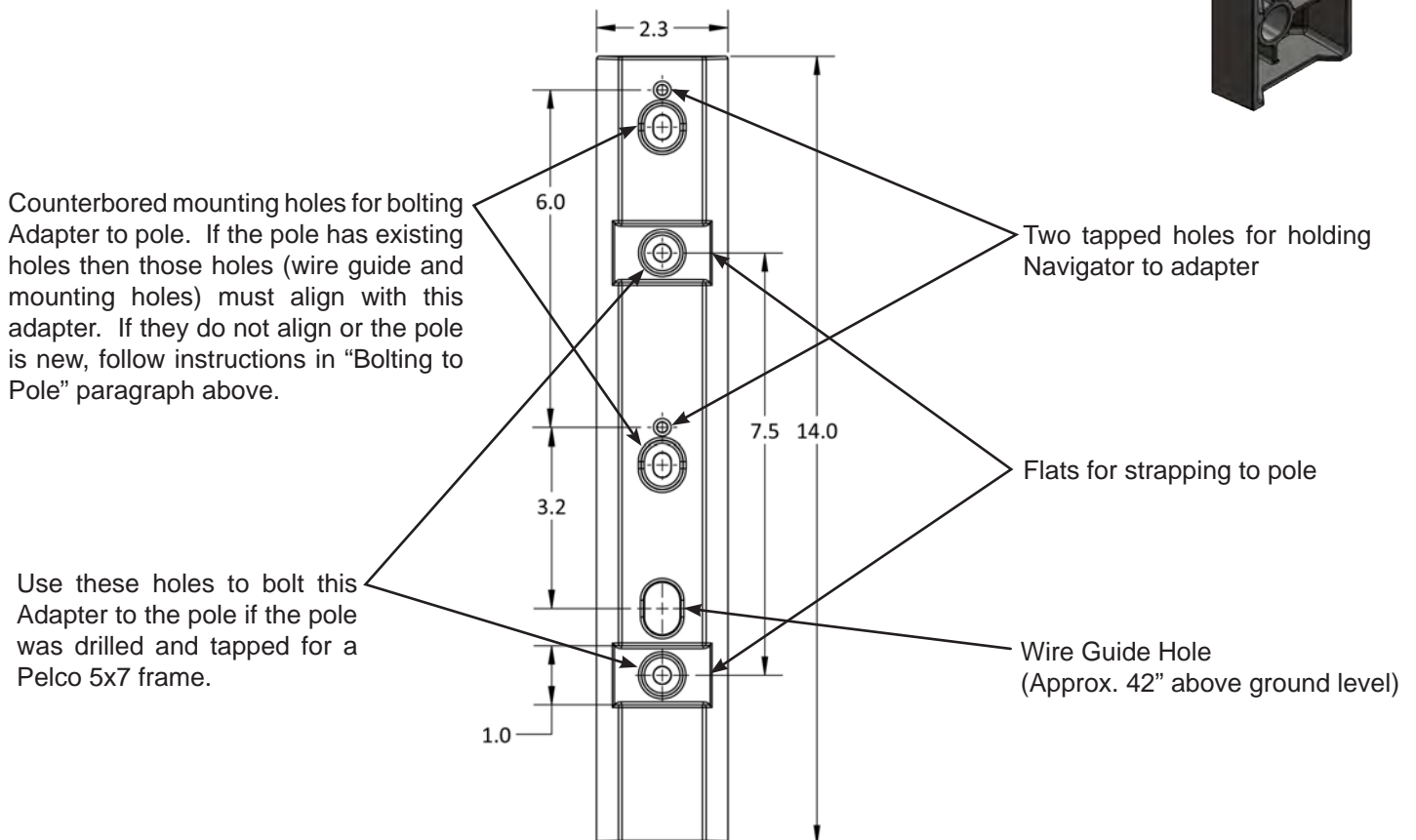
This Adapter is designed to be either bolted or strapped to a pole. One Adapter is needed for each Navigator or PBF2.

Bolting to Pole

The typical recommended button height is approximately 42". Drill a 1/2" (or larger) wire guide hole into pole approximately 42" above ground level or at the height you want the button to be. Hold Adapter so wire guide hole lines up with hole in pole. Mark locations of two counterbored mounting holes then drill and tap two 1/4-20 mounting holes in pole on 6" centers. Feed push button wires through wire guide hole and bolt Adapter to pole. Then connect wires to Navigator and bolt it to the adapter.

Strapping to Pole

Drill two 1/2" (or larger) wire guide holes for push button wires at desired button height location and 90° to each other. Feed push button wires through holes in pole and holes in Adapters. Strap Adapters to pole locating straps across flat areas (2 places). Then connect wires to Navigator and bolt Navigators to the Adapters using supplied 1/4-20 bolts.





an EnerSys® company

FXM HP 1100

Rugged UPS Module



- 1100W/VA UPS designed to operate in extreme environments and provide maximum flexibility
- Advanced next-generation control and monitoring platform with high resolution color touchscreen LCD display with advanced local UI
- Built-in data loggers to monitor performance logs, user configurable alarms and advanced equation editing for custom data and actions
- Integrated USB host for local firmware upgrades, configuration updates, backup, restoration and cloning
- Wide range Automatic Voltage Regulation (AVR) lengthens battery life by providing protection without transferring to backup mode during voltage surge or sag
- Independently programmable control and reporting dry contacts allow monitoring and controlling of key functions




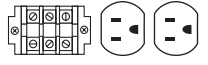



The FXM HP UPS continues the longstanding excellence in Battery Backup Systems by ensuring equipment in security, communications, traffic, industrial environments, and many other critical applications remains safe and protected from power disturbances and outages.

Thanks to its powerful programmable temperature compensated battery charger, the FXM UPS is capable of providing the runtime and extended battery life you need. The FXM HP colored LCD touchscreen display provides access to multiple configurable tabs for quick system status, overview and configuration without the need of a laptop.

Multiple communication ports including two Ethernet connections permits simultaneous local craft access as well as permanent LAN/WAN connectivity. A USB key may also be used to quickly backup and restore site configuration settings and data logs. Enhanced security using modern encryption technology ensures proper authentication and privacy for remote connection with the UPS. Environmental conditions and other equipment can be monitored via a single IP interface via CAN port using Alpha® Analog Digital Input Output (ADIO) devices.

FXM HP 1100 Rugged UPS Module

Electrical	
120VAC Model	
Battery:	String Voltage: 48VDC Battery Breaker Rating: 50A Maximum Charging Current: 15A
Input:	Nominal Voltage: 120VAC Voltage Range: 85 to 171VAC Frequency: 50Hz or 60Hz (Autodetect Frequency is the default configuration, can also be manually configured.) $\pm 5\%$ Maximum Current: 15A (@ Nominal voltage and max battery charging current) AC Breaker Rating: 20A
Output:	Waveform: Pure sinewave Nominal Voltage: 120VAC Voltage Regulation: $\pm 10\%$ on line mode, $\pm 2\%$ on inverter mode Power at 50°C: 1100W/VA Frequency: Output frequency = Input frequency Frequency Tolerance, Backup Mode: ± 0.3 Hz
230VAC Model	
Battery:	String Voltage: 48VDC Battery Breaker Rating: 50A Maximum Charging Current: 15A
Input:	Nominal Voltage: 210/220/230/240VAC Voltage Range: 153 to 322VAC Frequency: Nominal: 50Hz or 60Hz (Autodetect Frequency is the default configuration, can also be manually configured.) $\pm 5\%$ Current: 8A (@ Nominal voltage and max battery charging current) Input Breaker Rating: 10A
Output:	Waveform: Pure sinewave Nominal voltage: 210/220/230/240VAC (same as input) Voltage regulation: $\pm 10\%$ on line mode, $\pm 2\%$ on inverter mode Power at 55°C: 1100 @220/230/240V Frequency: Output frequency = Input frequency Frequency Tolerance: Backup Mode: ± 0.3 Hz
Communication Interface	
Protocol:	SNMP: SNMP v3 via Ethernet. Compatible with subscription and discovery services TCP/IP: IPv4 or IPv6 Email: SMTP via Ethernet
Security:	Password: 256-bit Encryption Secured Web Interface: SSL for HTTPS
Display:	Full graphic LCD, 480x272 pixels, Resistive touch screen
Ports:	<ul style="list-style-type: none"> • 2 x RJ45: Ethernet • 1 x RJ11: Battery Temperature Compensation • 1 x RJ12: for Alpha CAN devices • 1 x USB-A: For upgrades or file management via a standard USB flash drive • 1 x USB-Mini B: For soft shutdown using MegaTec protocol compliant client
Indicators:	<ul style="list-style-type: none"> • Solid Green: Line Mode, • Flashing Green: Inverter mode • Yellow/Amber: Minor alarms • Red: Major/Critical alarms
Dry Contacts:	Programmable NO/NC (250VAC, 1A)*, 3 user inputs, ATS
Factory Default:	<ul style="list-style-type: none"> • C1: On Battery • C2, C3: Low Battery + No Line • C4: Load Shed Timer 1 • C5: Alarm • C6*: 48VDC @ 500mA • C7: User Inputs <ul style="list-style-type: none"> • S1: Self test • S2: User Input • S3: Shutdown(EPO) • C8: ATS (48VDC @ 10mA)
* C6 is factory configurable only	

Mechanical		
Dimensions:	mm: 133H x 394W x 222D inches: 5.22H x 15.5W x 8.75D	
Weight:	14kg/31lbs	
Environmental		
Operating Temp Range*:	-40 to 74°C (-40 to 165°F)	
Humidity:	Up to 95% (non condensing)	
Altitude (m/ft):	Up to 3700 (12,000)**	
Audible noise @ 25°C***:	45dBa @ 1 meter (39in)	
MTBF (hours):	250K + as per Telcordia SR-332, 100% duty cycle, full load, @ 40°C	
BTU/Hr:	Normal mode: 120VAC Model: 18Watts/61.42BTU/HR 230VAC Model: 30Watts/102.36BTU/HR	
	Backup mode: 120VAC Model: 187.56Watts/640BTU/HR 230VAC Model: 197.82Watts/675BTU/HR	
*120VAC module derates after 50°C (122°F). 230VAC module derates after 55°C (131°F) @220/230/240V. Derates 1.4% per °C past listed temperature range until a maximum of 74°C. Refer to manual for non listed voltage settings. **Derates 2°C per 300m (1000ft) above 1400m (4500ft) *** Measured at 25°C ambient temperature		
Performance		
Typical Output Voltage THD (resistive load):	120VAC Model: <3% 230VAC Model: <3.5%	
Typical Efficiency* (resistive load):	120VAC Model: 98% 230VAC Model: 97%	
Typical Transfer Time:	<5ms	
Load Crest Factor:	3:1 (load dependent)	
Lightning/Surge Protection:	ANSI/IEEE C62.41.2-2002, Criteria A & B	
*At nominal AC Input, full load and at 25°C ambient temperature		
Power Connector Options		
120VAC Model		
Input:	Output:	
Standard (0170024-001)	 Terminal Block	 Terminal Block
Optional (0170024-002)	 Terminal Block	 Terminal Block + Dual 5-15R
230VAC Model		
Standard (0170024-101)	 Terminal Block	 Terminal Block
Agency Compliance		
Electrical Safety:	UL 1778, CAN/CSA-C22.2 No. 107.3, EN 62040-1**	
Marks:		
EMC:	CFR Title 47 FCC Part 15 – Class A, ICES-003 – Class A, EN 62040-2 – UPS Category C2**	
RoHS:	Yes	
**Applies to 230VAC version only		



an EnerSys® company

Alpha Technologies Services, Inc. USA: 3767 Alpha Way, Bellingham, WA 98226 Canada: 7700 Riverfront Gate, Burnaby, BC V5J 5M4
Toll Free North America: +1 800 322 5742 Outside US: +1 360 647 2360 Technical Support: +1 800 863 3364
For more information visit www.alpha.com

© 2021 Alpha Technologies Services, Inc. All Rights Reserved. Trademarks and logos are the property of Alpha Technologies Services, Inc. and its affiliates unless otherwise noted. Subject to revisions without prior notice. E. & O.E.

02/2021
#0480066-00 REV A

FXM HP

Next Generation in Battery Backup Systems

Designed with a purpose - Alpha FXM HP is the next generation of rugged UPS power modules for the most demanding environments where clean backup power is needed. It offers a new user-friendly interface along with a proven building blocks for improved operational performance and integrity. While ensuring equipment in critical applications remains protected from power disturbances and outages it provides centralized setup, control and monitoring. Typical applications include traffic infrastructure, ITS equipment, security devices, parking gates, ticket dispenser, VMS signs and AC Small Cell power backup.



Designed to operate in extreme environments for reliability and maximum flexibility while ensuring critical loads remain protected and running

NEW FEATURES

- High resolution color touchscreen LCD display with multiple configurable information tabs for quick system status and overview
- Comprehensive graphical user interface for advanced system configuration
- Built-in web pages designed to provide a wealth of information
- Integrated USB host for local firmware upgrades, configuration updates, system backup, restoration and cloning
- Advanced user management with up to 6 users with configurable access rights
- User configurable alarms, custom data and advanced equation editing
- Optional Analog Digital Input Output (ADIO) device for monitoring via a single IP interface

INTRODUCING

FXM HP

NEXT GENERATION IN BATTERY BACKUP SYSTEMS



SECURITY

Modern encryption technology to ensure proper authentication and privacy. Central server authentication and authorization features for additional security layer.

- 256bit encryption: Username & Password
- SNMP v3: authentication & privacy
- Configurable Ethernet port web access
- SSL ready for HTTPS connectivity



CUSTOMIZATION

Allows user configurable alarms, customizable LCD information tabs and advanced equation editing for custom data and actions.

- Custom Data
- Timers
- Counters,
- Scheduler
- Custom Actions



AUDITS

Built-in data loggers to monitor performance logs or configure the BBS to capture a host of parameters.

- Events and Alerts
- Battery Log
- Performance Log
- Data Logs
- Power Outage Log



MULTIPLE USERS

Allows setting up multiple users and permissions, edit permissions, enabling and disabling users with ease.

- Administrator
- Account Manager
- Operator
- Guest



COMMUNICATION

Multiple ports for local and remote connectivity. Advanced file management, system configuration management, backup and restore functions.

- Web page
- SNMP



ALARMING

Accurate and customizable reporting and notifications to provide the peace of mind.

- SNMP Notifications:
 - Passive & active monitoring
- Configurable meta data in notifications
- Email: with location provider
- Public SMTP capable (Gmail)



ALPHA TRANSFER SWITCHES

OUTDOOR SOLUTIONS



Automatic Transfer Switch

UNIVERSAL AUTOMATIC TRANSFER SWITCH

120V/30A
230V/16A

Alpha's Universal Automatic Transfer Switch is designed as a three stage bypass switch that allows for the UPS to be bypassed and still maintain the ability to keep batteries fully charged.

It acts as a fail-safe device by switching the critical load to the utility line should a fault occur in the UPS. The UATS ensures that clean power is always provided to the critical load, ensuring that your mission-critical equipment always remains running in the event of an outage. This transfer switch also includes a standard manual bypass switch which eliminates costly equipment downtime while servicing the UPS or replacing the batteries.

Dimensions: mm: 81H x 135W x 152D
inches: 3.25H x 5.3W x 6.0D

Mounting options: Wall, shelf or single side rack mount



Automatic Generator Transfer Switch

UNIVERSAL GENERATOR TRANSFER SWITCH

120V/30A
230V/16A

Alpha's Universal Automatic Generator Transfer Switch automatically transfers the input to the UPS from the utility line to a portable AC generator.

The UGTS allows the generator to recharge the batteries and ensure your mission - critical equipment remains in operation during extended power outages. For manually connecting or disconnecting a generator, a standard switch is included.

Dimensions: mm: 81H x 135W x 152D
inches: 3.25H x 5.3W x 6.0D

Mounting options: Wall, shelf or single side rack mount



Alpha Maintenance Bypass Switch

ALPHA MAINTENANCE BYPASS SWITCH


120V
230V OPTION NOT AVAILABLE

Alpha's Maintenance Bypass Switch allows the user to manually bypass the UPS system to safely perform service or routine maintenance.

When working in conjunction with the Alpha U-ATS, the manual-only maintenance bypass switch can be installed into the traffic controller cabinet, allowing for the complete UPS system to be bypassed for safe emergency replacement.

Dimensions: mm: 117H x 120.6W x 165D
inches: 4.6H x 4.75W x 6.5D

Mounting options: Wall, 4 point shelf mount or single side rack mount



Rack Mount Options

OTHER MOUNTING OPTIONS RACK MOUNT KIT 2RU - 19 OR 23"

Can be configured with U-ATS, U-GTS, surge option and/or receptacle plate for heating mats.

AlphaCell™ XTV

AGM Top-Terminal Batteries



Your Power Solutions Partner

- Extreme temperature Absorbed Glass Mat (AGM) technology
- Superior cold temperature performance for outdoor applications
- Longer runtimes help increase network reliability
- Multiple models provide options for all network architectures
- Power density gains allow more runtime from smaller sized battery
- Extended service life for non-temperature controlled outdoor enclosures
- Full 5-year replacement warranty*

Recognized under UL 1989
and certified by ISO 9001, 14001



Designed according with
IEC 60896-21/22-2004



The AlphaCell XTV Battery line is specifically designed for extreme outdoor temperature applications. It's virgin lead-alloy grids minimize corrosion and maximize life expectancy. Patented Computerized Charge/Discharge System (CCDS) provides 100% out-of-box runtime capacity. Strategic global manufacturing and distribution locations available with non-spillable transportation ratings. Optimized for remote advanced status monitoring.

*When used with Alpha approved power supplies and enclosures in USA and Canada. For other regions see manual for details

POWER



AlphaCell XTV Extreme Temperature Batteries

NOMINAL SPECIFICATIONS					
Battery Models	100XTV	150XTV	195XTV	240XTV	
P/N	1810226	1810227	1810228	1810229	
Operating Temperature Range (w/ Temperature Compensation)	-40 to 74°C / -40 to 165°F (charger temperature compensation @ ±3.3mVpc per °C)				
Storage Temperature	-40 to 74°C (-40 to 165°F)	-40 to 74°C (-40 to 165°F)	-40 to 74°C (-40 to 165°F)	-40 to 74°C (-40 to 165°F)	
Self Discharge	Battery can be stored up to 12 months at 25°C (77°F). Higher temperatures during storage will require more frequent recharge.				
Voltage Per Unit	12V	12V	12V	12V	
Float Charge Voltage	13.5 to 13.8 Vdc average per 12V unit at 25°C (77°F)				
Refresh/Boost Charging Voltage	14.4 to 15.0 Vdc average 12V unit at 25°C (77°F)				
Maximum AC Ripple (Charger)	0.5% RMS or 1.5% of float recommended for best results. Maximum voltage allowed = 4% P/P				
Terminal Type	Threaded alloy insert terminal to accept M6 x 12mm bolt	Threaded alloy insert terminal to accept M6 x 20mm bolt			
Terminal Hardware Torque	13.6NM / 120in-lbs	13.6NM / 120in-lbs	13.6NM / 120in-lbs	13.6NM / 120in-lbs	
Case Sizes	22NF	24	27	31	
Dimensions	mm	207H x 228L x 138W	214H x 275L x 168W	214H x 322L x 169W	217H x 343L x 170W
	inches	8.17H x 9.01L x 5.46W	8.44H x 10.85L x 6.65W	8.43H x 12.71L x 6.67W	8.57H x 13.50L x 6.71W
Weight Approximate	17.7kg (39lbs)	25.4kg (56lbs)	30.5kg (67lbs)	32kg (75lbs)	
Runtime Rating 25A (@ 25°C/77°F to 1.75Vpc)	100 minutes	150 minutes	195 minutes	240 minutes	
Amp Hour Capacity 20Hr Rate (@ 25°C/77°F to 1.75Vpc)	56Ah	80Ah	100Ah	112Ah	
Maximum Discharge Current	300A	800A	800A	850A	
Short Circuit Current	1450A	1900A	2250A	2650A	
Impedance 60Hz (approximate)	0.005Ω	0.0045Ω	0.0039Ω	0.0034Ω	
Conductance Range Fully Charged New Battery (@ 25°C/77°F)	700 - 800	900 - 1100	1050 - 1250	1250 - 1550	

Terminal hardware included with every battery

CONSTANT CURRENT NOMINAL RATINGS IN AMPS (@ 25°C / 77°F TO 1.75V PER CELL)										
Discharge Time (Hours)	1	2	3	4	5	6	8	10	12	20
100XTV	39.4	22.1	15.8	12.4	10.3	8.7	6.7	5.4	4.6	2.8
150XTV	53.0	30.6	21.6	16.8	13.9	11.9	9.3	7.7	6.5	4.0
195XTV	65.5	37.6	26.9	21.0	17.3	14.7	11.3	9.4	7.9	5.0
240XTV	81.7	45.5	32.1	25	19.8	16.6	13	10.5	9	5.6

ESTIMATED RUNTIME MINUTES USING XM3-918HP (DEDUCT 4-6% FOR LEGACY XM POWER SUPPLIES)																
90VAC @	4A				8A				12A				18A			
XTV Models	100	150	195	240	100	150	195	240	100	150	195	240	100	150	195	240
3 Batteries	280	401	506	581	133	190	245	289	81	117	153	188	47	69	92	118
6 Batteries	597	869	1083	1240	298	427	538	617	188	269	344	399	113	163	211	251
9 Batteries	914	1349	1673	1927	465	672	841	961	300	430	542	621	185	264	337	391

ESTIMATED RUNTIME MINUTES USING XM3-624HP (DEDUCT 4-6% FOR LEGACY XM, VMX, AND GMX POWER SUPPLIES)																
60VAC @	4A				8A				12A				18A			
XTV Models	100	150	195	240	100	150	195	240	100	150	195	240	100	150	195	240
3 Batteries	416	599	751	858	203	290	369	427	126	181	234	276	74	108	142	175
6 Batteries	869	1280	1588	1828	441	637	797	912	284	407	513	589	174	249	319	371
9 Batteries	1321	1941	2441	2832	681	995	1237	1419	444	661	803	918	278	398	503	577

Based on .92 cable plant factor @ 25°C / 77°F

Alpha Technologies Ltd.

For more information visit www.alpha.ca

Canada: Burnaby, British Columbia T: 604.436.5900 F: 604.436.1233
 United States: Bellingham, Washington T: 360.647.2360 F: 360.671.4936

#0470133-00 Rev D 09/2017

Alpha Technologies reserves the right to make changes to the products and information contained in this document without notice.
 Copyright © 2017 Alpha Technologies. All Rights Reserved. Alpha® is a registered trademark of Alpha Technologies.
 member of The Alpha Group™ is a trademark of Alpha Technologies.

member of The Group™

(Item 71)

National Sign & Signal

24" x 24" 2 Message / 2 Way LED Lane Control Signal (dwg 6241A)

Message 1: "X" - red illumination (both sides)

Message 2: "↓" - green illumination (both sides)

(Item 72) National Sign & Signal

36" x 36" 3 Message / 2 Way LED Lane Control Signal (dwg 6242-2A)

Message 1: "X" - red illumination (both sides)

Message 2: "↓" - green illumination (both sides)

Message 3: R3-9A - white illumination (both sides)

(Item 73) National Sign & Signal

1 Ea. 30" x 36" 2 Message / 1 Way LED Lane Control Signal (dwg 6300-3A)

Message 1: R3-5R with "ONLY" - white illumination

Message 2: R3-6L - white illumination

(Item 74) National Sign & Signal

30" x 39" 1 Message / 1 Way LED Lane Control Signal (dwg 6243A)

Message : "LANE ENDS MERGE RIGHT" - white illumination

All letters shall be 5" letters formed by rows of LED pixels.

(Item 75) National Sign & Signal

36" x 36" 1 Message / 1 Way LED Lane Control Signal (dwg 6333A)

Message : "RIGHT LANE MUST TURN RIGHT" - white illumination

All letters shall be 5" letters formed by rows of LED pixels.

(Item 76) National Sign & Signal

30" x 36" 2 Message / 1 Way LED Lane Control Signal (dwg 6300A)

Message 1: R3-5R with "ONLY" - white illumination

Message 2: R3-6LR - white illumination

(Item 77) National Sign & Signal

1 Ea. 30" x 36" 1 Message / 2 Way LED Lane Control Signal (dwg 6261A)

Message 1: R3-5A - white illumination (side 1)

Message 2: "X" - red illumination (side 2)

NOTES:

1. Messages shall be formed by single or double rows of high intensity LEDs.

Displays shall have graphic characteristics of MUTCD legends.

2. 120 VAC shall be required to activate messages.

3. Dimming option with photocell shall be included.

4. Housings shall be factory drilled, top (and bottom if needed) , for Pelco tri-stud mounting hardware.

Lexington to provide Tri-stud wire entrance head hangers.

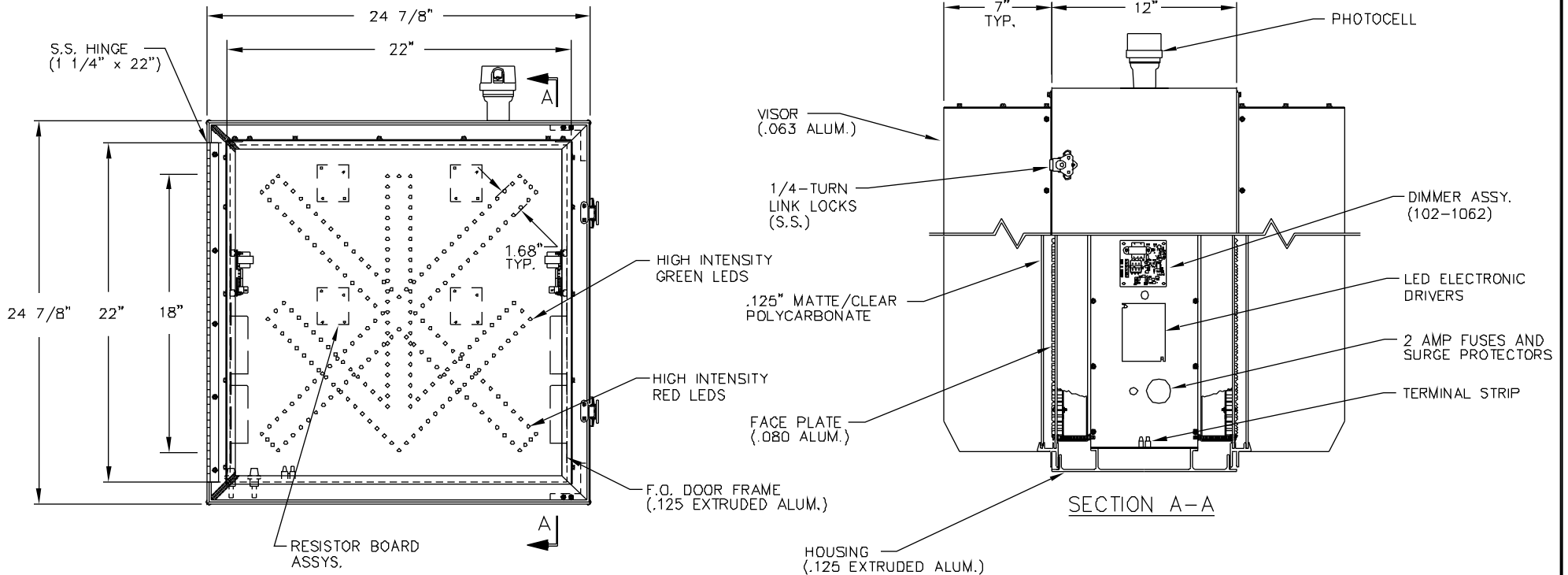
5. Mounting hardware Pelco Tri-Stud Span Wire Hanger Assy w/ PAL Balance Adjuster Stainless Hardware and Bushings

6. Drawing approval shall be required on all orders before manufacturing.

THIS DRAWING OR SPECIFICATION IS CONFIDENTIAL AND PROPRIETARY TO NATIONAL SIGN AND SIGNAL INC. AND IT MAY NOT BE REPRODUCED, USED, OR DISCLOSED TO OTHERS WITHOUT THE WRITTEN CONSENT OF NATIONAL SIGN AND SIGNAL INC.

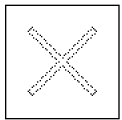
Item 71

LTR	REVISIONS	DATE

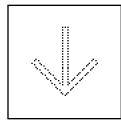


NOTES:

1. MESSAGES SHALL BE FORMED BY ROWS OF HIGH INTENSITY LEDES.
2. MESSAGE AND COLOR DISPLAYS (BOTH SIDES):

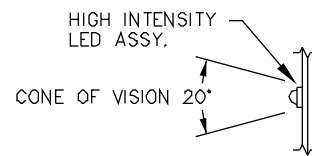


MESSAGE 1 (RED)

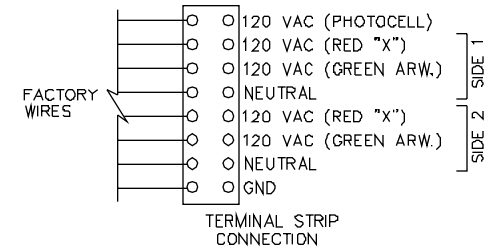



MESSAGE 2 (GREEN)

3. DIMMING DEVICE SHALL BE PROVIDED TO ADJUST FOR LIGHT OUTPUT INTENSITY BASED ON CHANGES IN AMBIENT LIGHT CONDITIONS. DIMMING SHALL BE 50% P.W.M.,
4. MESSAGES SHALL COMPLETELY BLANK OUT WHEN NOT ENERGIZED.
5. LEDES SHALL BE PROTECTED BY A MATTE/CLEAR POLYCARBONATE U.V. PROTECTIVE LENS.
6. SIGN SHALL BE FULLY GASKETED AND WATERTIGHT.
7. HOUSING SHALL BE DRILLED TOP AND BOTTOM FOR PELCO TRI-STUD BRACKETS.
8. HOUSING SHALL MEET THE REQUIREMENTS OF NEMA 3R ENCLOSURES.
9. SIGN SHALL BE EQUIPPED WITH FOUR 3/16" DIA. SCREENED WEEP HOLES LOCATED AT THE LOWER CORNERS OF THE HOUSING.
10. EXTERIOR OF HOUSING SHALL BE PAINTED SEMI-GLOSS BLACK ENAMEL FINISH.
11. APPROXIMATE WEIGHT OF SIGN ASSY. - 115 LBS



LED ASSY. DETAIL (NOT TO SCALE)

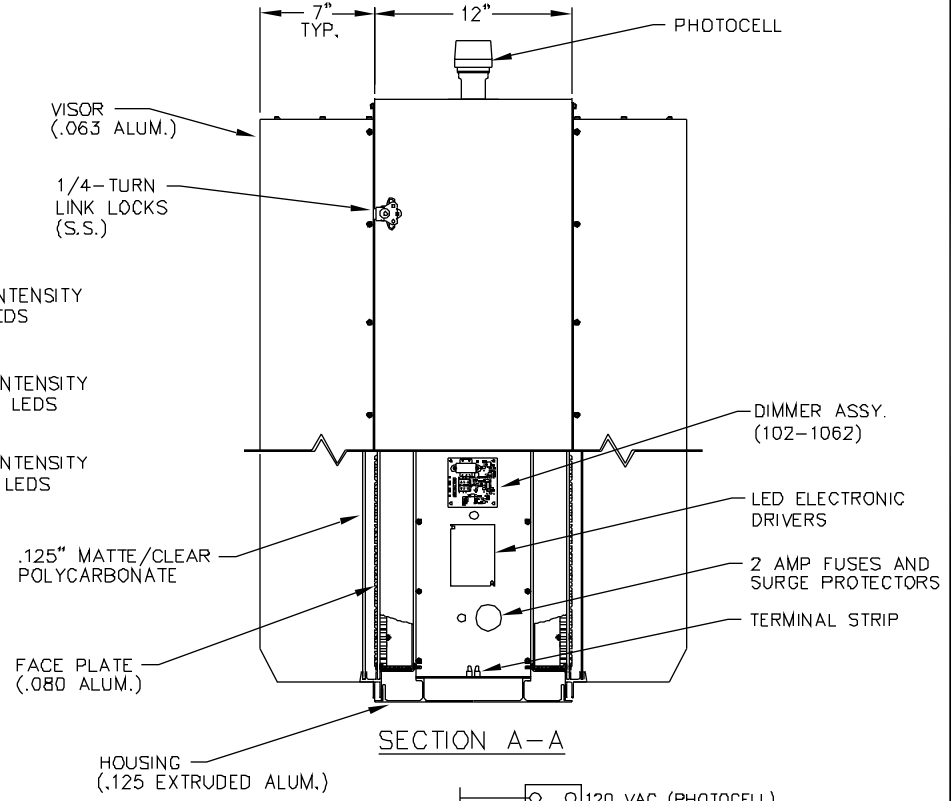
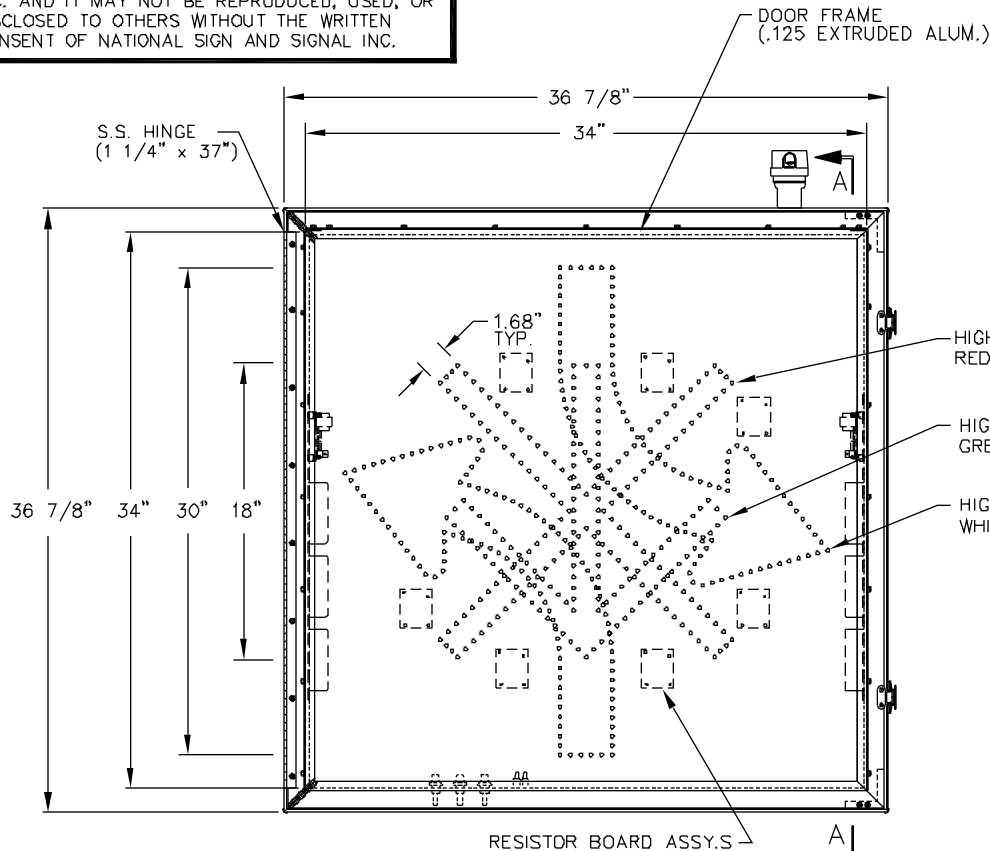


UNLESS OTHERWISE SPECIFIED, ALL DIMENSIONS HAVE A TOLERANCE OF: ± 1/4"		 NATIONAL SIGN AND SIGNAL 301 S. ARMSTRONG RD BATTLE CREEK, MI 49037	
DRAWN BY: P.H.	TITLE MODEL #30LEDLC32-KY		
DATE: 10/01/19	24" x 24" TWO MESSAGE DOUBLE SIDED LED LANE CONTROL SIGNAL; (SEE NOTE 2)		
OUR JOB NO. N/A	SCALE 1:10	REVISION	SIZE A
CUSTOMER/JOB NO.: KENTUCKY D.O.T.	DRAWING NO. B6241A		

THIS DRAWING OR SPECIFICATION IS CONFIDENTIAL AND PROPRIETARY TO NATIONAL SIGN AND SIGNAL INC. AND IT MAY NOT BE REPRODUCED, USED, OR DISCLOSED TO OTHERS WITHOUT THE WRITTEN CONSENT OF NATIONAL SIGN AND SIGNAL INC.

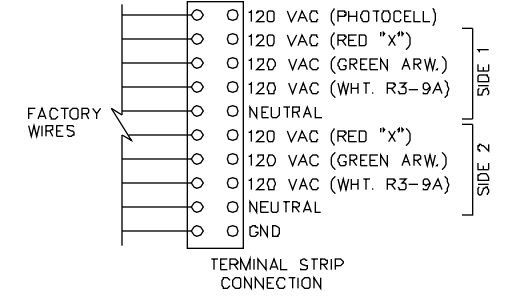
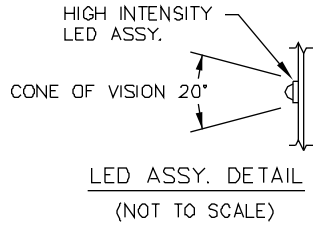
Item 72

LTR	REVISIONS	DATE



NOTES:

1. MESSAGES SHALL BE FORMED BY ROWS OF HIGH INTENSITY LEADS.
2. MESSAGE AND COLOR DISPLAYS (BOTH SIDES):
 - MESSAGE 1 (RED)
 - MESSAGE 2 (GREEN)
 - MESSAGE 3 (WHITE)
3. DIMMING DEVICE SHALL BE PROVIDED TO ADJUST FOR LIGHT OUTPUT INTENSITY BASED ON CHANGES IN AMBIENT LIGHT CONDITIONS. DIMMING SHALL BE 50% P.W.M..
4. MESSAGES SHALL COMPLETELY BLANK OUT WHEN NOT ENERGIZED.
5. LEADS SHALL BE PROTECTED BY A MATTE/CLEAR POLYCARBONATE U.V. PROTECTIVE LENS.
6. SIGN SHALL BE FULLY GASKETED AND WATERTIGHT.
7. HOUSING SHALL BE DRILLED TOP AND BOTTOM FOR PELCO TRI-STUD BRACKETS.
8. HOUSING SHALL MEET THE REQUIREMENTS OF NEMA 3R ENCLOSURES.
9. SIGN SHALL BE EQUIPPED WITH FOUR 3/16" DIA. SCREENED WEEP HOLES LOCATED AT THE LOWER CORNERS OF THE HOUSING.
10. EXTERIOR OF HOUSING SHALL BE PAINTED SEMI-GLOSS BLACK ENAMEL FINISH.
11. APPROXIMATE WEIGHT OF SIGN ASSY. - 125 LBS

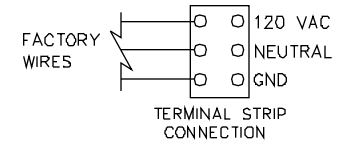
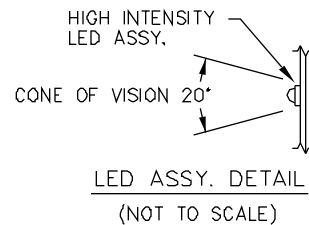
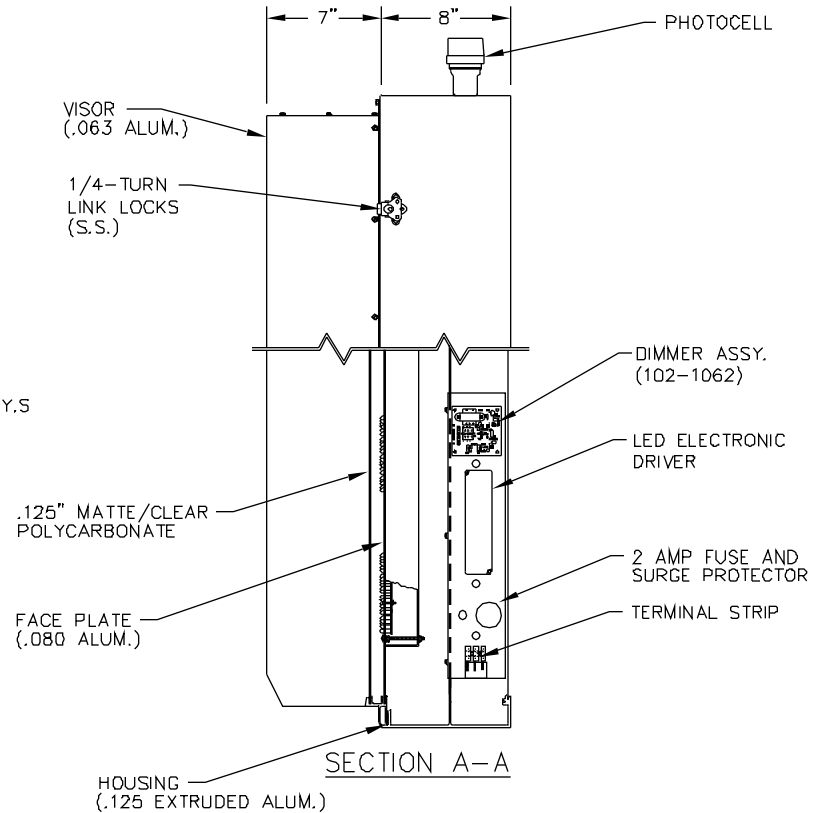
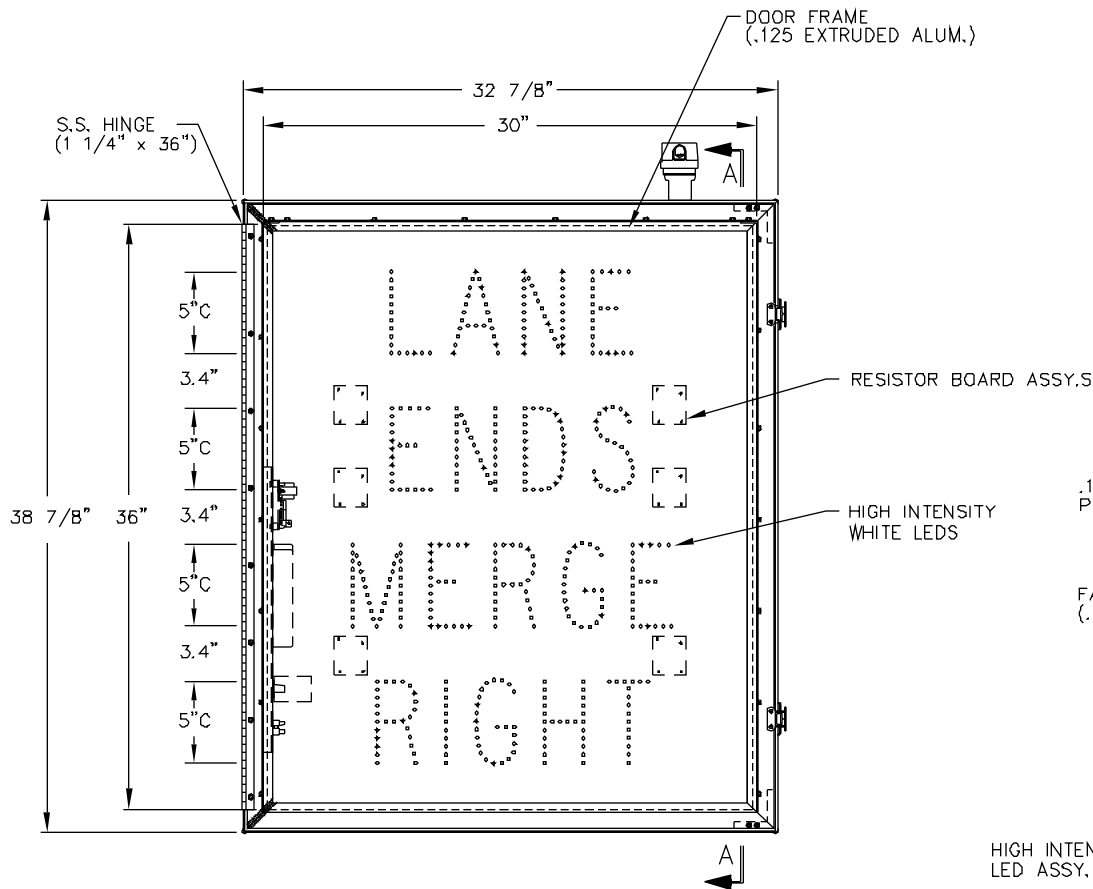


UNLESS OTHERWISE SPECIFIED, ALL DIMENSIONS HAVE A TOLERANCE OF: ± 1/4"		NATIONAL SIGN AND SIGNAL 301 S. ARMSTRONG RD BATTLE CREEK, MI 49037	
DRAWN BY:	P.H.	TITLE	MODEL #36LEDLC32-KY
DATE:	10/01/19	36" x 36" THREE MESSAGE DOUBLE SIDED LED LANE CONTROL SIGNAL: (SEE NOTE 2)	
OUR JOB NO.	N/A	SCALE	REVISION
CUSTOMER/JOB NO.:	KENTUCKY D.O.T.	SIZE	DRAWING NO.
		1:12	A B6242-2A

THIS DRAWING OR SPECIFICATION IS CONFIDENTIAL AND PROPRIETARY TO NATIONAL SIGN AND SIGNAL INC. AND IT MAY NOT BE REPRODUCED, USED, OR DISCLOSED TO OTHERS WITHOUT THE WRITTEN CONSENT OF NATIONAL SIGN AND SIGNAL INC.


Item 74

LTR	REVISIONS	DATE



NOTES:

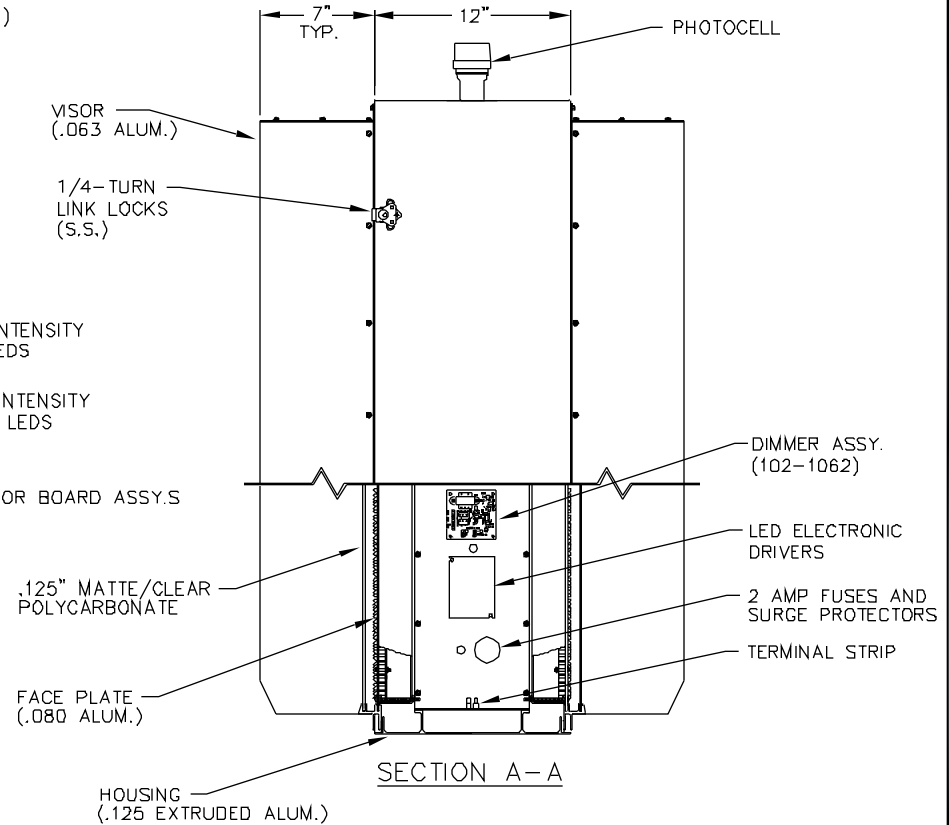
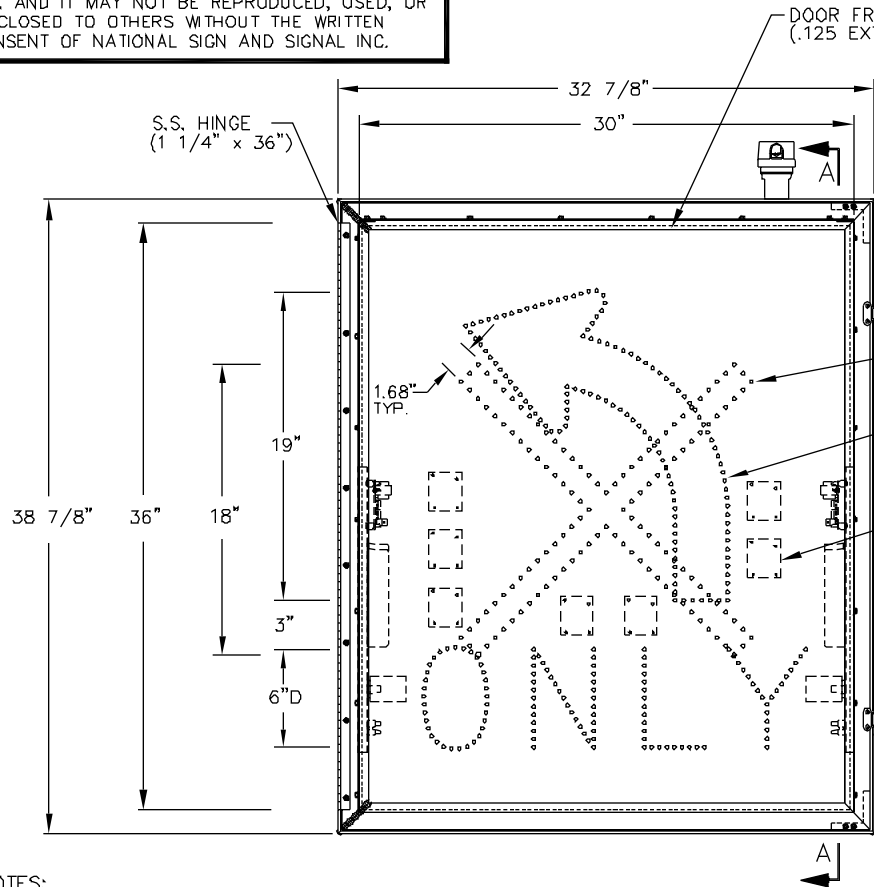
1. MESSAGES SHALL BE FORMED BY ROWS OF HIGH INTENSITY WHITE LEDS.
2. DIMMING DEVICE SHALL BE PROVIDED TO ADJUST FOR LIGHT OUTPUT INTENSITY BASED ON CHANGES IN AMBIENT LIGHT CONDITIONS. DIMMING SHALL BE 50% P.W.M..
3. MESSAGE SHALL COMPLETELY BLANK OUT WHEN NOT ENERGIZED.
4. LEDS SHALL BE PROTECTED BY A MATTE/CLEAR POLYCARBONATE U.V. PROTECTIVE LENS.
5. SIGN SHALL BE FULLY GASKETED AND WATERTIGHT.
6. HOUSING SHALL BE DRILLED TOP AND BOTTOM FOR PELCO TRI-STUD BRACKETS.
7. HOUSING SHALL MEET THE REQUIREMENTS OF NEMA 3R ENCLOSURES.
8. SIGN SHALL BE EQUIPPED WITH FOUR 3/16" DIA. SCREENED WEEP HOLES LOCATED AT THE LOWER CORNERS OF THE HOUSING.
9. EXTERIOR OF HOUSING SHALL BE PAINTED SEMI-GLOSS BLACK ENAMEL FINISH.
10. APPROXIMATE WEIGHT OF SIGN ASSY. - 85 LBS

UNLESS OTHERWISE SPECIFIED, ALL DIMENSIONS HAVE A TOLERANCE OF: ± 1/4"		 NATIONAL SIGN AND SIGNAL 301 S. ARMSTRONG RD BATTLE CREEK, MI 49037	
DRAWN BY:	P.H.	TITLE MODEL #3036LEDLEMR-KY	
DATE:	10/01/19	30" x 36" ONE MESSAGE SINGLE SIDED	
OUR JOB NO.	N/A	BLANK-OUT SIGN: "LANE ENDS MERGE RIGHT"	
CUSTOMER/JOB NO.:	KENTUCKY D.O.T.	SCALE	REVISION
		1:12	
		SIZE	DRAWING NO.
		A	B6243A

THIS DRAWING OR SPECIFICATION IS CONFIDENTIAL AND PROPRIETARY TO NATIONAL SIGN AND SIGNAL INC. AND IT MAY NOT BE REPRODUCED, USED, OR DISCLOSED TO OTHERS WITHOUT THE WRITTEN CONSENT OF NATIONAL SIGN AND SIGNAL INC.

Item 77

LTR	REVISIONS	DATE

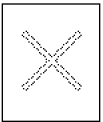


NOTES:

1. MESSAGES SHALL BE FORMED BY ROWS OF HIGH INTENSITY LEDS.
2. MESSAGE AND COLOR DISPLAYS EACH SIDE:



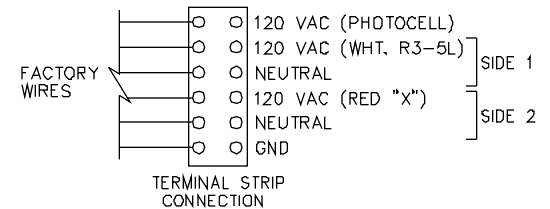
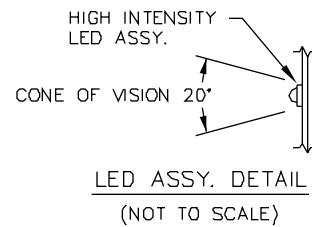
SIDE 1
(WHITE)




SIDE 2
(RED)

**also Message 1 alt with Tru arrow
please specify**

3. DIMMING DEVICE SHALL BE PROVIDED TO ADJUST FOR LIGHT OUTPUT INTENSITY BASED ON CHANGES IN AMBIENT LIGHT CONDITIONS. DIMMING SHALL BE 50% P.W.M..
4. MESSAGE SHALL COMPLETELY BLANK OUT WHEN NOT ENERGIZED.
5. LEDS SHALL BE PROTECTED BY A MATTE/CLEAR POLYCARBONATE U.V. PROTECTIVE LENS.
6. SIGN SHALL BE FULLY GASKETED AND WATERTIGHT.
7. HOUSING SHALL BE DRILLED TOP AND BOTTOM FOR PELCO TRI-STUD BRACKETS.
8. HOUSING SHALL MEET THE REQUIREMENTS OF NEMA 3R ENCLOSURES.
9. SIGN SHALL BE EQUIPPED WITH FOUR 3/16" DIA. SCREENED WEEP HOLES LOCATED AT THE LOWER CORNERS OF THE HOUSING.
10. EXTERIOR OF HOUSING SHALL BE PAINTED SEMI-GLOSS BLACK ENAMEL FINISH.
11. APPROXIMATE WEIGHT OF SIGN ASSY. - 130 LBS

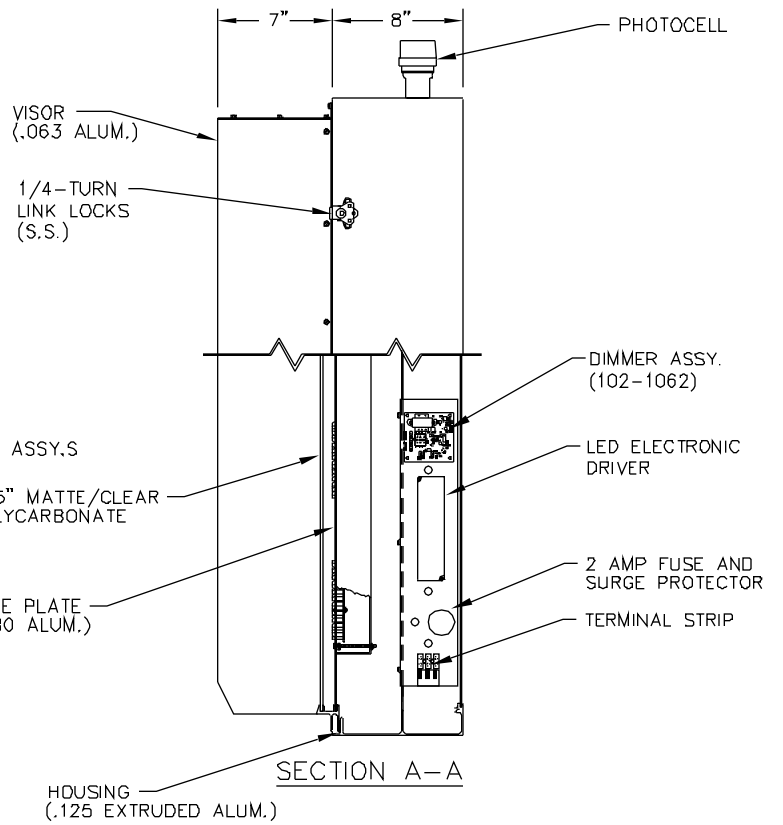
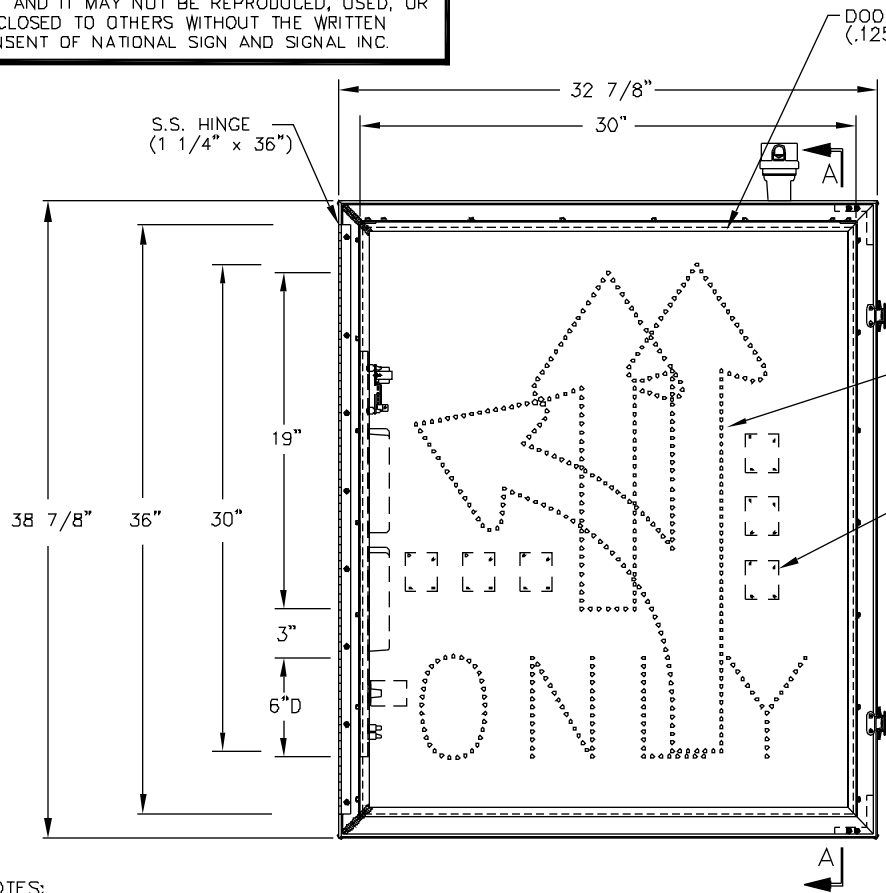


UNLESS OTHERWISE SPECIFIED, ALL DIMENSIONS HAVE A TOLERANCE OF: ± 1/4"		 NATIONAL SIGN AND SIGNAL 301 S. ARMSTRONG RD BATTLE CREEK, MI 49037	
DRAWN BY: P.H.	DATE: 10/01/19	TITLE MODEL #3036LEDLC21-KY	
OUR JOB NO. N/A	CUSTOMER/JOB NO.: KENTUCKY D.O.T.	30" x 36" TWO MESSAGE DOUBLE SIDED BLANK-OUT SIGN: (SEE NOTE 2)	
SCALE: 1:12	REVISION: A	SIZE: A	DRAWING NO. B6261A

THIS DRAWING OR SPECIFICATION IS CONFIDENTIAL AND PROPRIETARY TO NATIONAL SIGN AND SIGNAL INC. AND IT MAY NOT BE REPRODUCED, USED, OR DISCLOSED TO OTHERS WITHOUT THE WRITTEN CONSENT OF NATIONAL SIGN AND SIGNAL INC.

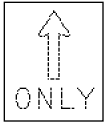
Item 73

LTR	REVISIONS	DATE

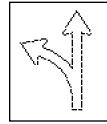


NOTES:

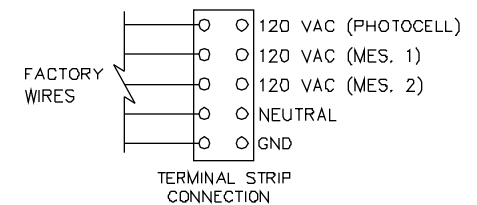
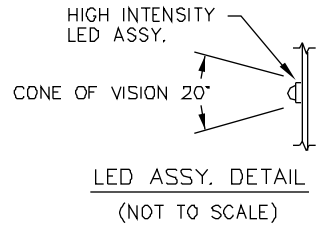
1. MESSAGES SHALL BE FORMED BY ROWS OF HIGH INTENSITY WHITE LEDS.
2. MESSAGE AND COLOR DISPLAYS:




MESSAGE 1
(WHITE)



MESSAGE 2
(WHITE)
3. DIMMING DEVICE SHALL BE PROVIDED TO ADJUST FOR LIGHT OUTPUT INTENSITY BASED ON CHANGES IN AMBIENT LIGHT CONDITIONS. DIMMING SHALL BE 50% P.W.M..
4. MESSAGE SHALL COMPLETELY BLANK OUT WHEN NOT ENERGIZED.
5. LEDS SHALL BE PROTECTED BY A MATTE/CLEAR POLYCARBONATE U.V. PROTECTIVE LENS.
6. SIGN SHALL BE FULLY GASKETED AND WATERTIGHT.
7. HOUSING SHALL BE DRILLED TOP AND BOTTOM FOR PELCO TRI-STUD BRACKETS.
8. HOUSING SHALL MEET THE REQUIREMENTS OF NEMA 3R ENCLOSURES.
9. SIGN SHALL BE EQUIPPED WITH FOUR 3/16" DIA. SCREENED WEEP HOLES LOCATED AT THE LOWER CORNERS OF THE HOUSING.
10. EXTERIOR OF HOUSING SHALL BE PAINTED SEMI-GLOSS BLACK ENAMEL FINISH.
11. APPROXIMATE WEIGHT OF SIGN ASSY. - 85 LBS

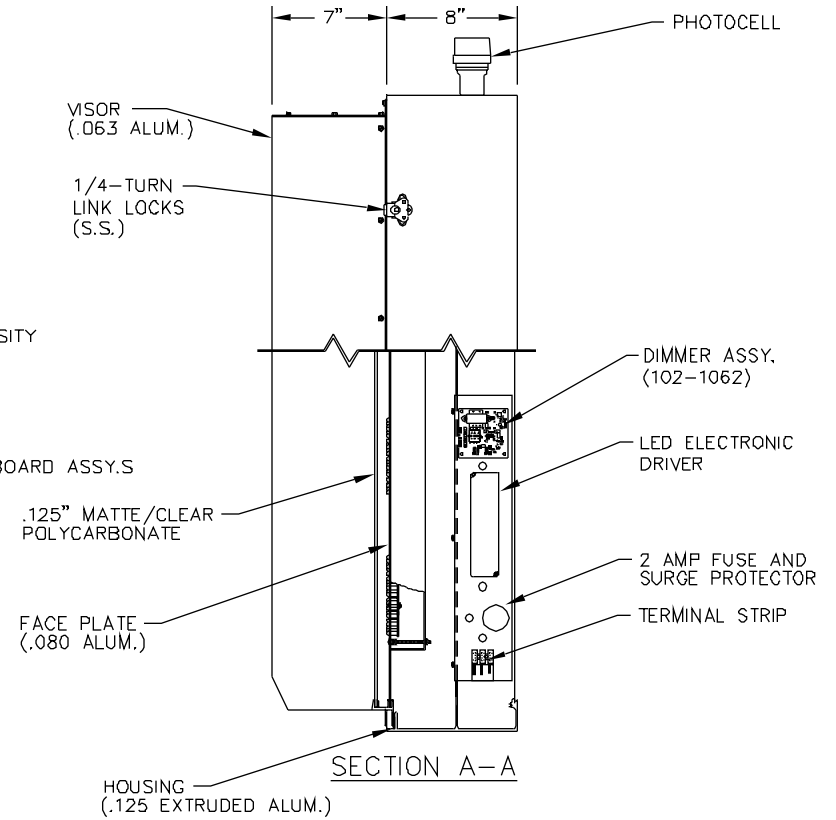
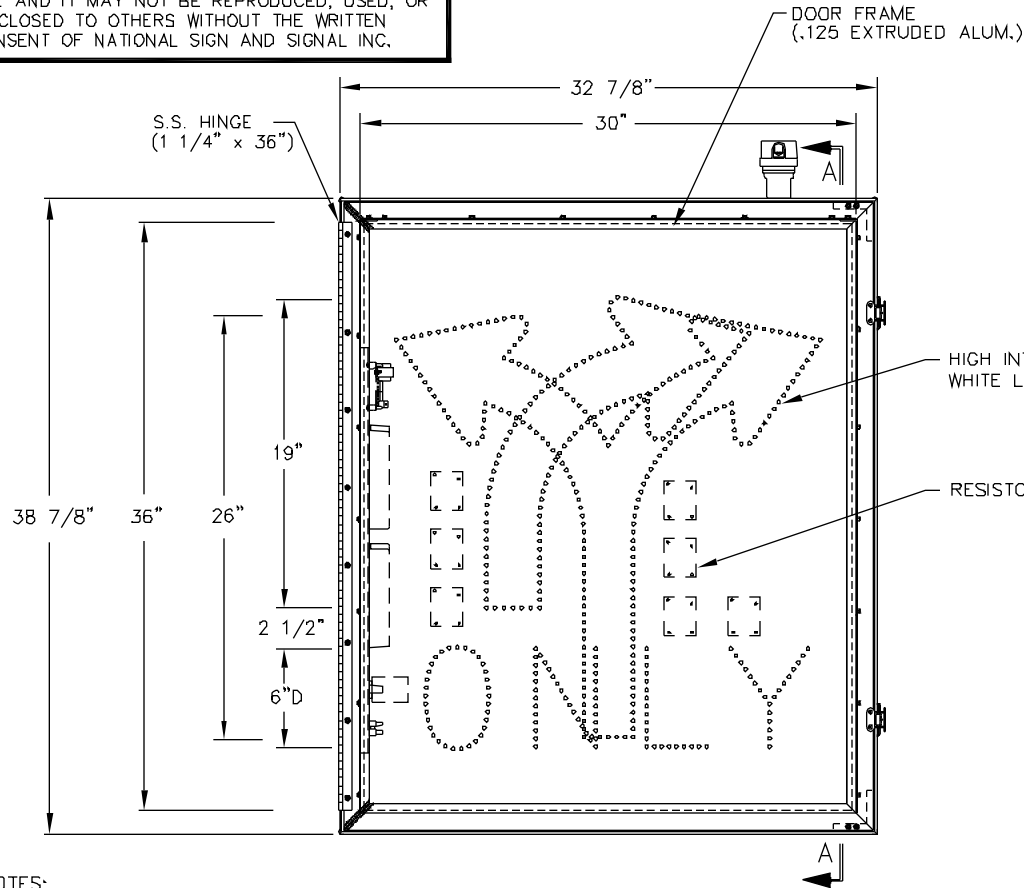


UNLESS OTHERWISE SPECIFIED, ALL DIMENSIONS HAVE A TOLERANCE OF: ± 1/4"		 NATIONAL SIGN AND SIGNAL 301 S. ARMSTRONG RD BATTLE CREEK, MI 49037	
DRAWN BY: P.H.	TITLE: MODEL #3036LEDR35AR36L-KY		
DATE: 10/01/19	30" x 36" TWO MESSAGE SINGLE SIDED		
OUR JOB NO. N/A	BLANK-OUT SIGN: R3-5A / R3-6L		
CUSTOMER/JOB NO.: KENTUCKY D.O.T.	SCALE: 1:12	REVISION: A	DRAWING NO. B6300-3A

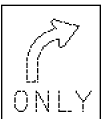
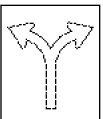
THIS DRAWING OR SPECIFICATION IS CONFIDENTIAL AND PROPRIETARY TO NATIONAL SIGN AND SIGNAL INC. AND IT MAY NOT BE REPRODUCED, USED, OR DISCLOSED TO OTHERS WITHOUT THE WRITTEN CONSENT OF NATIONAL SIGN AND SIGNAL INC.

Item 76

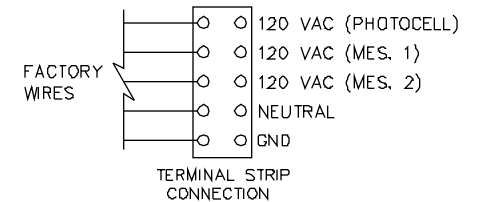
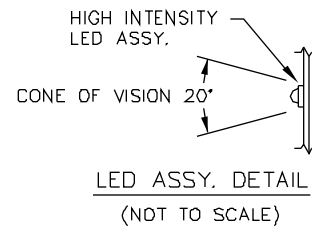
LTR	REVISIONS	DATE




NOTES:

1. MESSAGES SHALL BE FORMED BY ROWS OF HIGH INTENSITY WHITE LEDES.
2. MESSAGE AND COLOR DISPLAYS:



MESSAGE 1 (WHITE) MESSAGE 2 (WHITE)
3. DIMMING DEVICE SHALL BE PROVIDED TO ADJUST FOR LIGHT OUTPUT INTENSITY BASED ON CHANGES IN AMBIENT LIGHT CONDITIONS. DIMMING SHALL BE 50% P.W.M..
4. MESSAGE SHALL COMPLETELY BLANK OUT WHEN NOT ENERGIZED.
5. LEDES SHALL BE PROTECTED BY A MATTE/CLEAR POLYCARBONATE U.V. PROTECTIVE LENS.
6. SIGN SHALL BE FULLY GASKETED AND WATERTIGHT.
7. HOUSING SHALL BE DRILLED TOP AND BOTTOM FOR PELCO TRI-STUD BRACKETS.
8. HOUSING SHALL MEET THE REQUIREMENTS OF NEMA 3R ENCLOSURES.
9. SIGN SHALL BE EQUIPPED WITH FOUR 3/16" DIA. SCREENED WEEP HOLES LOCATED AT THE LOWER CORNERS OF THE HOUSING.
10. EXTERIOR OF HOUSING SHALL BE PAINTED SEMI-GLOSS BLACK ENAMEL FINISH.
11. APPROXIMATE WEIGHT OF SIGN ASSY. - 85 LBS

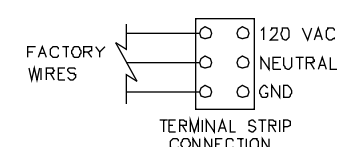
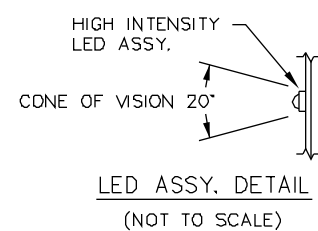
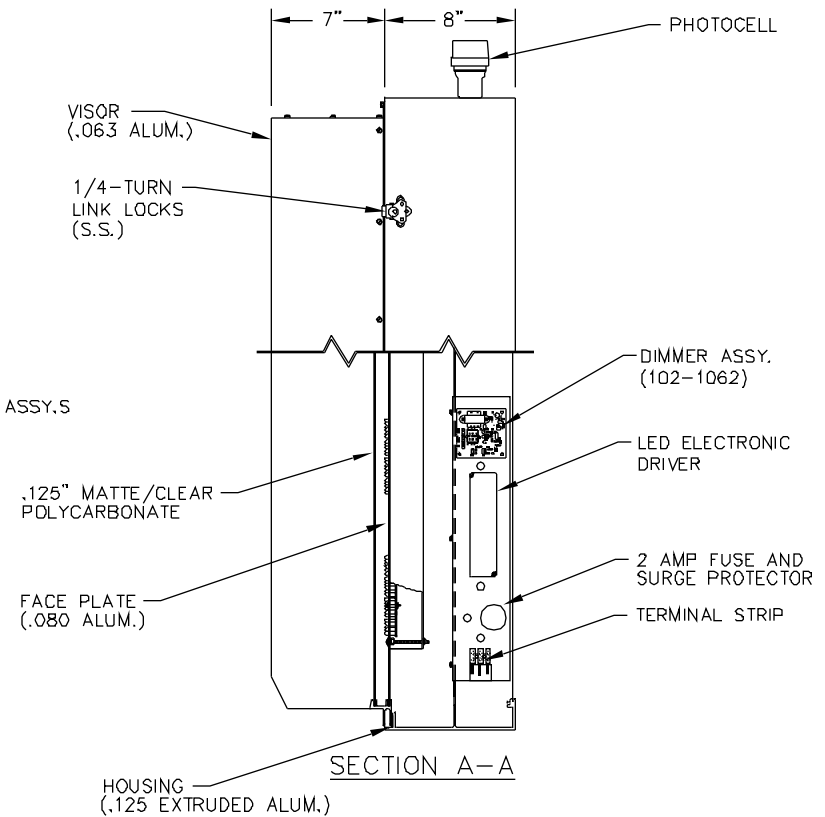
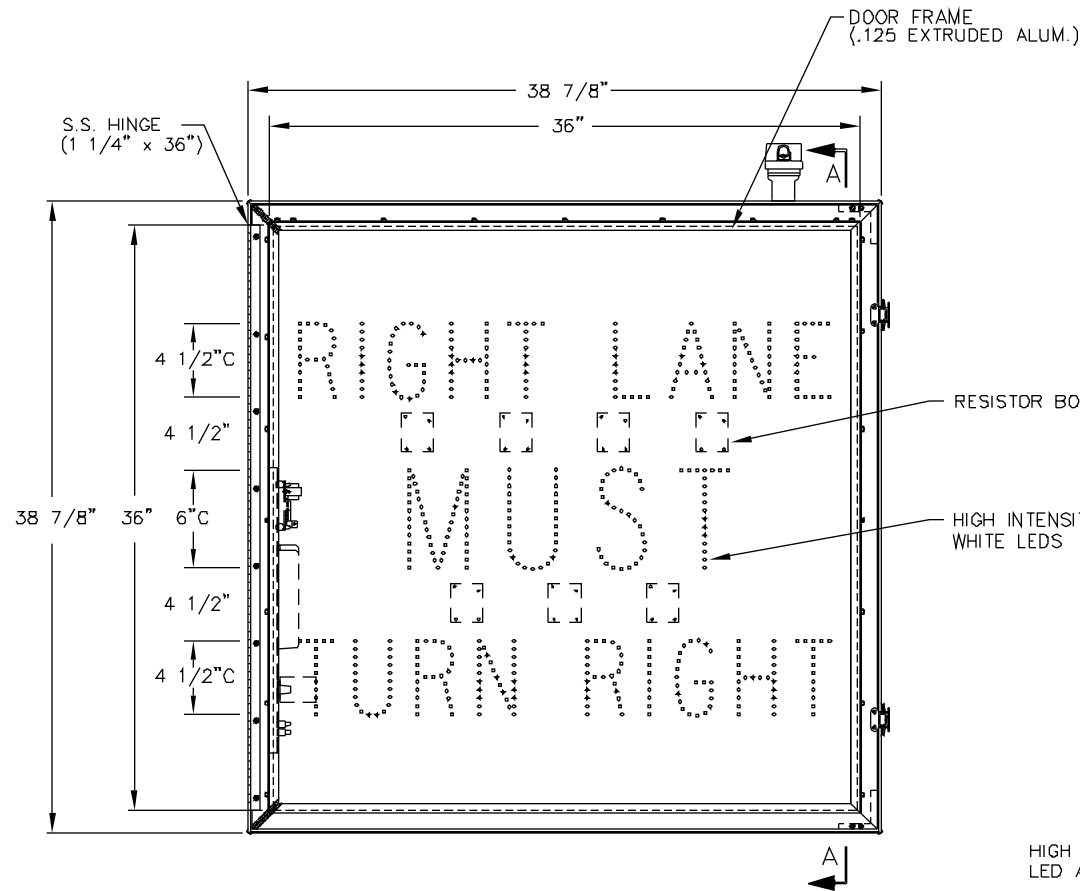


UNLESS OTHERWISE SPECIFIED, ALL DIMENSIONS HAVE A TOLERANCE OF: ± 1/4"		 NATIONAL SIGN AND SIGNAL 301 S. ARMSTRONG RD BATTLE CREEK, MI 49037	
DRAWN BY:	P.H.	TITLE MODEL #3036LEDR35RR36LR-KY	
DATE:	10/01/19	30" x 36" TWO MESSAGE SINGLE SIDED	
OUR JOB NO.	N/A	BLANK-OUT SIGN: R3-5R / R3-6LR	
CUSTOMER/JOB NO.:	KENTUCKY D.O.T.	SCALE	DRAWING NO.
		1:12	B6300A

THIS DRAWING OR SPECIFICATION IS CONFIDENTIAL AND PROPRIETARY TO NATIONAL SIGN AND SIGNAL INC. AND IT MAY NOT BE REPRODUCED, USED, OR DISCLOSED TO OTHERS WITHOUT THE WRITTEN CONSENT OF NATIONAL SIGN AND SIGNAL INC.


Item 75

LTR	REVISIONS	DATE



NOTES:

1. MESSAGES SHALL BE FORMED BY ROWS OF HIGH INTENSITY WHITE LEDES.
2. DIMMING DEVICE SHALL BE PROVIDED TO ADJUST FOR LIGHT OUTPUT INTENSITY BASED ON CHANGES IN AMBIENT LIGHT CONDITIONS. DIMMING SHALL BE 50% P.W.M..
3. MESSAGE SHALL COMPLETELY BLANK OUT WHEN NOT ENERGIZED.
4. LEDES SHALL BE PROTECTED BY A MATTE/CLEAR POLYCARBONATE U.V. PROTECTIVE LENS.
5. SIGN SHALL BE FULLY GASKETED AND WATERTIGHT.
6. HOUSING SHALL BE DRILLED TOP AND BOTTOM FOR PELCO TRI-STUD BRACKETS.
7. HOUSING SHALL MEET THE REQUIREMENTS OF NEMA 3R ENCLOSURES.
8. SIGN SHALL BE EQUIPPED WITH FOUR 3/16" DIA. SCREENED WEEP HOLES LOCATED AT THE LOWER CORNERS OF THE HOUSING.
9. EXTERIOR OF HOUSING SHALL BE PAINTED SEMI-GLOSS BLACK ENAMEL FINISH.
10. APPROXIMATE WEIGHT OF SIGN ASSY. - 95 LBS

UNLESS OTHERWISE SPECIFIED, ALL DIMENSIONS HAVE A TOLERANCE OF: ± 1/4"		 NATIONAL SIGN AND SIGNAL 301 S. ARMSTRONG RD BATTLE CREEK, MI 49037	
DRAWN BY:	P.H.	TITLE MODEL #3636LEDRLMTR-KY	
DATE:	10/01/19	36" x 36" ONE MESSAGE SINGLE SIDED	
OUR JOB NO.	N/A	BLANK-OUT SIGN: "RIGHT LANE MUST TURN RIGHT"	
CUSTOMER/JOB NO.:	KENTUCKY D.O.T.	SCALE	DRAWING NO.
		1:12	B6333A

Delivery times have a wide range. There are extended lead times for many of the items proposed. Please feel free to contact us when placing an order if there are any questions regarding the estimated delivery time.