


GLOBAL LEX & HOME LANGUAGES UPDATE


*Isabel Gereda Taylor, JD, LLM
Multicultural Affairs & Title VI Coordinator
Mayor's Office
October 17, 2023*



LEXINGTON

Global Lex, the city's international center

Mission: To support the city and its residents to thrive in today's global environment, by facilitating access to services & information, for both local & international residents, and by the promotion of mutual understanding, civic engagement, and strong economic and artistic diversity



Global Lex

The city's international center opened Aug. 28, 2015

- Global Lex staff currently cover Spanish, French, Arabic, Swahili, Lingala, Tshiluba, and other languages to lesser degrees.
- We have one Administrative Senior, one AmeriCorps Vista and three interns from abroad, Korea and India.
- Strong student Internship program with 5 area universities, high schools, BCTC State Dept. sponsored, & through Sister Cities



International Community Service, for LFUCG & the public

Multicultural Affairs office & Global Lex

1. LFUCG:

- ✓ ID, assess, and respond to the service needs of foreign born or LEP
- ✓ Evaluate UCG services
- ✓ Develop & implement methods to collect demographic information
- ✓ Maintain data base of services (UCG & outside)
- ✓ Provide technical & training assistance to *LFUCG & related outside organizations
- ✓ Track and report relevant legislation
- ✓ LFUCG's Title VI Compliance

Public:

- ✓ Macro & direct assistance
- ✓ Serve as a liaison to foreign born community groups & other agencies & organizations

Global Lex

- We provide direct language assistance*: information, education, referrals & language access to LFUCG or outside agencies' services.
- Represent LFUCG and our international communities on boards, CABs, and provide expertise as speakers and participants in conferences and webinars.
- Translation & Interpretation assistance for LEP & *LFUCG, or facilitation & quality control for others

Education: response to community priorities & gaps in service

"Targeted **English**" multilingual education

- ✓ Driver's Education
- ✓ Collaborative farming workshops
- ✓ Emergency Preparedness (DEM)
- ✓ Financial Literacy
- ✓ Domestic violence, victim assistance & community awareness
- ✓ Winter safety (hypothermia, frostbite, etc)
- ✓ Free Tax filing (United Way)
- ✓ Cross-cultural communication
- ✓ American laws and culture

2023 Global Lex served over 1000 walk in in over 36 languages. Title VI Tracking email and phone assistance begins this year.

UPDATE ON FAYETTE COUNTY'S "HOME LANGUAGES"

- Limited English Proficient (LEP)
- Based on FCPS students learning English (from PEW & US Census based graph):

| Age Group | Limited English Proficient (%) | English Proficient (%) |
|-------------|--------------------------------|------------------------|
| 5 to 17 | 10 | 19 |
| 18 to 64 | 75 | 66 |
| 65 and over | 15 | 15 |



English Learners (EL) and Home Languages at FCPS

2010

FCPS had 3,200 FCPS EL students; this meant an estimate of 32,000 total population (of Home Language speakers)

EL/LEP were 11.1% of total Fayette County population

US Census: 33,400 total population of Home Language, 11.3% of the total Fayette population



Growth of Home Languages in Lexington

2023

FCPS had 10,678 English learners

✓ an estimate of 106,780 total

▪ EL students spoke over 103+ languages, top 12:

- | | |
|-------------|---------------------|
| 1. Spanish | 7. Kinyarwanda |
| 2. Swahili | 8. Mandarin Chinese |
| 3. Arabic | 9. Korean |
| 4. Nepali | 10. Portuguese |
| 5. French | 11. Khmer |
| 6. Japanese | 12. Pashto & Hindi |

FAYETTE COUNTY RESIDENT LANGUAGES

LANGUAGE MAPS: 2008, 2012

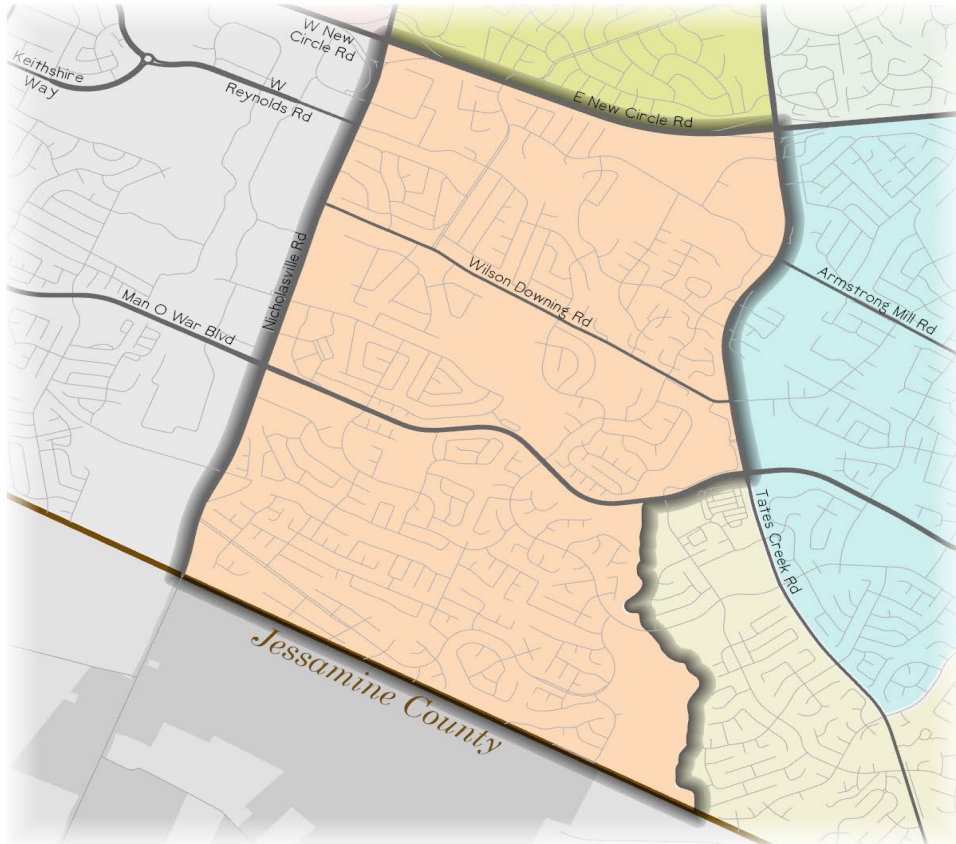
Language Maps by District 2023

10,678 FCPS EL students

- FCPS EL population grew **233%** since 2010
- *US Census currently shows this population at 13.6%, meaning it grew only 3% since 2010
local growth estimates show an increase of 74,780 total population,
- Currently FCPS shows 18.4% Hispanic enrollment; 2020 Census shows 7% total
23.2% Black enrollment; US Census shows 16.2%



COUNCIL DISTRICT: 4



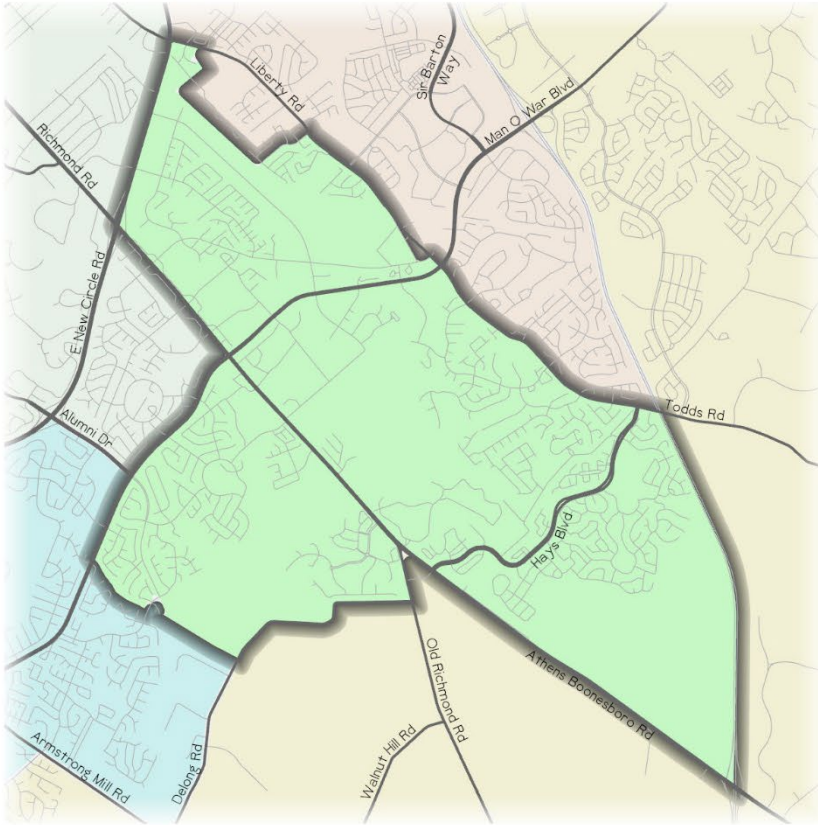
| Home Language | No. of Speakers | Home Language | No. of Speakers |
|------------------|-----------------|------------------------|-----------------|
| Spanish | 306 | Tagalog | 3 |
| Arabic | 129 | Burmese | 2 |
| Nepali | 59 | Chinese Yue Cantonese | 2 |
| Swahili | 50 | Creole | 2 |
| Kinyarwanda | 26 | Indonesian | 2 |
| French | 22 | Portuguese | 2 |
| Chinese Mandarin | 15 | Shona | 2 |
| Pushto Pashto | 11 | Turkish | 2 |
| Japanese | 10 | Yoruba | 2 |
| Urdu | 9 | Albanian | 1 |
| Vietnamese | 9 | American Sign Language | 1 |
| Wolof | 9 | Amharic | 1 |
| Central Khmer | 8 | Dutch Flemish | 1 |
| Twi | 8 | Haitian Creole French | 1 |
| Ukrainian | 8 | Hebrew | 1 |
| Gujarati | 4 | Korean | 1 |
| Hindi | 4 | Malayalam | 1 |
| Other | 4 | Neapolitan | 1 |
| Russian | 4 | Punjabi | 1 |
| Bulgarian | 3 | Swedish | 1 |
| Dari | 3 | Tamil | 1 |
| Lingala | 3 | | |

Total Student Non-English Speakers: **735** (6.9%)

Student Non-English Home Languages: **43**



COUNCIL DISTRICT: 7

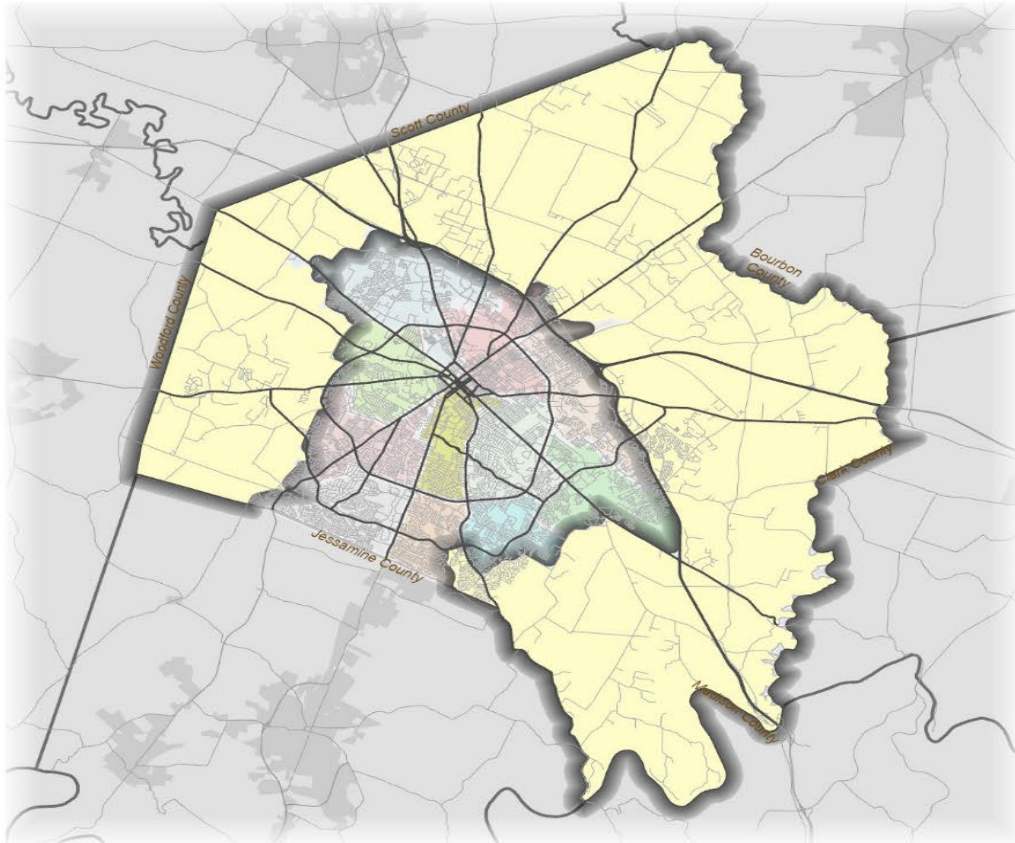


Total Student Non-English Speakers: **1,134** (10.6%)

Student Non-English Home Languages: **54**

| Home Language | No. of Speakers | Home Language | No. of Speakers |
|------------------|-----------------|-----------------------|-----------------|
| Spanish | 456 | Creole | 3 |
| Nepali | 150 | Assamese | 2 |
| Japanese | 97 | Catalan Valencian | 2 |
| Swahili | 84 | Farsi | 2 |
| Arabic | 59 | Haitian Creole French | 2 |
| French | 42 | Indonesian | 2 |
| Chinese Mandarin | 37 | Korean | 2 |
| Hindi | 22 | Malayalam | 2 |
| Vietnamese | 21 | Mandinka | 2 |
| Portuguese | 19 | Punjabi | 2 |
| Gujarati | 13 | Rundi | 2 |
| Central Khmer | 12 | Swedish | 2 |
| Albanian | 10 | Amharic | 1 |
| Telugu | 8 | Awadhi | 1 |
| Bulgarian | 7 | Bengali | 1 |
| Tamil | 7 | Bisaya | 1 |
| Twi | 6 | Chinese | 1 |
| Ukrainian | 6 | Chinese Yue Cantonese | 1 |
| Kinyarwanda | 5 | Ewe | 1 |
| Lingala | 5 | Italian | 1 |
| Tagalog | 5 | Konkani | 1 |
| Akan | 4 | Marathi | 1 |
| Other | 4 | Polish | 1 |
| Pushto Pashto | 4 | Shona | 1 |
| Russian | 4 | Sinhala | 1 |
| Thai | 4 | Tigrinya | 1 |
| Bosnian | 3 | Urdu | 1 |

COUNCIL DISTRICT: 12



Total Student Non-English Speakers: **1,490** (5.2%)

Student Non-English Home Languages: **30**

| Home Language | No. of Speakers |
|-----------------------|-----------------|
| Spanish | 1188 |
| Swahili | 115 |
| Kinyarwanda | 80 |
| Nepali | 21 |
| French | 18 |
| Arabic | 11 |
| Chinese Mandarin | 10 |
| Portuguese | 6 |
| Urdu | 5 |
| Other | 4 |
| Lingala | 3 |
| Rundi | 3 |
| Thai | 3 |
| Central Khmer | 2 |
| Japanese | 2 |
| Liberian English | 2 |
| Maithili | 2 |
| Marathi | 2 |
| Tagalog | 2 |
| Akan | 1 |
| Amharic | 1 |
| Dinka | 1 |
| Farsi | 1 |
| Finnish | 1 |
| German | 1 |
| Haitian Creole French | 1 |
| Hindi | 1 |
| Konkani | 1 |
| Malayalam | 1 |
| Wolof | 1 |



Lexington's International Population

KY Refugee Ministries Resettlement

- Refugees & Parolees (DR Congo, Bhutan, Ukraine, Afghanistan, Guatemala, Syria, Cuba, Haiti)
- In June requested Placement Restriction from the St. Dept.- limited to family reunifications (housing) Projected total for '23 is 1634. FY24 expected new Refugee ceiling is 450.
- KRM has 50 staff members who speak 20 languages, and are looking for “on demand” interpreters/translators;



Lexington's international population

- **Universities** recruit international talent for their postgrad research, the patents they generate, their innovative & entrepreneurial work, & direct economic contributions.
- **Foreign owned businesses** bring executives, families & key staff: Toyota and the 600 or more companies that contract with them, LexMark, A&W and dozens of smaller businesses owned by immigrants such as restaurants, gas stations, retail stores, construction companies and more.
- **Profession Recruits:** ballet dancers, baseball players, musicians, conductors, professors, doctors, other health care workers, artists.
- **Equine & other farm** owners and their workers from all parts of the world.

International Community Civic Organizations

- Bluegrass Indo American Association
 - Chinese American Association
 - Congolese Community Association
 - Empucate International
 - Japan American Association
 - Nepali Association
 - Sikh Association of the Bluegrass
- ...and many more

➤ Mayor's International Affairs Advisory Commission, Ord. No. 61 (2015)



THANK YOU!

***Isabel Gereda Taylor, JD, LLM
Multicultural Affairs & Title VI Program Coordinator & Global Lex
Mayor's Office
<https://www.lexingtonky.gov/global-lex>***