

# **Lextran Services and Environmental Impacts**

**Presented to the Lexington-Fayette Urban County  
Government Environmental Quality and Public Works  
Committee**

**Presentation by Fred  
Combs, AICP General  
Manager**



**WE SERVE PEOPLE  
AND OUR  
COMMUNITY WITH  
MOBILITY  
SOLUTIONS.**



# Outline

- Highlights from FY2025 and FY2026 YTD
- Lextran Services
- Environmental Impacts
- Looking ahead to FY2027



# Recent Highlights

- **Transit Center Interior Renovation Complete**
- **Strategic Planning in final stages**
- **RFP released for Microtransit pilot project**
- **LexRide launches on Thursday, April 2, 2026**
- **Awarded \$6.1M in federal grants for 7 compressed natural gas fueled buses and 10 paratransit vehicles**
- **Hired first Mobility Manager to oversee non-core services**
- **Adopted 2025-28 Title VI Program Plan**
- **Implemented service improvements in May, August, and December 2025**



# Lextran By the Numbers



## Fixed-route Service

### Current services levels are proposed for FY2027

- 35-minute frequency on majority of core routes; 70-minute frequency on nights and weekends
- Existing fixed-route service gaps remain
- Pilot programs will require additional funding to continue in FY2027 and beyond
  - Downtown Circulator
  - Microtransit

Percentage of households	Low-Income	Carless	Total Households
Within 1/4 mile walking distance of a bus stop	47%	55%	36%
Within 1/2 mile walking distance of a bus stop	66%	74%	53%



# Lextran By the Numbers



## Fixed-route Service



**25**

routes



**75**

buses



**893**

bus stops



**3.68M**

rides given in FY2025



**1.98M**

total miles served



**194,368**

hours of service



**18.9**

passengers per hour



**86.9%**

on-time performance



Lextran

# Lextran Wheels **By the Numbers**

**157,227**

rides given in FY2025



**4,236**

Certified Wheels Riders

**68**

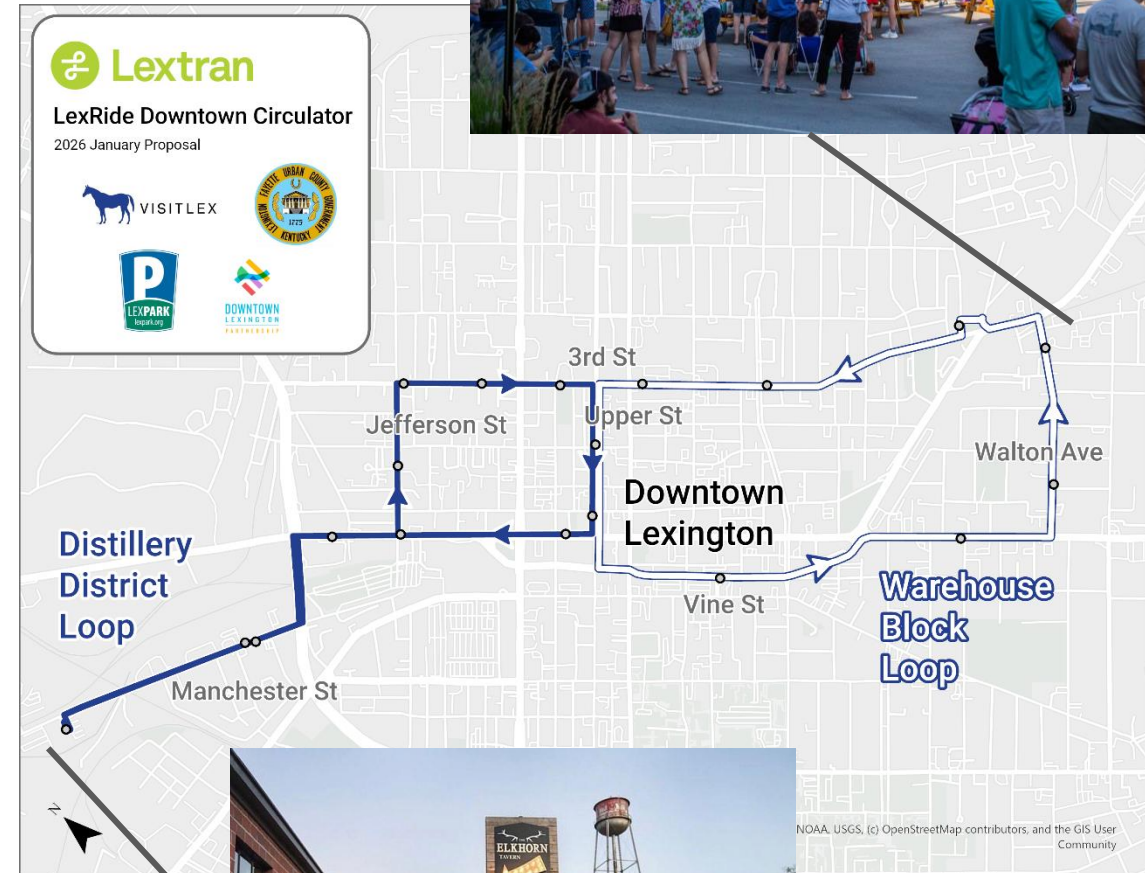
ADA Accessible Wheels Vehicles

**FY2025 Paratransit  
On-Time Performance**



# LexRide

- Partnership with LFUCG, Fund for Greater Lexington, VisitLEX, Downtown Lexington Partnership, and LexPark
- Two circulator routes connecting employees, residents, and visitors to downtown and popular entertainment districts
- Thursday, Friday, and Saturday nights
- 4:00 pm – 12:00 am
- April 2, 2026 – October 31, 2026
- \$1.00 per trip with Tap-to-Pay available



# Microtransit Pilot Project

**Affordable, ADA accessible shared curb-to-curb transportation service for origins and destinations located within the service zone.**

## Estimated Service Stats

- 2.1 trips per hour
- 3.5 mile average trip length
- 21,400 trips in Year 1

## Coverage Stats

- Households – 12,000
- Population – 26,700 (55% Minority)
- Population within 150% of poverty threshold – 35%
- Jobs – 22,400
- Car Free Households – 9%



# Microtransit Pilot Project

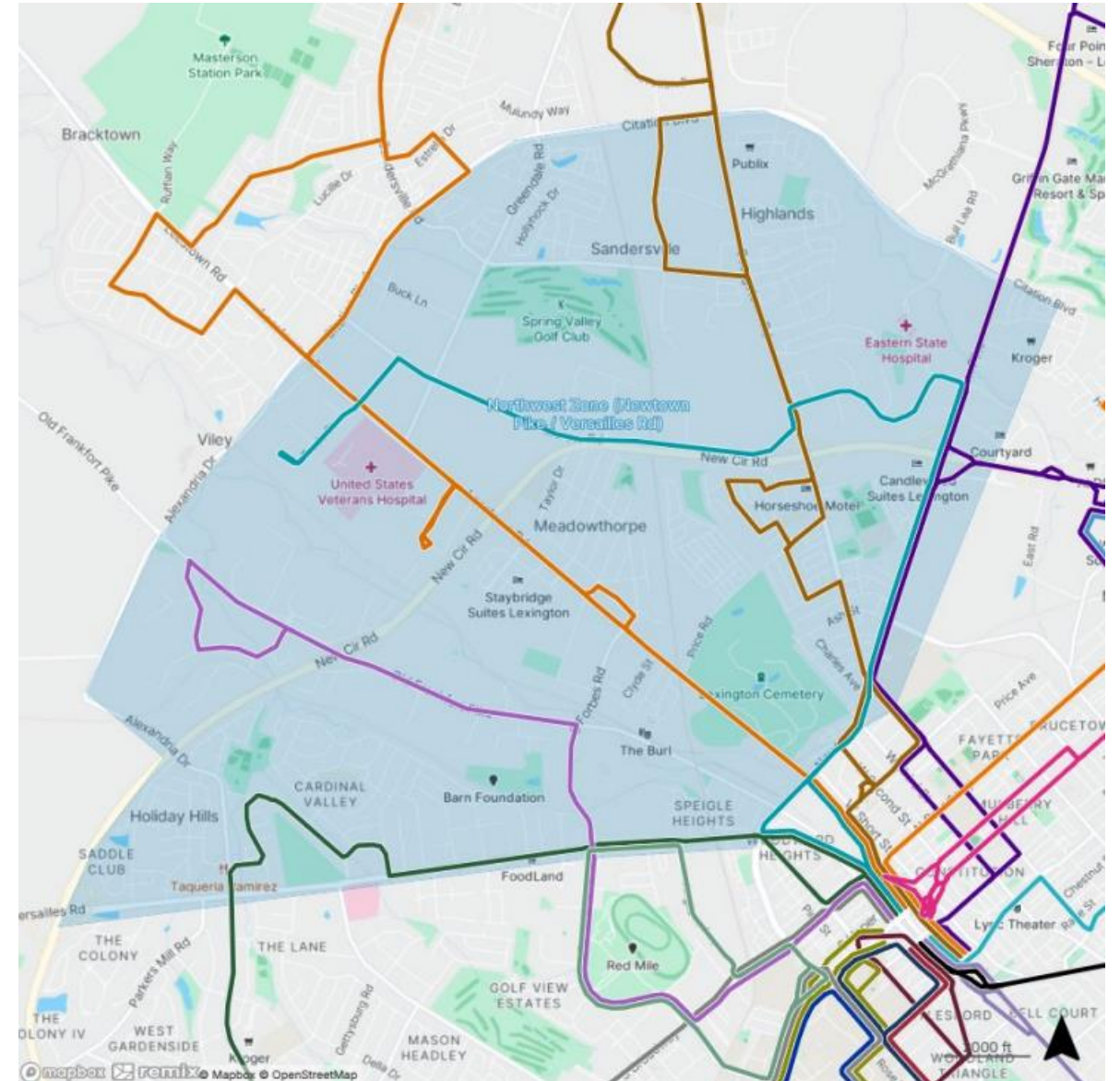
**Affordable, ADA accessible shared curb-to-curb transportation service for origins and destinations located within the service zone.**

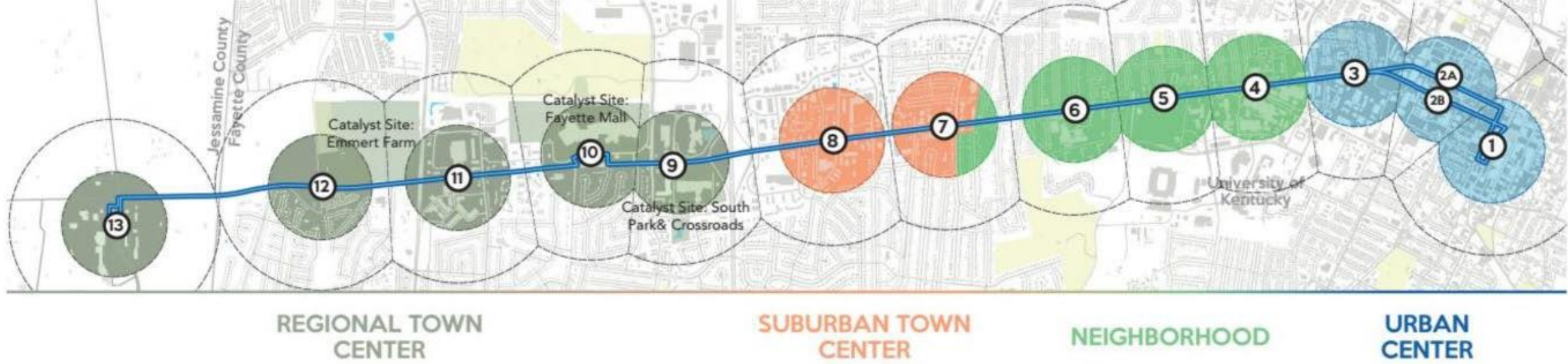
## Year 1 Service Plan

- **Northwest Zone (Districts 2 and 11)**
- **Daily service from 6:00 am – 8:00 pm**
- **Two vehicles logged in during peak service**

## Vendor Procurement

- **RFP responses due February 13**
- **Anticipated contract award on March 25**
- **Estimated start date July – September**





## Bus Rapid Transit (BRT) in Lexington

- BRT is essentially bus service that mimics light rail: high frequency, dedicated lanes, faster boarding times, unique branding, and so forth.
- In 2015, Lextran and LFUCG completed the US 27/Nicholasville Road Alternatives Analysis study that identified BRT as a path to improve mobility and traffic flow.
- The 2021 comprehensive plan incorporated the Imagine Nicholasville Road study, which called for BRT elements of BRT and other traffic flow improvements.
- In 2025, KYTC completed traffic modeling that demonstrated that the Imagine Nicholasville Road recommendations are viable.
- Federal grant programs, such as the Capital Improvement Grant (CIG) program, are targeted to secure additional funding for project design and engineering.

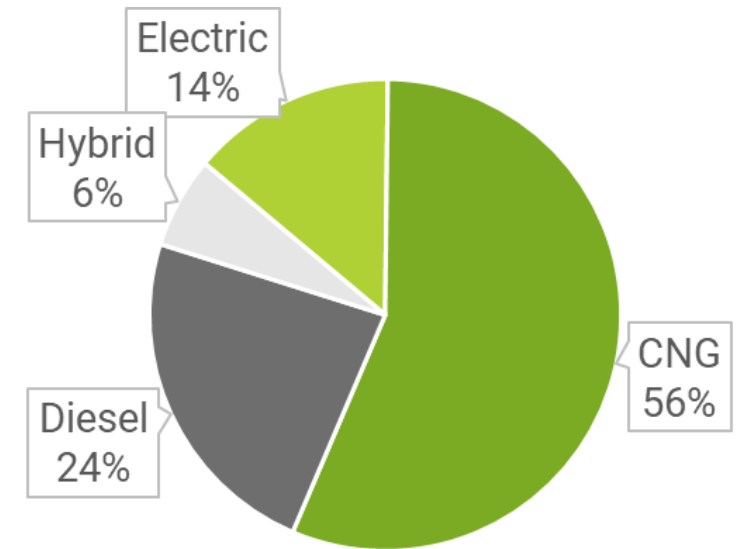
# Lextran Environmental Impacts

## Clean fuels: replacing diesel with cleaner fuels

- CNG, Electric, and Hybrid vehicles make up 76% of the fleet
- 7 new CNG vehicles to be ordered in 2026

## Installation of solar lighting at bus stops

- 30 stops completed
- Focused on shelters with high nighttime ridership and insufficient street lighting



**Lextran Active Fixed-Route Fleet**

**More than 11 million passenger miles traveled last fiscal year and over 3.5 million trips on fixed-route**

# Looking ahead to FY2027

- **Implement Lextran Strategic Plan**
  - Establish new Key Performance Indicators
  - Long Range Plan
  - Identify diverse and sustainable funding streams
- Launch microtransit and LexRide pilot projects
- Realize continued paratransit service improvements
- Continue operator barrier installation project
- Explore fare system upgrades, including tap-to-pay
- Incorporate new vehicles into the fixed-route and paratransit fleet
  - 7 fixed-route buses
  - 10 paratransit cutaways



# Thank you.

“

*Lextran has the best drivers. They've always gone above and beyond to help get me to and from my destination safely.*

- Liza | Lextran Rider

“

*Rides all throughout Lexington and is affordable. Staff is always nice. Lextran is great, convenient, friendly, reliable, and an absolute major piece of our community.*

- Jonathan | Lextran Rider

“

*Lextran is a top-notch service in our city! Whether it's for daily commuting or occasional trips, Lextran consistently provides excellent service. I'm grateful for having such a dependable transit option in Lexington!*

- Mitchell | Lextran Rider