

## PURCHASE OF SERVICE AGREEMENT

THIS PURCHASE OF SERVICE AGREEMENT (hereinafter "Agreement"), made and entered into on the 25 day of October, 2018, by and between the **LEXINGTON-FAYETTE URBAN COUNTY GOVERNMENT**, an urban county government of the Commonwealth of Kentucky created pursuant to KRS chapter 67A (hereinafter "Government"), 200 East Main Street, Lexington, Kentucky 40507, on behalf of its Department of Social Services (hereinafter "Sponsor"), and, **HOPE CENTER, INC.** with offices located at 360 West Loudon Avenue, Lexington, Kentucky 40508, (hereinafter "Organization").

### RECITALS

**WHEREAS**, the Government is the record owner of the property located at 360 West Loudon Street, upon which a homeless shelter was built in 1992;

**WHEREAS**, in February 1992, the Organization agreed to lease and maintain the property while providing programming and services for the homeless shelter, known as the Hope Center;

### WITNESSETH

That for and in consideration of the mutual promises and covenants herein expressed, the Government and the Organization agree as follows:

1. Government hereby retains Organization for the period beginning on **July 1, 2018**, and continuing for a period of one (1) year from that date unless within that period Government gives the Organization thirty (30) days written notice of termination of this Agreement in which case this Agreement shall terminate thirty (30) days from the date notice is given to the Organization.
2. Government shall pay Organization the sum of **One Million and 00/100 Dollars (\$1,000,000)** for the services required by this Agreement, said services being more particularly described in the Addendum attached hereto and incorporated herein by reference

as Exhibit A, one-fourth (1/4<sup>th</sup>) of which shall be payable in **October 2018** or shortly thereafter upon receipt of an invoice, with one-fourth (1/4<sup>th</sup>) payable each quarter thereafter upon submission of a quarterly invoice and a detailed quarterly program report (attached hereto as Exhibit B). **Quarterly invoices and detailed program reports shall be submitted by the second Friday on each month in October, January, April, June. A one-year-end program report shall be submitted by October 30<sup>th</sup>, 2019.** Reports shall reflect the services and programs directly related to the funding provided by Lexington Fayette Urban County Government with emphasis on measurable outcomes, and specifically outlined in the funding application. Forms for both the quarterly financial and program reports will be provided.

3. In the event of termination of this Agreement by Government as provided for in paragraph 1 above, Organization shall be entitled to that portion of total compensation due under this Agreement as the service rendered bears to the service required herein.

4. Organization shall perform all duties and services included in the Addendum attached hereto faithfully and satisfactorily at the time, place and for the duration prescribed herein. Compensation paid pursuant to this Agreement shall be used exclusively for the services set forth in the Addendum and for no other purpose. Any alteration in the nature of such services and duties constitutes an amendment to this Agreement and must be in writing signed by both parties. Organization shall keep itself fully informed of all federal and state laws and all municipal ordinances and regulations in any manner affecting the work or performance of this Agreement, and shall at all times observe and comply with such laws, ordinances and regulations, whether or not such laws, ordinances or regulations are mentioned herein, and

5. Organization shall indemnify, defend and hold harmless Government, its officers, agents and employees, from and against any and all liabilities, claims, demands,

losses, damages, costs, and/or expenses arising out of, from, relating to, and/or based on the Organization's violation of any such laws, ordinances or regulations or Organization's breach of this Agreement.

6. Organization represents that it has filed all federal, state and local income tax returns required by law in the legally prescribed time and manner. This Agreement shall not become effective unless and until copies of all of the executed originals of the aforementioned tax returns filed for the Organization have been registered for the current tax year by the Organization in the office of the Sponsor, and the Organization shall not be compensated unless and until such registration has taken place.

7. The Organization shall, on such forms as the Sponsor shall provide, submit to Sponsor an annual report and financial statement which summarize the previous year's activities regarding the services enumerated in the addendum attached hereto.

8. Books of accounts shall be kept by the Organization and entries shall be made therein of all money, goods, effects, debts, sales, purchases, receipts, payments and any other transactions of the Organization. The books of accounts, together with all bonds, notes, bills, letters and other writings belonging to the Organization, shall be maintained at the principal place of business of the Organization as set forth in this Agreement. Government shall have free and complete access to the books, papers and affairs of the Organization, that relate to the performance of this Agreement, at all reasonable times, and if it desires, it may have the books and papers of the Organization, that relate to the performance of this Agreement, audited and examined by auditors, accountants or attorneys. Any examination shall be at the expense of the Government.

9. Government may designate such persons as may be necessary to monitor and evaluate the services rendered by the Organization. The Government, its agents and employees, shall, at all times, have unrestricted access to all places where or in which the

services required hereunder are being carried on and conducted. Inspection and monitoring of the work by these authorities shall in no manner be presumed to relieve in any degree the responsibility or obligations of Organization, nor to constitute the Organization as an agent of the Government.

10. Organization shall provide equal opportunity in employment for all qualified persons, shall prohibit discrimination in employment because of race, color, creed, national origin, sex or age, and shall cause each of its subcontracting agencies to do so. This program of equal employment opportunity shall apply to every aspect of its employment policies and practices.

11. Organization shall adopt a written sexual harassment policy, which shall, at a minimum, contain a statement of current law; a list of prohibited behaviors; a complaint process; and a procedure which provides for a confidential investigation of all complaints. The policy shall be given to all employees and clients and shall be posted at all locations where Organization conducts business. The policy shall be submitted to Sponsor for review within thirty (30) days of the execution of this Agreement.

12. This instrument, and the Addendum incorporated herein, contains the entire agreement between the parties, and no statement, promises or inducements made by either party or agent of either party that is not contained in this written Agreement shall be valid and binding; and this Agreement may not be enlarged, modified or altered except in writing signed by the parties and endorsed hereon.

13. Notice – Any written notice required by the Agreement shall be delivered by certified mail, return receipt requested, to the following:

For Organization:

The Hope Center, Inc.

\_\_\_\_\_  
\_\_\_\_\_  
\_\_\_\_\_

Attn: Cecil Dunn, Executive Director


For Government: Lexington-Fayette Urban County Gov.  
200 East Main Street  
Lexington, Kentucky 40507


Attn: Chris Ford, Department of Social Services


IN WITNESS WHEREOF, the parties have executed this Agreement at Lexington,  
Kentucky, the day and year first above written.

LEXINGTON-FAYETTE URBAN  
COUNTY GOVERNMENT

THE HOPE CENTER, INC.

BY:   
Jim Gray, Mayor

BY:   
Title: Executive Director

ATTEST:   
Clerk of the Urban  
County Council

# Addendum

## EXHIBIT A

**Agency:** Hope Center

**Priority Area:** Emergency Shelter

**Program Name:** Hope Center Emergency Shelter

**LFUCG Extended Social Resource Grant Program FY19 Funding:** \$1,000,000

**Program Summary:** The Hope Center Emergency Shelter provides lodging, food and clothing to homeless adult men in Fayette County 24-hours per day, 365 days per year. The shelter exposes participants to a comprehensive menu of services while providing basic needs. We provide lodging to about 180-220 men each night, for an average of 6,000 nights of lodging and 12,750 meals per month. The program's goal and overriding philosophy is to provide services to all who need them. The nature of the shelter is to provide services on a day-to-day basis, with provision of shelter, food and clothing the primary goal. The Shelter does this, and has never turned anyone away due to lack of capacity.

### **Program Results and Effectiveness:**

*Outputs for 7/1/2018 through 6/30/2019*

Number of Beds Available: 207

Number of Units Available for Families: 0

Number of Unduplicated People Served: 2148

*Outcomes and Targets for 7/1/2018 through 6/30/2019*

<b>Outcome Measure</b>	<b>FY19 Target</b>
Average length of stay in shelter	60 days
% of residents who exited shelter and had returned to homelessness within 12 months	25%
% of residents who exited shelter to permanent housing	5%

**For LFUCG Agreement Addendum and Quarterly Reporting purposes, describe below how you will ensure clients' needs are met or goals are achieved Please summarize based on your previous answers to questions above referenced in each column.**

# of Clients to be Served per year	Desired outcome for client	Service or activities to achieve goal	Unit of service, frequency, length	Measure of effectiveness	Sampling size and frequency
2,148	Average length of stay in shelter in less or equal to 60 days.	Begin planning permanent housing at intake; case worker assigned to each client; assistance with getting necessary documents	Intake, assessment and planning, weekly case work meetings	Average length of stay as reported in the KYHMIS under the Annual Performance Measures report and the HUD CAPER.	100% of clients, , monthly reports for management purposes
2,148	Maintain or decrease the % of residents who exit shelter and return to homelessness within 12 months with a goal of less than 25%.	Begin planning permanent housing at intake; case worker assigned to each client; assistance with getting necessary documents	Intake, assessment and planning, case management for maintaining housing, referrals to ongoing supportive services in order to maintain housing, connections to long-term income support, weekly case work meetings	Number and percentage of residents who exit and return to homelessness within 12 months as reported in the KYHMIS under system performance measures	100% of clients, monthly reports for management purposes
2,148	Increase the % of residents who exit shelter to permanent housing with a goal of equal to or more than 5%.	Begin planning permanent housing at intake; case worker assigned to each client; assistance with getting necessary documents	Intake, assessment and planning, case management for maintaining housing, referrals to ongoing supportive services in order to maintain housing, connections to long-term income support, weekly case work meetings	Number and percent of residents who exit to permanent housing as reported in the KYHMIS under the Annual Performance Measures report and the HUD CAPER.	100% of clients, monthly reports for management purposes

Report Options	
Provider Type	<input checked="" type="radio"/> Provider <input type="radio"/> Reporting Group
Provider*	Lexington CoC (1198) <input type="radio"/> This provider AND its subordinates <input type="radio"/> This provider ONLY
Program Date Range*	09/05/2018 to 09/05/2018
Entry/Exit Types*	<input type="checkbox"/> Basic <input checked="" type="checkbox"/> Basic Center Program Entry/Exit <input checked="" type="checkbox"/> HUD <input type="checkbox"/> PATH <input type="checkbox"/> Quick Call <input type="checkbox"/> RHY <input type="checkbox"/> Standard <input type="checkbox"/> Transitional Living Program Entry/Exit <input type="checkbox"/> VA <input type="checkbox"/> HPRP (Retired)

**CoC-APR Report Results**

4a - Project Identifiers in HMIS	
Organization Name	
Organization ID	
Project Name	Lexington CoC
Project ID	1198
HMIS Project Type	Other (HUD)
Method of Tracking ES	
<b>If HMIS Project ID = 6 (S Only)</b>	
Is the Services Only (HMIS Project Type 6) affiliated with a residential project?	
<b>If 2.4, Dependent A = 1</b>	
Identify the Project ID's of the housing projects this project is affiliated with	

5a - Report Validations Table	
Report Validations Table	
1. Total Number of Persons Served	0
2. Number of Adults (age 18 or over)	0
3. Number of Children (under age 18)	0
4. Number of Persons with Unknown Age	0
5. Number of Leavers	0
6. Number of Adult Leavers	0
7. Number of Adult and Head of Household Leavers	0
8. Number of Stayers	0
9. Number of Adult Stayers	0
10. Number of Veterans	0
11. Number of Chronically Homeless Persons	0
12. Number of Youth Under Age 25	0
13. Number of Parenting Youth Under Age 25 with Children	0
14. Number of Adult Heads of Household	0
15. Number of Child and Unknown-Age Heads of Household	0
16. Heads of Households and Adult Stayers in the Project 365 Days or More	0

6a - Data Quality: Personally Identifiable Information				
Data Element	Client Doesn't Know/Client Refused	Information Missing	Data Issues	% of Error Rate
Name (3.1)	0	0	0	0%
SSN (3.2)	0	0	0	0%
Date of Birth (3.3)	0	0	0	0%
Race (3.4)	0	0		0%
Ethnicity (3.5)	0	0		0%
Gender (3.6)	0	0		0%
Overall Score				0%

6b - Data Quality: Universal Data Elements			
Data Element	Error Count	% of Error Rate	
Veteran Status (3.7)	0	0%	
Project Start Date (3.10)	0	0%	
Relationship to Head of Household (3.15)	0	0%	
Client Location (3.16)	0	0%	
Disabling Condition (3.8)	0	0%	

6c - Data Quality: Income and Housing Data Quality			
Data Element	Error Count	% of Error Rate	
Destination (3.12)	0	0%	
Income and Sources (4.2) at Start	0	0%	



Income and Sources (4.2) at Annual Assessment		0	0%				
Income and Sources (4.2) at Exit		0	0%				
<b>6d - Data Quality: Chronic Homelessness</b>							
Entering into project type	Count of total records	Missing time in institution (3.917.2)	Missing time in housing (3.917.2)	Approximate Date started (3.917.3) DK/R/missing	Number of times (3.917.4) DK/R/missing	Number of months (3.917.5) DK/R/missing	% of records unable to calculate
ES, SH, Street Outreach	0			0	0	0	0%
TH	0	0	0	0	0	0	0%
PH(all)	0	0	0	0	0	0	0%
<b>Total</b>	<b>0</b>						<b>0%</b>
<b>6e - Data Quality: Timeliness</b>							
Time For Record Entry			Number of Project Start Records	Number of Project Exit Records			
0 days			0	0			
1 - 3 days			0	0			
4 - 6 days			0	0			
7 - 10 days			0	0			
11+ days			0	0			
<b>6f - Data Quality: Inactive Records: Street Outreach and Emergency Shelter</b>							
			# of Records	# of Inactive Records	% of Inactive Records		
Contact (Adults and Heads of Household in Street Outreach or ES - NBN)			0	0	0%		
Bed Night (All clients in ES - NBN)			0	0	0%		
<b>7a - Number of Persons Served</b>							
	Total	Without Children	With Children and Adults	With Only Children	Unknown Household Type		
Adults	0	0	0		0		
Children	0		0	0	0		
Client Doesn't Know/Client Refused	0	0	0	0	0		
Data not collected	0	0	0	0	0		
<b>Total</b>	<b>0</b>	<b>0</b>	<b>0</b>	<b>0</b>	<b>0</b>		
<b>7b - Point-in-Time Count of Persons on the Last Wednesday</b>							
	Total	Without Children	With Children and Adults	With Only Children	Unknown Household Type		
January	0	0	0	0	0		
April	0	0	0	0	0		
July	0	0	0	0	0		
October	0	0	0	0	0		
<b>8a - Number of Households Served</b>							
	Total	Without Children	With Children and Adults	With Only Children	Unknown Household Type		
Total Households	0	0	0	0	0		
<b>8b - Point-in-Time Count of Households on the Last Wednesday</b>							
	Total	Without Children	With Children and Adults	With Only Children	Unknown Household Type		
January	0	0	0	0	0		
April	0	0	0	0	0		
July	0	0	0	0	0		
October	0	0	0	0	0		
<b>9a - Number of Persons Contacted</b>							
	All Persons Contacted	First Contact - NOT staying on the Streets, ES, or SH	First contact - WAS staying on Streets, ES, or SH	First contact - Worker unable to determine			
Once	0	0	0	0			
2-5 Times	0	0	0	0			
6-9 Times	0	0	0	0			
10+ Times	0	0	0	0			
<b>Total Persons Contacted</b>	<b>0</b>	<b>0</b>	<b>0</b>	<b>0</b>			
<b>9b - Number of Persons Engaged</b>							
	All Persons Contacted	First Contact - NOT staying on the Streets, ES, or SH	First contact - WAS staying on Streets, ES, or SH	First contact - Worker unable to determine			
Once	0	0	0	0			
2-5 Times	0	0	0	0			
6-9 Times	0	0	0	0			

10+ Times	0	0	0	0	
<b>Total Persons Engaged</b>	0	0	0	0	
<b>Rate of Engagement</b>	0%	0%	0%	0%	
<b>10a - Gender of Adults</b>					
	<b>Total</b>	<b>Without Children</b>	<b>With Children and Adults</b>	<b>Unknown Household Type</b>	
Male	0	0	0	0	
Female	0	0	0	0	
Trans Female (MTF or Male to Female)	0	0	0	0	
Trans Male (FTM or Female to Male)	0	0	0	0	
Gender Non-Conforming (i.e. not exclusively male or female)	0	0	0	0	
Client Doesn't Know/Client Refused	0	0	0	0	
Data not collected	0	0	0	0	
<b>Subtotal</b>	<b>0</b>	<b>0</b>	<b>0</b>	<b>0</b>	
<b>10b - Gender of Children</b>					
	<b>Total</b>	<b>With Children and Adults</b>	<b>With Only Children</b>	<b>Unknown Household Type</b>	
Male	0	0	0	0	
Female	0	0	0	0	
Trans Female (MTF or Male to Female)	0	0	0	0	
Trans Male (FTM or Female to Male)	0	0	0	0	
Gender Non-Conforming (i.e. not exclusively male or female)	0	0	0	0	
Client Doesn't Know/Client Refused	0	0	0	0	
Data not collected	0	0	0	0	
<b>Subtotal</b>	<b>0</b>	<b>0</b>	<b>0</b>	<b>0</b>	
<b>10c - Gender of Persons Missing Age Information</b>					
	<b>Total</b>	<b>Without Children</b>	<b>With Children and Adults</b>	<b>With Only Children</b>	<b>Unknown Household Type</b>
Male	0	0	0	0	0
Female	0	0	0	0	0
Trans Female (MTF or Male to Female)	0	0	0	0	0
Trans Male (FTM or Female to Male)	0	0	0	0	0
Gender Non-Conforming (i.e. not exclusively male or female)	0	0	0	0	0
Client Doesn't Know/Client Refused	0	0	0	0	0
Data not collected	0	0	0	0	0
<b>Subtotal</b>	<b>0</b>	<b>0</b>	<b>0</b>	<b>0</b>	<b>0</b>
<b>11 - Age</b>					
	<b>Total</b>	<b>Without Children</b>	<b>With Children and Adults</b>	<b>With Only Children</b>	<b>Unknown Household Type</b>
Under 5	0		0	0	0
5 - 12	0		0	0	0
13 - 17	0		0	0	0
18 - 24	0	0	0		0
25 - 34	0	0	0		0
35 - 44	0	0	0		0
45 - 54	0	0	0		0
55 - 61	0	0	0		0
62 +	0	0	0		0
Client Doesn't Know/Client Refused	0	0	0	0	0
Data not collected	0	0	0	0	0
<b>Total</b>	<b>0</b>	<b>0</b>	<b>0</b>	<b>0</b>	<b>0</b>
<b>12a - Race</b>					
	<b>Total</b>	<b>Without Children</b>	<b>With Children and Adults</b>	<b>With Only Children</b>	<b>Unknown Household Type</b>
White	0	0	0	0	0
Black or African American	0	0	0	0	0
Asian	0	0	0	0	0
American Indian or Alaska Native	0	0	0	0	0
Native Hawaiian or Other Pacific Islander	0	0	0	0	0
Multiple races	0	0	0	0	0
Client Doesn't Know/Client Refused	0	0	0	0	0
Data not collected	0	0	0	0	0
<b>Total</b>	<b>0</b>	<b>0</b>	<b>0</b>	<b>0</b>	<b>0</b>
<b>12b - Ethnicity</b>					
	<b>Total</b>	<b>Without Children</b>	<b>With Children and Adults</b>	<b>With Only Children</b>	<b>Unknown Household Type</b>

Non-Hispanic/Non-Latino	0	0	0	0	0
Hispanic/Latino	0	0	0	0	0
Client Doesn't Know/Client Refused	0	0	0	0	0
Data not collected	0	0	0	0	0
<b>Total</b>	<b>0</b>	<b>0</b>	<b>0</b>	<b>0</b>	<b>0</b>

13a1 - Physical and Mental Health Conditions at Start					
	Total Persons	Without Children	With Children and Adults	With Only Children	Unknown Household Type
Mental Health Problem	0	0	0	0	0
Alcohol Abuse	0	0	0	0	0
Drug Abuse	0	0	0	0	0
Both Alcohol and Drug Abuse	0	0	0	0	0
Chronic Health Condition	0	0	0	0	0
HIV/AIDS	0	0	0	0	0
Development Disability	0	0	0	0	0
Physical Disability	0	0	0	0	0

13b1 - Physical and Mental Health Conditions at Exit					
	Total Persons	Without Children	With Children and Adults	With Only Children	Unknown Household Type
Mental Health Problem	0	0	0	0	0
Alcohol Abuse	0	0	0	0	0
Drug Abuse	0	0	0	0	0
Both Alcohol and Drug Abuse	0	0	0	0	0
Chronic Health Condition	0	0	0	0	0
HIV/AIDS	0	0	0	0	0
Development Disability	0	0	0	0	0
Physical Disability	0	0	0	0	0

13c1 - Physical and Mental Health Conditions of Stayers					
	Total Persons	Without Children	With Children and Adults	With Only Children	Unknown Household Type
Mental Health Problem	0	0	0	0	0
Alcohol Abuse	0	0	0	0	0
Drug Abuse	0	0	0	0	0
Both Alcohol and Drug Abuse	0	0	0	0	0
Chronic Health Condition	0	0	0	0	0
HIV/AIDS	0	0	0	0	0
Development Disability	0	0	0	0	0
Physical Disability	0	0	0	0	0

13a2 - Number of Conditions at Start					
	Total Persons	Without Children	With Children and Adults	With Only Children	Unknown Household Type
None	0	0	0	0	0
1 Condition	0	0	0	0	0
2 Conditions	0	0	0	0	0
3+ Conditions	0	0	0	0	0
Condition Unknown	0	0	0	0	0
Client Doesn't Know/Client Refused	0	0	0	0	0
Data not collected	0	0	0	0	0
<b>Total</b>	<b>0</b>	<b>0</b>	<b>0</b>	<b>0</b>	<b>0</b>

13b2 - Number of Conditions at Exit					
	Total Persons	Without Children	With Children and Adults	With Only Children	Unknown Household Type
None	0	0	0	0	0
1 Condition	0	0	0	0	0
2 Conditions	0	0	0	0	0
3+ Conditions	0	0	0	0	0
Condition Unknown	0	0	0	0	0
Client Doesn't Know/Client Refused	0	0	0	0	0
Data not collected	0	0	0	0	0
<b>Total</b>	<b>0</b>	<b>0</b>	<b>0</b>	<b>0</b>	<b>0</b>

13c2 - Number of Conditions for Stayers					
	Total Persons	Without Children	With Children and Adults	With Only Children	Unknown Household Type
None	0	0	0	0	0
1 Condition	0	0	0	0	0
2 Conditions	0	0	0	0	0

3+ Conditions	0	0	0	0	0
Condition Unknown	0	0	0	0	0
Client Doesn't Know/Client Refused	0	0	0	0	0
Data not collected	0	0	0	0	0
<b>Total</b>	<b>0</b>	<b>0</b>	<b>0</b>	<b>0</b>	<b>0</b>

14a - Domestic Violence History					
	Total	Without Children	With Children and Adults	With Only Children	Unknown Household Type
Yes	0	0	0	0	0
No	0	0	0	0	0
Client Doesn't Know/Client Refused	0	0	0	0	0
Data not collected	0	0	0	0	0
<b>Total</b>	<b>0</b>	<b>0</b>	<b>0</b>	<b>0</b>	<b>0</b>

14b - Persons Fleeing Domestic Violence					
	Total	Without Children	With Children and Adults	With Only Children	Unknown Household Type
Yes	0	0	0	0	0
No	0	0	0	0	0
Client Doesn't Know/Client Refused	0	0	0	0	0
Data not collected	0	0	0	0	0
<b>Total</b>	<b>0</b>	<b>0</b>	<b>0</b>	<b>0</b>	<b>0</b>

15 - Living Situation					
	Total	Without Children	With Children and Adults	With Only Children	Unknown Household Type
<b>Homeless Situations</b>					
Emergency shelter, including hotel or motel paid for with emergency shelter voucher	0	0	0	0	0
Transitional housing for homeless persons (including homeless youth)	0	0	0	0	0
Place not meant for habitation	0	0	0	0	0
Safe Haven	0	0	0	0	0
Interim Housing	0	0	0	0	0
<b>Subtotal</b>	<b>0</b>	<b>0</b>	<b>0</b>	<b>0</b>	<b>0</b>
<b>Institutional Settings</b>					
Psychiatric hospital or other psychiatric facility	0	0	0	0	0
Substance abuse treatment facility or detox center	0	0	0	0	0
Hospital or other residential non-psychiatric medical facility	0	0	0	0	0
Jail, prison, or juvenile detention facility	0	0	0	0	0
Foster care home or foster care group home	0	0	0	0	0
Long-term care facility or nursing home	0	0	0	0	0
Residential project or halfway house with no homeless criteria	0	0	0	0	0
<b>Subtotal</b>	<b>0</b>	<b>0</b>	<b>0</b>	<b>0</b>	<b>0</b>
<b>Other Locations</b>					
Permanent Housing (other than RRH) for formerly homeless persons	0	0	0	0	0
Owned by client, no ongoing housing subsidy	0	0	0	0	0
Owned by client, with ongoing housing subsidy	0	0	0	0	0
Rental by client, no ongoing housing subsidy	0	0	0	0	0
Rental by client, with VASH housing subsidy	0	0	0	0	0
Rental by client, with GPD TIP housing subsidy	0	0	0	0	0
Rental by client, with other housing subsidy (including RRH)	0	0	0	0	0
Hotel or motel paid for without emergency shelter voucher	0	0	0	0	0
Staying or living in a friend's room, apartment or house	0	0	0	0	0
Staying or living in a family member's room, apartment or house	0	0	0	0	0
Client Doesn't Know/Client Refused	0	0	0	0	0
Data not collected	0	0	0	0	0
<b>Subtotal</b>	<b>0</b>	<b>0</b>	<b>0</b>	<b>0</b>	<b>0</b>
<b>Total</b>	<b>0</b>	<b>0</b>	<b>0</b>	<b>0</b>	<b>0</b>

16 - Cash Income - Ranges				
	Income at Start	Income at Latest Annual Assessment for Stayers	Income at Exit for Leavers	
No Income	0	0	0	
\$1 - 150	0	0	0	
\$151 - \$250	0	0	0	
\$251 - \$500	0	0	0	
\$501 - \$1000	0	0	0	
\$1001 - \$1500	0	0	0	
\$1501 - \$2000	0	0	0	

\$2001 +	0	0	0
Client Doesn't Know/Client Refused	0	0	0
Data not collected	0	0	0
Number of adult stayers not yet required to have an annual assessment		0	
Number of adult stayers without required annual assessment		0	
<b>Total Adults</b>	<b>0</b>	<b>0</b>	<b>0</b>

17 - Cash Income - Sources			
	Income at Start	Income at Latest Annual Assessment for Stayers	Income at Exit for Leavers
Earned Income	0	0	0
Unemployment Insurance	0	0	0
Supplemental Security Income (SSI)	0	0	0
Social Security Disability Insurance (SSDI)	0	0	0
VA Service - Connected Disability Compensation	0	0	0
VA Non-Service Connected Disability Pension	0	0	0
Private Disability Insurance	0	0	0
Worker's Compensation	0	0	0
Temporary Assistance for Needy Families (TANF)	0	0	0
General Assistance (GA)	0	0	0
Retirement Income from Social Security	0	0	0
Pension or retirement income from a former job	0	0	0
Child Support	0	0	0
Alimony and other spousal support	0	0	0
Other Source	0	0	0
Adults with Income Information at Start and Annual Assessment/Exit		0	0

18 - Client Cash Income Category - Earned/Other Income Category - by Start and Annual Assessment/Exit Status			
Number of Adults by Income Category	Number of Adults at Start	Number of Adults at Annual Assessment (Stayers)	Number of Adults at Exit (Leavers)
Adults with Only Earned Income (i.e., Employment Income)	0	0	0
Adults with Only Other Income	0	0	0
Adults with Both Earned and Other Income	0	0	0
Adults with No Income	0	0	0
Adults with Client Doesn't Know/Client Refused Income Information	0	0	0
Adults with Missing Income Information	0	0	0
Number of adult stayers not yet required to have an annual assessment		0	
Number of adult stayers without required annual assessment		0	
<b>Total Adults</b>	<b>0</b>	<b>0</b>	<b>0</b>
1 or More Source of Income	0	0	0
Adults with Income Information at Start and Annual Assessment/Exit		0	0

19a1 - Client Cash Income Change - Income Source - by Start and Latest Status									
Income Change by Income Category (Universe: Adult Stayers with Income Information at Start and Annual Assessment)	Had Income Category at Start and Did Not Have It at Annual Assessment	Retained Income Category But Had Less \$ at Annual Assessment Than at Start	Retained Income Category and Same \$ at Annual Assessment as at Start	Retained Income Category and Increased \$ at Annual Assessment	Did Not Have the Income Category at Start and Gained the Income Category at Annual Assessment	Did Not Have the Income Category at Start or at Annual Assessment	Total Adults (including those with No Income)	Performance Measure: Adults who Gained or Increased Income from Start to Annual Assessment, Average Gain	Performance Measure: Percent of Persons who Accomplished this Measure
Number of Adults with Earned Income (i.e., Employment Income)	0	0	0	0	0	0	0	0	0%
Average Change in Earned Income	0	0		0	0			0	
Number of Adults with Other Income	0	0	0	0	0	0	0	0	0%
Average Change in Other Income	0	0		0	0			0	
Number of Adults with Any Income (i.e., Total Income)	0	0	0	0	0	0	0	0	0%
Average Change in Overall Income	0	0		0	0			0	

19a2 - Client Cash Income Change - Income Source - by Start and Exit									
Income Change by Income	Had Income Category at	Retained Income	Retained Income	Retained Income	Did Not Have the Income	Did Not Have the Income	Total Adults (including	Performance Measure: Adults	Performance Measure:

Category (Universe: Adult Leavers with Income Information at Start and Exit)	Start and Did Not Have It at Exit	Category But Had Less \$ at Exit Than at Start	Category and Same \$ at Exit as at Start	Category and Increased \$ at Exit	Category at Start and Gained the Income Category at Exit	Category at Start or at Exit	those with No Income)	who Gained or Increased Income from Start to Exit, Average Gain	Percent of Persons who Accomplished this Measure
Number of Adults with Earned Income (i.e., Employment Income)	0	0	0	0	0	0	0	0	0%
Average Change in Earned Income	0	0		0	0			0	
Number of Adults with Other Income	0	0	0	0	0	0	0	0	0%
Average Change in Other Income	0	0		0	0			0	
Number of Adults with Any Income (i.e., Total Income)	0	0	0	0	0	0	0	0	0%
Average Change in Overall Income	0	0		0	0			0	

19a3 - Client Cash Income Change - Income Source - by Start and Latest Status/Exit										
Income Change by Income Category (Universe: Adult Stayers/Leavers with Income Information at Start and Annual Assessment/Exit)	Had Income Category at Start and Did Not Have It at Annual Assessment/Exit	Retained Income Category But Had Less \$ at Annual Assessment/Exit Than at Start	Retained Income Category and Same \$ at Annual Assessment/Exit as at Start	Retained Income Category and Increased \$ at Annual Assessment/Exit	Did Not Have the Income Category at Start and Gained the Income Category at Annual Assessment/Exit	Did Not Have the Income Category at Start or at Annual Assessment/Exit	Total Adults (including those with No Income)	Performance Measure: Adults who Gained or Increased Income from Start to Annual Assessment/Exit, Average Gain	Performance Measure: Percent of Persons who Accomplished this Measure	
Number of Adults with Earned Income (i.e., Employment Income)	0	0	0	0	0	0	0	0	0%	
Average Change in Earned Income	0	0		0	0			0		
Number of Adults with Other Income	0	0	0	0	0	0	0	0	0%	
Average Change in Other Income	0	0		0	0			0		
Number of Adults with Any Income (i.e., Total Income)	0	0	0	0	0	0	0	0	0%	
Average Change in Overall Income	0	0		0	0			0		

20a - Type of Non-Cash Benefit Source			
	Benefit at Start	Benefit at Latest Annual Assessment for Stayers	Benefit at Exit for Leavers
Supplemental Nutrition Assistance Program (SNAP) (Previously known as Food Stamps)	0	0	0
Special Supplemental Nutrition Program for Women, Infants, and Children (WIC)	0	0	0
TANF Child Care Services	0	0	0
TANF Transportation Services	0	0	0
Other TANF-Funded Services	0	0	0
Other Source	0	0	0

20b - Number of Non-Cash Benefit Sources			
	Benefit at Start	Benefit at Latest Annual Assessment for Stayers	Benefit at Exit for Leavers
No Sources	0	0	0
1 + Source(s)	0	0	0
Client Doesn't Know/Client Refused	0	0	0
Data not collected	0	0	0
Total	0	0	0

21 - Health Insurance			
	At Start	At Annual Assessment for Stayers	At Exit for Leavers
MEDICAID	0	0	0
MEDICARE	0	0	0
State Children's Health Insurance Program	0	0	0
Veteran's Administration (VA) Medical Services	0	0	0
Employer-Provided Health Insurance	0	0	0
Health Insurance obtained through COBRA	0	0	0
Private Pay Health Insurance	0	0	0

State Health Insurance for Adults	0	0	0
Indian Health Services Program	0	0	0
Other	0	0	0
No Health Insurance	0	0	0
Client Doesn't Know/Client Refused	0	0	0
Data not collected	0	0	0
Number of stayers not yet required to have an annual assessment		0	
1 Source of Health Insurance	0	0	0
More than 1 Source of Health Insurance	0	0	0

22a1 - Length of Participation - CoC Projects			
	Total	Leavers	Stayers
30 days or less	0	0	0
31 to 60 days	0	0	0
61 to 90 days	0	0	0
91 to 180 days	0	0	0
181 to 365 days	0	0	0
366 to 730 Days (1-2 Yrs)	0	0	0
731 to 1,095 Days (2-3 Yrs)	0	0	0
1,096 to 1,460 Days (3-4 Yrs)	0	0	0
1,461 to 1,825 Days (4-5 Yrs)	0	0	0
More than 1,825 Days (>5 Yrs)	0	0	0
Data not collected	0	0	0
<b>Total</b>	<b>0</b>	<b>0</b>	<b>0</b>

22b - Average and Median Length of Participation in Days		
	Leavers	Stayers
Average Length	0	0
Median Length	0	0

22c - RRH Length of Time between Project Start Date and Housing Move-In Date					
	Total	Without Children	With Children and Adults	With Only Children	Unknown Household Type
7 days or less	0	0	0	0	0
8 to 14 days	0	0	0	0	0
15 to 21 days	0	0	0	0	0
22 to 30 days	0	0	0	0	0
31 to 60 days	0	0	0	0	0
61 to 180 days	0	0	0	0	0
181 to 365 days	0	0	0	0	0
366 to 730 Days (1-2 Yrs)	0	0	0	0	0
Data not collected	0	0	0	0	0
<b>Total</b>	<b>0</b>	<b>0</b>	<b>0</b>	<b>0</b>	<b>0</b>

23a - Exit Destination - More than 90 days					
	Total	Without Children	With Children and Adults	With Only Children	Unknown Household Type
<b>Permanent Destinations</b>					
Moved from one HOPWA funded project to HOPWA PH	0	0	0	0	0
Owned by client, no ongoing housing subsidy	0	0	0	0	0
Owned by client, with ongoing housing subsidy	0	0	0	0	0
Rental by client, no ongoing housing subsidy	0	0	0	0	0
Rental by client, with VASH housing subsidy	0	0	0	0	0
Rental by client, with GPD TIP housing subsidy	0	0	0	0	0
Rental by client, with other ongoing housing subsidy	0	0	0	0	0
Permanent Housing (other than RRH) for formerly homeless persons	0	0	0	0	0
Staying or living with family, permanent tenure	0	0	0	0	0
Staying or living with friends, permanent tenure	0	0	0	0	0
Rental by client, with RRH or equivalent subsidy	0	0	0	0	0
<b>Subtotal</b>	<b>0</b>	<b>0</b>	<b>0</b>	<b>0</b>	<b>0</b>
<b>Temporary Destinations</b>					
Emergency shelter, including hotel or motel paid for with emergency shelter voucher	0	0	0	0	0
Moved from one HOPWA funded project to HOPWA TH	0	0	0	0	0
Transitional housing for homeless persons (including homeless youth)	0	0	0	0	0
Staying or living with family, temporary tenure (e.g., room, apartment or house)	0	0	0	0	0
Staying or living with friends, temporary tenure (e.g., room apartment or house)	0	0	0	0	0
Place not meant for habitation (e.g., a vehicle, an abandoned building, bus/train/subway station/airport or anywhere outside)	0	0	0	0	0
Safe Haven	0	0	0	0	0

Hotel or motel paid for without emergency shelter voucher	0	0	0	0	0
<b>Subtotal</b>	<b>0</b>	<b>0</b>	<b>0</b>	<b>0</b>	<b>0</b>
<b>Institutional Settings</b>					
Foster care home or foster care group home	0	0	0	0	0
Psychiatric hospital or other psychiatric facility	0	0	0	0	0
Substance abuse treatment facility or detox center	0	0	0	0	0
Hospital or other residential non-psychiatric medical facility	0	0	0	0	0
Jail, prison, or juvenile detention facility	0	0	0	0	0
Long-term care facility or nursing home	0	0	0	0	0
<b>Subtotal</b>	<b>0</b>	<b>0</b>	<b>0</b>	<b>0</b>	<b>0</b>
<b>Other Destinations</b>					
Residential project or halfway house with no homeless criteria	0	0	0	0	0
Deceased	0	0	0	0	0
Other	0	0	0	0	0
Client Doesn't Know/Client Refused	0	0	0	0	0
Data Not Collected (no exit interview completed)	0	0	0	0	0
<b>Subtotal</b>	<b>0</b>	<b>0</b>	<b>0</b>	<b>0</b>	<b>0</b>
<b>Total</b>	<b>0</b>	<b>0</b>	<b>0</b>	<b>0</b>	<b>0</b>
Total persons exiting to positive housing destinations	0	0	0	0	0
Total persons whose destinations excluded them from the calculation	0	0	0	0	0
Percentage	0%	0%	0%	0%	0%
<b>23b - Exit Destination - 90 Days or Less</b>					
	<b>Total</b>	<b>Without Children</b>	<b>With Children and Adults</b>	<b>With Only Children</b>	<b>Unknown Household Type</b>
<b>Permanent Destinations</b>					
Moved from one HOPWA funded project to HOPWA PH	0	0	0	0	0
Owned by client, no ongoing housing subsidy	0	0	0	0	0
Owned by client, with ongoing housing subsidy	0	0	0	0	0
Rental by client, no ongoing housing subsidy	0	0	0	0	0
Rental by client, with VASH housing subsidy	0	0	0	0	0
Rental by client, with GPD TIP housing subsidy	0	0	0	0	0
Rental by client, with other ongoing housing subsidy	0	0	0	0	0
Permanent Housing (other than RRH) for formerly homeless persons	0	0	0	0	0
Staying or living with family, permanent tenure	0	0	0	0	0
Staying or living with friends, permanent tenure	0	0	0	0	0
Rental by client, with RRH or equivalent subsidy	0	0	0	0	0
<b>Subtotal</b>	<b>0</b>	<b>0</b>	<b>0</b>	<b>0</b>	<b>0</b>
<b>Temporary Destinations</b>					
Emergency shelter, including hotel or motel paid for with emergency shelter voucher	0	0	0	0	0
Moved from one HOPWA funded project to HOPWA TH	0	0	0	0	0
Transitional housing for homeless persons (including homeless youth)	0	0	0	0	0
Staying or living with family, temporary tenure (e.g., room, apartment or house)	0	0	0	0	0
Staying or living with friends; temporary tenure (e.g., room apartment or house)	0	0	0	0	0
Place not meant for habitation (e.g., a vehicle, an abandoned building, bus/train/subway station/airport or anywhere outside)	0	0	0	0	0
Safe Haven	0	0	0	0	0
Hotel or motel paid for without emergency shelter voucher	0	0	0	0	0
<b>Subtotal</b>	<b>0</b>	<b>0</b>	<b>0</b>	<b>0</b>	<b>0</b>
<b>Institutional Settings</b>					
Foster care home or foster care group home	0	0	0	0	0
Psychiatric hospital or other psychiatric facility	0	0	0	0	0
Substance abuse treatment facility or detox center	0	0	0	0	0
Hospital or other residential non-psychiatric medical facility	0	0	0	0	0
Jail, prison, or juvenile detention facility	0	0	0	0	0
Long-term care facility or nursing home	0	0	0	0	0
<b>Subtotal</b>	<b>0</b>	<b>0</b>	<b>0</b>	<b>0</b>	<b>0</b>
<b>Other Destinations</b>					
Residential project or halfway house with no homeless criteria	0	0	0	0	0
Deceased	0	0	0	0	0
Other	0	0	0	0	0
Client Doesn't Know/Client Refused	0	0	0	0	0
Data Not Collected (no exit interview completed)	0	0	0	0	0
<b>Subtotal</b>	<b>0</b>	<b>0</b>	<b>0</b>	<b>0</b>	<b>0</b>
<b>Total</b>	<b>0</b>	<b>0</b>	<b>0</b>	<b>0</b>	<b>0</b>
Total persons exiting to positive housing destinations	0	0	0	0	0



Total persons whose destinations excluded them from the calculation	0	0	0	0	0
Percentage	0%	0%	0%	0%	0%

25a - Number of Veterans				
	Total	Without Children	With Children and Adults	Unknown Household Type
Chronically Homeless Veteran	0	0	0	0
Non-Chronically Homeless Veteran	0	0	0	0
Not a veteran	0	0	0	0
Client Doesn't Know/Client Refused	0	0	0	0
Data not collected	0	0	0	0
<b>Total</b>	<b>0</b>	<b>0</b>	<b>0</b>	<b>0</b>

25b - Number of Veteran Households				
	Total	Without Children	With Children and Adults	Unknown Household Type
Chronically Homeless Veteran	0	0	0	0
Non-Chronically Homeless Veteran	0	0	0	0
Not a veteran	0	0	0	0
Client Doesn't Know/Client Refused	0	0	0	0
Data not collected	0	0	0	0
<b>Total</b>	<b>0</b>	<b>0</b>	<b>0</b>	<b>0</b>

25c - Gender - Veterans				
	Total	Without Children	With Children and Adults	Unknown Household Type
Male	0	0	0	0
Female	0	0	0	0
Trans Female (MTF or Male to Female)	0	0	0	0
Trans Male (FTM or Female to Male)	0	0	0	0
Gender Non-Conforming (i.e. not exclusively male or female)	0	0	0	0
Client Doesn't Know/Client Refused	0	0	0	0
Data not collected	0	0	0	0
<b>Total</b>	<b>0</b>	<b>0</b>	<b>0</b>	<b>0</b>

25d - Age - Veterans				
	Total	Without Children	With Children and Adults	Unknown Household Type
18 - 24	0	0	0	0
25 - 34	0	0	0	0
35 - 44	0	0	0	0
45 - 54	0	0	0	0
55 - 61	0	0	0	0
62 +	0	0	0	0
Client Doesn't Know/Client Refused	0	0	0	0
Data not collected	0	0	0	0
<b>Total</b>	<b>0</b>	<b>0</b>	<b>0</b>	<b>0</b>

25e - Physical and Mental Health Conditions - Veterans				
	Conditions at Start	Conditions at Latest Assessment for Stayers	Conditions at Exit for Leavers	
Mental Health Problem	0	0	0	
Alcohol Abuse	0	0	0	
Drug Abuse	0	0	0	
Both Alcohol and Drug Abuse	0	0	0	
Chronic Health Condition	0	0	0	
HIV/AIDS	0	0	0	
Development Disability	0	0	0	
Physical Disability	0	0	0	

25f - Cash Income Category - Income Category - by Start and Annual/Exit Status - Veterans			
Number of Veterans by Income Category	Number of Veterans at Start	Number of Veterans at Annual Assessment (Stayers)	Number of Veterans at Exit (Leavers)
Veterans with Only Earned Income (i.e., Employment Income)	0	0	0
Veterans with Only Other Income	0	0	0
Veterans with Both Earned and Other Income	0	0	0
Veterans with No Income	0	0	0
Veterans with Client Doesn't Know/Client Refused Income Information	0	0	0
Veterans with Missing Income Information	0	0	0

Number of veterans not yet required to have an annual assessment		0			
Number of veterans without required annual assessment		0			
<b>Total Veterans</b>	<b>0</b>	<b>0</b>	<b>0</b>		
<b>25g - Type of Cash Income Sources - Veterans</b>					
	<b>Income at Start</b>	<b>Income at Latest Annual Assessment for Stayers</b>	<b>Income at Exit for Leavers</b>		
Earned Income	0	0	0		
Unemployment Insurance	0	0	0		
Supplemental Security Income (SSI)	0	0	0		
Social Security Disability Insurance (SSDI)	0	0	0		
VA Service - Connected Disability Compensation	0	0	0		
VA Non-Service Connected Disability Pension	0	0	0		
Private Disability Insurance	0	0	0		
Worker's Compensation	0	0	0		
Temporary Assistance for Needy Families (TANF)	0	0	0		
General Assistance (GA)	0	0	0		
Retirement Income from Social Security	0	0	0		
Pension or retirement income from a former job	0	0	0		
Child Support	0	0	0		
Alimony and other spousal support	0	0	0		
Other Source	0	0	0		
Veterans with Income Information at Start and Annual Assessment/Exit		0	0		
<b>25h - Type of Non-Cash Benefit Sources - Veterans</b>					
	<b>Benefit at Start</b>	<b>Benefit at Latest Annual Assessment for Stayers</b>	<b>Benefit at Exit for Leavers</b>		
Supplemental Nutrition Assistance Program (SNAP) (Previously known as Food Stamps)	0	0	0		
Special Supplemental Nutrition Program for Women, Infants, and Children (WIC)	0	0	0		
TANF Child Care Services	0	0	0		
TANF Transportation Services	0	0	0		
Other TANF-Funded Services	0	0	0		
Other Source	0	0	0		
<b>25i - Exit Destination - Veterans</b>					
	<b>Total</b>	<b>Without Children</b>	<b>With Children and Adults</b>	<b>With Only Children</b>	<b>Unknown Household Type</b>
<b>Permanent Destinations</b>					
Moved from one HOPWA funded project to HOPWA PH	0	0	0	0	0
Owned by client, no ongoing housing subsidy	0	0	0	0	0
Owned by client, with ongoing housing subsidy	0	0	0	0	0
Rental by client, no ongoing housing subsidy	0	0	0	0	0
Rental by client, with VASH housing subsidy	0	0	0	0	0
Rental by client, with GPD TIP housing subsidy	0	0	0	0	0
Rental by client, with other ongoing housing subsidy	0	0	0	0	0
Permanent Housing (other than RRH) for formerly homeless persons	0	0	0	0	0
Staying or living with family, permanent tenure	0	0	0	0	0
Staying or living with friends, permanent tenure	0	0	0	0	0
Rental by client, with RRH or equivalent subsidy	0	0	0	0	0
<b>Subtotal</b>	<b>0</b>	<b>0</b>	<b>0</b>	<b>0</b>	<b>0</b>
<b>Temporary Destinations</b>					
Emergency shelter, including hotel or motel paid for with emergency shelter voucher	0	0	0	0	0
Moved from one HOPWA funded project to HOPWA TH	0	0	0	0	0
Transitional housing for homeless persons (including homeless youth)	0	0	0	0	0
Staying or living with family, temporary tenure (e.g., room, apartment or house)	0	0	0	0	0
Staying or living with friends, temporary tenure (e.g., room apartment or house)	0	0	0	0	0
Place not meant for habitation (e.g., a vehicle, an abandoned building, bus/train/subway station/airport or anywhere outside)	0	0	0	0	0
Safe Haven	0	0	0	0	0
Hotel or motel paid for without emergency shelter voucher	0	0	0	0	0
<b>Subtotal</b>	<b>0</b>	<b>0</b>	<b>0</b>	<b>0</b>	<b>0</b>
<b>Institutional Settings</b>					
Foster care home or foster care group home	0	0	0	0	0
Psychiatric hospital or other psychiatric facility	0	0	0	0	0
Substance abuse treatment facility or detox center	0	0	0	0	0
Hospital or other residential non-psychiatric medical facility	0	0	0	0	0

Jail, prison, or juvenile detention facility	0	0	0	0	0
Long-term care facility or nursing home	0	0	0	0	0
<b>Subtotal</b>	<b>0</b>	<b>0</b>	<b>0</b>	<b>0</b>	<b>0</b>
<b>Other Destinations</b>					
Residential project or halfway house with no homeless criteria	0	0	0	0	0
Deceased	0	0	0	0	0
Other	0	0	0	0	0
Client Doesn't Know/Client Refused	0	0	0	0	0
Data Not Collected (no exit interview completed)	0	0	0	0	0
<b>Subtotal</b>	<b>0</b>	<b>0</b>	<b>0</b>	<b>0</b>	<b>0</b>
<b>Total</b>	<b>0</b>	<b>0</b>	<b>0</b>	<b>0</b>	<b>0</b>
Total persons exiting to positive housing destinations	0	0	0	0	0
Total persons whose destinations excluded them from the calculation	0	0	0	0	0
Percentage	0%	0%	0%	0%	0%

26a - Chronically Homeless Status - Number of Households w/ at least one or more CH person					
	Total	Without Children	With Children and Adults	With Only Children	Unknown Household Type
Chronically Homeless	0	0	0	0	0
Not Chronically Homeless	0	0	0	0	0
Client Doesn't Know/Client Refused	0	0	0	0	0
Data not collected	0	0	0	0	0
<b>Total</b>	<b>0</b>	<b>0</b>	<b>0</b>	<b>0</b>	<b>0</b>

26b - Number of Chronically Homeless Persons by Household					
	Total	Without Children	With Children and Adults	With Only Children	Unknown Household Type
Chronically Homeless	0	0	0	0	0
Not Chronically Homeless	0	0	0	0	0
Client Doesn't Know/Client Refused	0	0	0	0	0
Data not collected	0	0	0	0	0
<b>Total</b>	<b>0</b>	<b>0</b>	<b>0</b>	<b>0</b>	<b>0</b>

26c - Gender of Chronically Homeless Persons					
	Total	Without Children	With Children and Adults	With Only Children	Unknown Household Type
Male	0	0	0	0	0
Female	0	0	0	0	0
Trans Female (MTF or Male to Female)	0	0	0	0	0
Trans Male (FTM or Female to Male)	0	0	0	0	0
Gender Non-Conforming (i.e. not exclusively male or female)	0	0	0	0	0
Client Doesn't Know/Client Refused	0	0	0	0	0
Data not collected	0	0	0	0	0
<b>Total</b>	<b>0</b>	<b>0</b>	<b>0</b>	<b>0</b>	<b>0</b>

26d - Age of Chronically Homeless Persons					
	Total	Without Children	With Children and Adults	With Only Children	Unknown Household Type
0 - 17	0	0	0	0	0
18 - 24	0	0	0	0	0
25 - 34	0	0	0	0	0
35 - 44	0	0	0	0	0
45 - 54	0	0	0	0	0
55 - 61	0	0	0	0	0
62 +	0	0	0	0	0
Client Doesn't Know/Client Refused	0	0	0	0	0
Data not collected	0	0	0	0	0
<b>Total</b>	<b>0</b>	<b>0</b>	<b>0</b>	<b>0</b>	<b>0</b>

26e - Physical and Mental Health Conditions - Chronically Homeless Persons				
	Conditions at Start	Conditions at Latest Assessment for Stayers	Conditions at Exit for Leavers	
Mental Health Problem	0	0	0	
Alcohol Abuse	0	0	0	
Drug Abuse	0	0	0	
Both Alcohol and Drug Abuse	0	0	0	
Chronic Health Condition	0	0	0	
HIV/AIDS	0	0	0	
Development Disability	0	0	0	

Physical Disability	0	0	0		
<b>26f - Client Cash Income - Chronically Homeless Persons</b>					
	<b>Number of Chronically Homeless Persons at Start</b>	<b>Number of Chronically Homeless Persons at Annual Assessment (Stayers)</b>	<b>Number of Chronically Homeless Persons at Exit (Leavers)</b>		
<b>Number of Chronically Homeless Persons by Income Category</b>					
Chronically Homeless Persons with Only Earned Income (i.e., Employment Income)	0	0	0		
Chronically Homeless Persons with Only Other Income	0	0	0		
Chronically Homeless Persons with Both Earned and Other Income	0	0	0		
Chronically Homeless Persons with No Income	0	0	0		
Chronically Homeless Persons with Client Doesn't Know/Client Refused Income Information	0	0	0		
Chronically Homeless Persons with Missing Income Information	0	0	0		
Number of Chronically Homeless Persons not yet required to have an annual assessment		0			
Number of Chronically Homeless Persons without required annual assessment		0			
<b>Total Chronically Homeless Persons</b>	<b>0</b>	<b>0</b>	<b>0</b>		
<b>26g - Type of Cash Income Sources - Chronically Homeless Persons</b>					
	<b>Income at Start</b>	<b>Income at Latest Annual Assessment for Stayers</b>	<b>Income at Exit for Leavers</b>		
Earned Income	0	0	0		
Unemployment Insurance	0	0	0		
Supplemental Security Income (SSI)	0	0	0		
Social Security Disability Insurance (SSDI)	0	0	0		
VA Service - Connected Disability Compensation	0	0	0		
VA Non-Service Connected Disability Pension	0	0	0		
Private Disability Insurance	0	0	0		
Worker's Compensation	0	0	0		
Temporary Assistance for Needy Families (TANF)	0	0	0		
General Assistance (GA)	0	0	0		
Retirement Income from Social Security	0	0	0		
Pension or retirement income from a former job	0	0	0		
Child Support	0	0	0		
Alimony and other spousal support	0	0	0		
Other Source	0	0	0		
Chronically Homeless Persons with Income Information at Start and Annual Assessment/Exit		0	0		
<b>26h - Type of Non-Cash Income Sources - Chronically Homeless Persons</b>					
	<b>Benefit at Start</b>	<b>Benefit at Latest Annual Assessment for Stayers</b>	<b>Benefit at Exit for Leavers</b>		
Supplemental Nutrition Assistance Program (SNAP) (Previously known as Food Stamps)	0	0	0		
Special Supplemental Nutrition Program for Women, Infants, and Children (WIC)	0	0	0		
TANF Child Care Services	0	0	0		
TANF Transportation Services	0	0	0		
Other TANF-Funded Services	0	0	0		
Other Source	0	0	0		
<b>27a - Age of Youth</b>					
	<b>Total</b>	<b>Without Children</b>	<b>With Children and Adults</b>	<b>With Only Children</b>	<b>Unknown Household Type</b>
12 - 17	0	0	0	0	0
18 - 24	0	0	0	0	0
Client Doesn't Know/Client Refused	0	0	0	0	0
Data not collected	0	0	0	0	0
<b>Total</b>	<b>0</b>	<b>0</b>	<b>0</b>	<b>0</b>	<b>0</b>
<b>27b - Parenting Youth</b>					
	<b>Total Parenting Youth</b>	<b>Total Children of Parenting Youth</b>	<b>Total Persons</b>	<b>Total Households</b>	
Parenting youth < 18	0	0	0	0	
Parenting youth 18 to 24	0	0	0	0	
<b>27c - Gender - Youth</b>					
	<b>Total</b>	<b>Without Children</b>	<b>With Children and Adults</b>	<b>With Only Children</b>	<b>Unknown Household Type</b>
Male	0	0	0	0	0
Female	0	0	0	0	0
Trans Female (MTF or Male to Female)	0	0	0	0	0

Trans Male (FTM or Female to Male)	0	0	0	0	0
Gender Non-Conforming (i.e. not exclusively male or female)	0	0	0	0	0
Client Doesn't Know/Client Refused	0	0	0	0	0
Data not collected	0	0	0	0	0
<b>Total</b>	<b>0</b>	<b>0</b>	<b>0</b>	<b>0</b>	<b>0</b>

27d - Living Situation - Youth					
	Total	Without Children	With Children and Adults	With Only Children	Unknown Household Type
<b>Homeless Situations</b>					
Emergency shelter, including hotel or motel paid for with emergency shelter voucher	0	0	0	0	0
Transitional housing for homeless persons (including homeless youth)	0	0	0	0	0
Place not meant for habitation	0	0	0	0	0
Safe Haven	0	0	0	0	0
Interim Housing	0	0	0	0	0
<b>Subtotal</b>	<b>0</b>	<b>0</b>	<b>0</b>	<b>0</b>	<b>0</b>
<b>Institutional Settings</b>					
Psychiatric hospital or other psychiatric facility	0	0	0	0	0
Substance abuse treatment facility or detox center	0	0	0	0	0
Hospital or other residential non-psychiatric medical facility	0	0	0	0	0
Jail, prison, or juvenile detention facility	0	0	0	0	0
Foster care home or foster care group home	0	0	0	0	0
Long-term care facility or nursing home	0	0	0	0	0
Residential project or halfway house with no homeless criteria	0	0	0	0	0
<b>Subtotal</b>	<b>0</b>	<b>0</b>	<b>0</b>	<b>0</b>	<b>0</b>
<b>Other Locations</b>					
Permanent Housing (other than RRH) for formerly homeless persons	0	0	0	0	0
Owned by client, no ongoing housing subsidy	0	0	0	0	0
Owned by client, with ongoing housing subsidy	0	0	0	0	0
Rental by client, no ongoing housing subsidy	0	0	0	0	0
Rental by client, with VASH housing subsidy	0	0	0	0	0
Rental by client, with GPD TIP housing subsidy	0	0	0	0	0
Rental by client, with other housing subsidy (including RRH)	0	0	0	0	0
Hotel or motel paid for without emergency shelter voucher	0	0	0	0	0
Staying or living in a friend's room, apartment or house	0	0	0	0	0
Staying or living in a family member's room, apartment or house	0	0	0	0	0
Client Doesn't Know/Client Refused	0	0	0	0	0
Data not collected	0	0	0	0	0
<b>Subtotal</b>	<b>0</b>	<b>0</b>	<b>0</b>	<b>0</b>	<b>0</b>
<b>Total</b>	<b>0</b>	<b>0</b>	<b>0</b>	<b>0</b>	<b>0</b>

27e - Length of Participation - Youth			
	Total	Leavers	Stayers
30 days or less	0	0	0
31 to 60 days	0	0	0
61 to 90 days	0	0	0
91 to 180 days	0	0	0
181 to 365 days	0	0	0
366 to 730 Days (1-2 Yrs)	0	0	0
731 to 1,095 Days (2-3 Yrs)	0	0	0
1,096 to 1,460 Days (3-4 Yrs)	0	0	0
1,461 to 1,825 Days (4-5 Yrs)	0	0	0
More than 1,825 Days (>5 Yrs)	0	0	0
Data not collected	0	0	0
<b>Total</b>	<b>0</b>	<b>0</b>	<b>0</b>

27f - Exit Destination - Youth					
	Total	Without Children	With Children and Adults	With Only Children	Unknown Household Type
<b>Permanent Destinations</b>					
Moved from one HOPWA funded project to HOPWA PH	0	0	0	0	0
Owned by client, no ongoing housing subsidy	0	0	0	0	0
Owned by client, with ongoing housing subsidy	0	0	0	0	0
Rental by client, no ongoing housing subsidy	0	0	0	0	0
Rental by client, with VASH housing subsidy	0	0	0	0	0
Rental by client, with GPD TIP housing subsidy	0	0	0	0	0
Rental by client, with other ongoing housing subsidy	0	0	0	0	0
Permanent Housing (other than RRH) for formerly homeless persons	0	0	0	0	0

Staying or living with family, permanent tenure	0	0	0	0	0
Staying or living with friends, permanent tenure	0	0	0	0	0
Rental by client, with RRH or equivalent subsidy	0	0	0	0	0
<b>Subtotal</b>	<b>0</b>	<b>0</b>	<b>0</b>	<b>0</b>	<b>0</b>
<b>Temporary Destinations</b>					
Emergency shelter, including hotel or motel paid for with emergency shelter voucher	0	0	0	0	0
Moved from one HOPWA funded project to HOPWA TH	0	0	0	0	0
Transitional housing for homeless persons (including homeless youth)	0	0	0	0	0
Staying or living with family, temporary tenure (e.g., room, apartment or house)	0	0	0	0	0
Staying or living with friends, temporary tenure (e.g., room apartment or house)	0	0	0	0	0
Place not meant for habitation (e.g., a vehicle, an abandoned building, bus/train/subway station/airport or anywhere outside)	0	0	0	0	0
Safe Haven	0	0	0	0	0
Hotel or motel paid for without emergency shelter voucher	0	0	0	0	0
<b>Subtotal</b>	<b>0</b>	<b>0</b>	<b>0</b>	<b>0</b>	<b>0</b>
<b>Institutional Settings</b>					
Foster care home or foster care group home	0	0	0	0	0
Psychiatric hospital or other psychiatric facility	0	0	0	0	0
Substance abuse treatment facility or detox center	0	0	0	0	0
Hospital or other residential non-psychiatric medical facility	0	0	0	0	0
Jail, prison, or juvenile detention facility	0	0	0	0	0
Long-term care facility or nursing home	0	0	0	0	0
<b>Subtotal</b>	<b>0</b>	<b>0</b>	<b>0</b>	<b>0</b>	<b>0</b>
<b>Other Destinations</b>					
Residential project or halfway house with no homeless criteria	0	0	0	0	0
Deceased	0	0	0	0	0
Other	0	0	0	0	0
Client Doesn't Know/Client Refused	0	0	0	0	0
Data Not Collected (no exit interview completed)	0	0	0	0	0
<b>Subtotal</b>	<b>0</b>	<b>0</b>	<b>0</b>	<b>0</b>	<b>0</b>
<b>Total</b>	<b>0</b>	<b>0</b>	<b>0</b>	<b>0</b>	<b>0</b>
Total persons exiting to positive housing destinations	0	0	0	0	0
Total persons whose destinations excluded them from the calculation	0	0	0	0	0
Percentage	0%	0%	0%	0%	0%