



Lexington-Fayette Urban County Government  
DEPARTMENT OF GENERAL SERVICES

TRANSMITTAL

Date: April 15, 2016

Contract Number: 227-2014

Purchase Order Number: LF00120278

Bid Package Number: 99-2014

Capital Project Number: TBD

Work Order Number: N/A

Building: Senior Citizen Center

Project Description: Replacement Senior Citizen Center Construction

To: Josh Marrillia, Marrillia Design & Construction

RE: Change Order #40 **fully executed**

CC: Harding Dowell, EOP Architects

Marth Allen, Council Clerk

Trina Brown, Social Services [SR\_CITZN2\_2015 2600-606101-6001-90511]

From: Joyce Thomas, General Services *Joyce*

We Are Sending You:

Contract

Operation and Maintenance Manuals

Warranties

Change Order

Payment Application

Plans

Item	Copies	Description	Pages	Date
1.	1	Change Order #40 <b>fully executed</b>	27	4/13/2016

THESE ARE TRANSMITTED AS INDICATED BELOW:

FOR APPROVAL

FOR ACTION (Trina Brown)

FOR YOUR USE

FOR FILE

FOR YOUR REVIEW AND COMMENT

FOR SIGNATURE

OTHER:

REPLY BY \_\_\_\_\_ TO AVOID DELAY IN CONSTRUCTION

Remarks:

**LEXINGTON-FAYETTE URBAN COUNTY  
GOVERNMENT CONTRACT CHANGE ORDER**

Page 1 of 2

To (Contractor):  
Marrilia Design & Construction  
259 West Short Street  
Suite 325  
Lexington, KY 40507

Date:	April 12, 2016
Project:	Senior Citizen Center Construction
Location:	Lexington
Contract No.	227-2014
Original Contract Amt.	\$8,882,900.00
Cumulative Amount of Previous Change Orders	\$1,440,919.37
Percent Change - Previous Change Orders	16.22%
Total Contract Amount Prior to this Change Order	\$10,323,819.37
Change Order No.	40

You are hereby requested to comply with the following changes from the contract plans and specification;

**Current Change Order**

Item No.	Description of changes-quantities, unit prices, change in completion date, etc.	Decrease in contract price	Increase in contract price	
1	Provide a painted GWB soffit to avoid ductwork in Dance Storage per PR 68		\$1,031.00	
2	Provide floor grilles and underlayment to platform floor per PR 69		\$1,262.00	
3	Delete painted drywall and install pressure treated plywood in exterior storage building per ASI 83		\$177.00	
	<b>Total decrease</b>		<b>\$0.00</b>	
	<b>Total increase</b>			<b>\$2,470.00</b>
	<b>Net Amount of this Change Order</b>			<b>\$2,470.00</b>
	<b>New Contract Amount Including this Change Order</b>			<b>\$10,326,289.37</b>
	<b>Percent Change - This Change Order</b>			<b>0.03%</b>
	<b>Percent Change - All Change Orders</b>			<b>16.25%</b>

The time provided for the completion in the contract and all provisions of the contract will apply hereto.

Recommended by	<i>George Thomas</i>	(Project Manager)	Date	4/12/16
Accepted by	<i>Paul Samella</i>	(Contractor)	Date	4/13/16
Approved by	<i>Paul Samella</i>	(Director)	Date	4-13-16
Approved by	<i>Paul Samella</i>	(Commissioner)	Date	4-13-16
Approved by	<i>Paul Samella</i>	(Mayor or CAO)	Date	4-13-16

**JUSTIFICATION FOR CHANGE**

PROJECT: Senior Citizen Center Construction

CONTRACT NO. 227-2014

CHANGE ORDER NO. 40

1. Necessity for change: Designed ceiling height conflicts with HVAC ductwork in Dance Storage. Adding a soffit will conceal the ductwork. Flooring installer recommended adding the passive air grilles and underlayment to increase air circulation under the floor and to protect the wood flooring. Plywood is more resilient than drywall and is more appropriate for an exterior storage space.
2. Is proposed change an alternate bid? \_\_\_ Yes  X  No
3. Will proposed change alter the physical size of the project? \_\_\_ Yes  X  No  
If "Yes", explain.
4. Effect of this change on other prime contractors: N/A
5. Has consent of surety been obtained? \_\_\_ Yes  X  Not Necessary
6. Will this change affect expiration or extent of insurance coverage? \_\_\_ Yes  X  No  
If "Yes", will the policies be extended? \_\_\_ Yes \_\_\_ No
7. Effect on operation and maintenance costs: Wood flooring on Platform should have a longer life.
8. Effect on contract completion date: 0 working days

*Sally Smith*  
Mayor

4-13-16  
Date




**Alternates**  
 LFUCG Replacement Senior Citizen Center  
 Lexington, KY

4/11/2016  
 5:30 PM

**Pending Owner Approval**  
**PR-75 Furnish a Painted GWB Soffit to Avoid the HVAC Ductwork Conflict in the Dance Storage Ceiling per Proposal Request No. 68**

Quantity	Units	Hr.	Rate	Labor	Unit	Materials	Subcontractor	Total
1	ls			687.00			687	687
1	ls			200.00			200	200
				0			887	887

Cost of In-Place Construction (Labor, Materials and Equipment) = 887  
 Marrilla Design and Construction Overhead Percentage = 10.0%  
 Overhead - Marrilla Design and Construction = 89  
 Marrilla Design and Construction Profit Percentage = 5.0%  
 Profit - Marrilla Design and Construction = 44  
 General Liability Insurance (Construction) = 1  
 Builders Risk Insurance = 1  
 Performance and Payment Bond (Rate of \$9.40 per \$1000 of Cost for \$0 - \$2,500,000) = N/A  
 Performance and Payment Bond (Rate of \$8.15 per \$1000 of Cost for \$2,500,000 - \$5,000,000) = N/A  
 Performance and Payment Bond (Rate of \$7.20 per \$1000 of Cost for \$5,000,000 and up) = 7  
 KY Surcharge on Project Bonds (1.8% of Bond Cost) = 0  
 Local Municipality Tax on Project Bonds (5% of Bond Cost) = 0  
 Total Construction Cost = **1,031**



architecture | interiors

## Proposal Request Transmittal

EOP Architects | 201 W Short St Suite 700 Lexington KY 40507 United States

PROJECT	LFUCG Senior Citizens' Center 201333	DATE SENT	4/6/2016
SUBJECT	Dance Storage Soffit	PROPOSAL REQUEST ID	PR-068
TYPE	Proposal Request	TRANSMITTAL ID	00941
PURPOSE	For Review and Response	VIA	Info Exchange

### FROM

NAME	COMPANY	EMAIL	PHONE
Harding Dowell	EOP Architects	hdowell@eopa.com	(859) 231-7538

### TO

NAME	COMPANY	EMAIL	PHONE
Travis Harris	Marrillia Design and Construction	tharris@marrillia.com	

### REMARKS:

**Created by: Harding Dowell**

Description:

To avoid conflict with HVAC ductwork, please furnish a painted GWB soffit per the attached sketch. Please verify all dimensions prior to fabrication.

Thanks,

Harding

# Proposal Request Transmittal

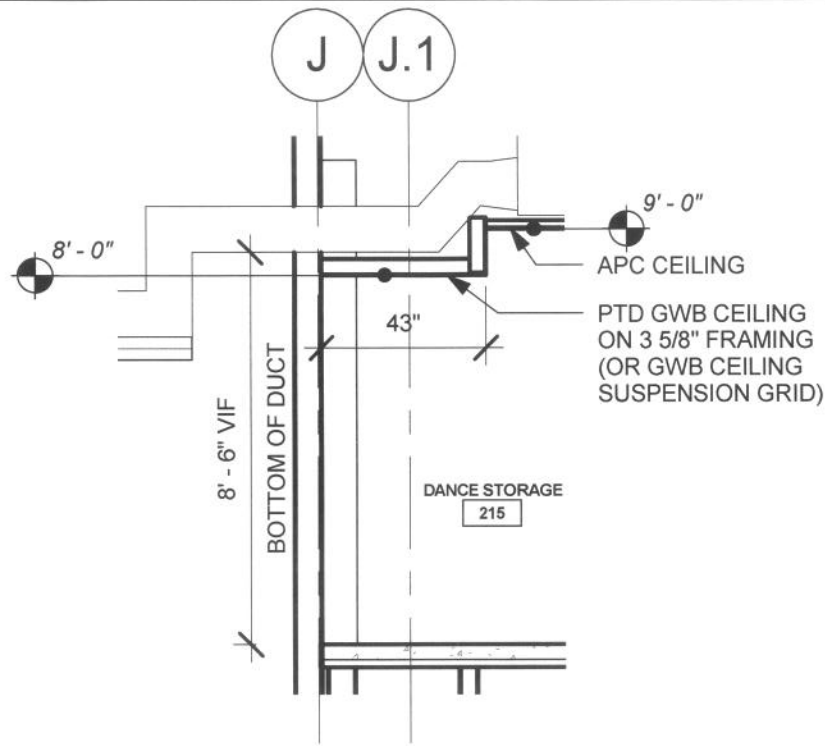
DATE: 4/6/2016  
ID: 00941

## DESCRIPTION OF CONTENTS

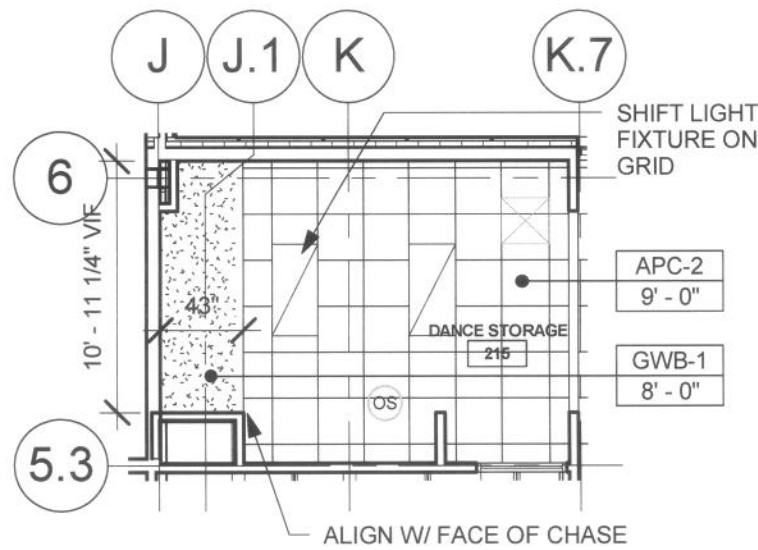
QTY	DATED	TITLE	NUMBER	SCALE	SIZE	NOTES
1	4/6/2016	160406_PR-068_SKA-126.pdf				

## COPIES:

Brian Gravitt (Marrillia Design and Construction)  
Jim Martin (Marrillia Design and Construction)  
Josh Marrillia (Marrillia Design and Construction)  
Rob Price (Marrillia Design and Construction)  
Jessica Walker (LFUCG)  
Joyce Thomas (LFUCG)  
Martin Woodford (LFUCG)  
Sam Claxton (CMTA)



1 **DANCE STORAGE CEILING**  
 SKA-126 SCALE: 1/4" = 1'-0"



2 **PARTIAL 2ND FLOOR RCP**  
 SKA-126 SCALE: 1/8" = 1'-0"



**LEXINGTON SENIOR CENTER**  
 195 LIFE LANE  
 LEXINGTON, KY 40502

**PR-068**

Proj. No. 201333 Date 04/06/16  
 Drawn by HD Checked by HD

No. REVISION DATE

**SKA-126**

As indicated



Bennett's Carpets, Inc.  
 149 Steve Drive  
 Russell Springs, KY 42642  
 (270) 866-6930  
 Fax (270) 866-6200

**QUOTATION • PROPOSAL**

TO:	Marrilla	DATE:	04/11/16
ATT:	Travis		
RE:	PR 068 Lexington Senior Citizens		

Description of Work: We hereby submit this estimate for furnishing and installing the following in accordance with plans and specifications including insurance:

TO ADD A SOFFIT IN DANCE STORAGE \$ 687.50

**Total Quotation \$**

Note: This quotation will become void if not accepted within 30 days.

We include no demolition unless stipulated. \_\_\_\_\_ Reggie Roy

Acceptance: \_\_\_\_\_ Date: \_\_\_/\_\_\_/\_\_\_

Company/Title: \_\_\_\_\_

This Quotation/Proposal is to become a part of the contract documents. Payment to be made within 30 days from billing date with retainage held only as a part of original documents and previously agreed. Payment in full within 30 days upon completion and acceptance of this project.





**Pending Owner Approval**  
**PR-74 Complete the Improvements to the Platform Flooring per Proposal Request No. 69**


Complete the Improvements to the Platform Flooring per Proposal Request No. 69

- Floor Grills, Materials - Marrillia
- 20 Mil Plastic, Materials - Marrillia
- Miscellaneous Materials - Marrillia
- Labor to Complete the Installation of the Platform Flooring Improvements per Proposal Request No. 69

Quantity	Units	Hr.	Rate	Labor	up	Materials	Subcontractor	Total
1	1s					300.00	300	
1	1s					100.00	100	
1	1s					200.00	200	
10	hr			45.00			450	
				0		636	450	1,086

Cost of In-Place Construction (Labor, Materials and Equipment) = 1,086  
 Marrillia Design and Construction Overhead Percentage = 10.0%  
 Overhead - Marrillia Design and Construction = 109  
 Marrillia Design and Construction Profit Percentage = 5.0%  
 Profit - Marrillia Design and Construction = 54  
 General Liability Insurance (Construction) = 2  
 Builder's Risk Insurance = 2  
 Performance and Payment Bond (Rate of \$9.40 per \$1000 of Cost for \$0 - \$2,500,000) = N/A  
 Performance and Payment Bond (Rate of \$8.15 per \$1000 of Cost for \$2,500,000 - \$5,000,000) = N/A  
 Performance and Payment Bond (Rate of \$7.20 per \$1000 of Cost for \$5,000,000 and up) = 9  
 KY Surcharge on Project Bonds (1.8% of Bond Cost) = 0  
 Local Municipality Tax on Project Bonds (5% of Bond Cost) = 0

Total Construction Cost = 1,262



architecture | interiors

# Proposal Request Transmittal

EOP Architects | 201 W Short St Suite 700 Lexington KY 40507 United States

PROJECT	LFUCG Senior Citizens' Center 201333	DATE SENT	4/7/2016
SUBJECT	Platform Grilles & Underlayment	PROPOSAL REQUEST ID	PR-069
TYPE	Proposal Request	TRANSMITTAL ID	00942
PURPOSE	For Review and Response	VIA	Info Exchange

FROM

NAME	COMPANY	EMAIL	PHONE
Harding Dowell	EOP Architects	hdowell@eopa.com	(859) 231-7538

TO

NAME	COMPANY	EMAIL	PHONE
Travis Harris	Marrillia Design and Construction	tharris@marrillia.com	

REMARKS:

**Created by: Harding Dowell**

Description:

Per recommendation from the flooring subcontractor, please furnish and install the following improvements for the platform flooring:

- Lay 20 mil minimum plastic nonwoven membrane sheet at the floor slab to inhibit moisture infiltration into the plenum
- Install (2) displacement floor grilles as shown on the attached sketch for adequate air movement in the plenum. See basis-of-design product data in attached documents. Install blocking as required to adequately support floor grilles for normal traffic. Install between floor support studs; do not cut floor support studs to install (dimensions on the attached sketch are suggestions; locate as near

# Proposal Request Transmittal

DATE: 4/7/2016  
ID: 00942

to this dimension without cutting studs).

Thanks,

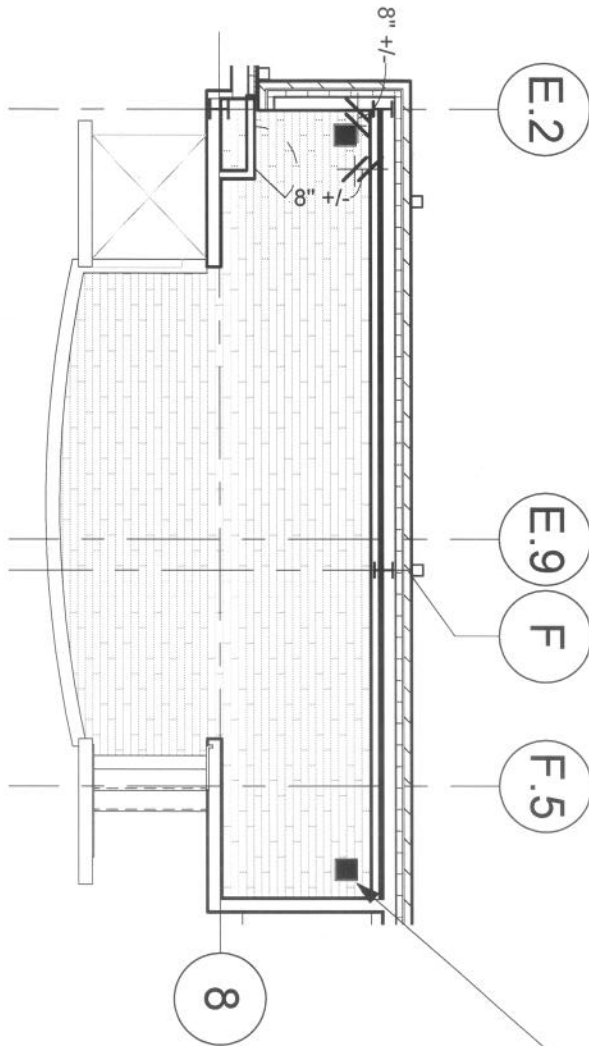
Harding

## DESCRIPTION OF CONTENTS

QTY	DATED	TITLE	NUMBER	SCALE	SIZE	NOTES
1	4/7/2016	160407_PR-069_SKA-127.pdf				
1	4/7/2016	dfg-productdata.pdf				
1	4/7/2016	dfg-submittal.pdf				

## COPIES:

Brian Gravitt	(Marrillia Design and Construction)
Jim Martin	(Marrillia Design and Construction)
Josh Marrillia	(Marrillia Design and Construction)
Rob Price	(Marrillia Design and Construction)
Jessica Walker	(LFUCG)
Joyce Thomas	(LFUCG)
Martin Woodford	(LFUCG)



1 CA-FLOOR GRILLES AT PLATFORM  
 SKA-127 SCALE: 1/8" = 1'-0"

DISPLACEMENT FLOOR GRILLE, TYP  
 -INSTALL PER MANUFACTURER'S INSTRUCTIONS  
 -WOOD BLOCKING AS REQUIRED TO MATCH ROUGH OPENING BETWEEN FLOOR SUPPORTS  
 -FIN LAYOUT AND FINISH PER SPEC SHEET



LEXINGTON SENIOR CENTER  
 195 LIFE LANE  
 LEXINGTON, KY 40502


**PR-069**

Proj. No. 201333 Date 04/06/16  
 Drawn by HD Checked by HD

REVISION DATE

**SKA-127**

1/8" = 1'-0"

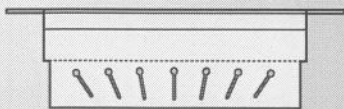


# Linear Floor Grilles


The Price Linear Floor Grille family consists of strong, durable floor grilles that are specifically designed for underfloor applications. LFG grilles are available with many core styles and the DFG/DFGL grilles also provide comfortable displacement flow patterns for placement near occupants.

#### Linear Floor Grilles:


- LFG
- DFG
- DFGL



Adjustable air patterns



Efficient air distribution



Large selection of core styles

# Underfloor - Linear Floor Grilles DFG



## Product Information

**Price DFG** floor diffusers create a horizontal flow using fixed extruded face blades and adjustable directional rear vanes. Typically installed in raised floors, floor cavities or the top of sills, the DFG discharges air to the space evenly across the face of the grille with minimal turbulence or induction of room air. The cool supply air flows across the floor and gradually fills the occupied space. The superior air quality and low noise levels realized with the DFG make it suitable for office spaces, churches, galleries, museums, schools, or any application where air quality demands are high.

### Features

- 30 degree deflection pencil proof, 7/16" blade spacing in 1 way or 2 way discharge patterns (27C-1W and 27C-2W cores).
- Standard directional vanes to spread air from diffuser face.
- Integrated equalization baffle.
- Removable core with core clips.

### Options

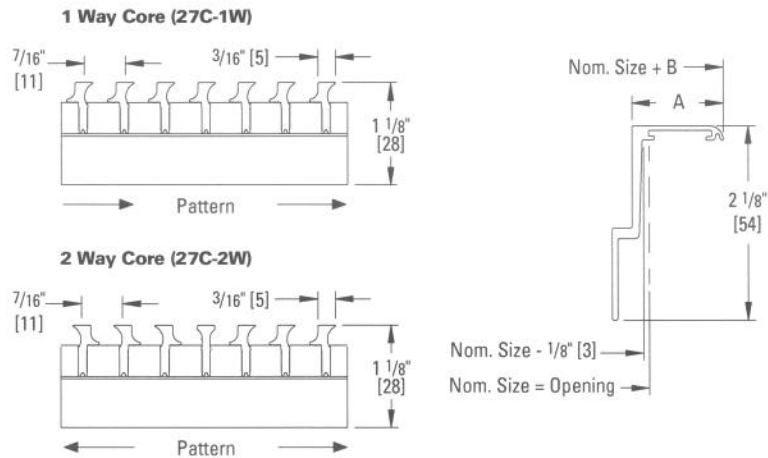

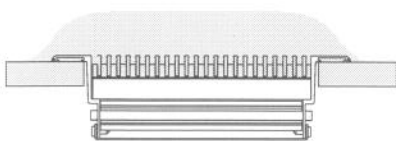
- 3 flanged frames available, Types 750, 1000, 1250.
- Fastening options:
  - "A" Fastening: countersunk screws (frames 1000 and 1250).
  - "B" Fastening - spring clips.
  - "O" Fastening - no holes.
  - "H" Fastening - straight holes (frame 750).
- Two Standard Core Options:
  - 1 way (27C-1W).
  - 2 way (27C-2W).

### Construction/Finish

- Grille frames, core, supports, and directional vanes - extruded aluminum.
- Equalization baffle - aluminum.
- Finish - B12 B13, B15, B17, PC12, B25, 66, MILL, SPL, AC, ALB, AMB, ADB, AB, ASPL, PA, B11.

For optional and special finishes, please see color matrix.

### Air Pattern



Flanged Mount Detail - Imperial, in. (Metric, mm)

Frame	Dimension A	Dimension B
750	3 1/4 (19)	1 1/8 (29)
1000	1 (25)	1 5/8 (41)
1250	1 1/4 (32)	2 1/8 (54)

UNDERFLOOR AIR DISTRIBUTION

# Underfloor - Linear Floor Grilles DFG Series



## Performance Data – Imperial Units

Unit Size L x W [in] Face Area [ft²]	Face Velocity [fpm]	Air Flow [cfm]	Total Pressure [in. w.g.]	Static Pressure [in. w.g.]	Noise Criteria [NC]	Proximity to Outlet [ft]			
						ΔT = 5 °F		ΔT = 10 °F	
						DR		DR	
						15%	20%	15%	20%
10 1/2 x 10 1/2 [0.71]	20	14	--	--	--	1	--	2	1
	30	21	--	--	--	2	1	2	1
	40	28	--	--	--	2	1	3	2
	50	36	--	--	--	2	1	3	2

### Performance Notes:

1. Sound and pressure drop tested in accordance with ASHRAE Standard 70-2006 (RA 2011) "Method of Testing for Rating the Performance of Air Outlets and Inlets."
2. Air flow is in cubic feet per minute, cfm.
3. Pressure is in inches of water, in. w.g.
4. The NC values, sound pressure level, are based on a room absorption of 10 dB, re 10<sup>-12</sup> watts and one diffuser.
5. ΔT is the difference between the room air temperature 3 ½ ft above the floor and the temperature of the supply air.
6. Proximity to outlet is the minimum distance from an outlet to the occupant in order to achieve the listed DR value.
7. Distances closer to the diffuser have a higher DR than the cataloged value.
8. DR is the predicted percentage of people dissatisfied (PPD) due to draft. A value of less than 20 meets the requirements of ASHRAE Standard 55-2013, Thermal Environmental Conditions for Human Occupancy.
9. Blanks (--) indicate that the DR is below the specified value at all distances from the diffuser face.
10. DR catalog data is presented for an occupant density of 25 people/1000ft<sup>2</sup>, which is the default occupancy density for classrooms (ages 5-8) given by ASHRAE 62.1-2013. For other occupant densities, please refer to the DV Room Designer Software.
11. Performance data for standard diffusers not listed in the catalog is available in Price AIO Software.

## Performance Data – Metric Units

Unit Size L x W [mm] Face Area [m²]	Face Velocity [m/s]	Air Flow [L/s]	Total Pressure [Pa]	Static Pressure [Pa]	Noise Criteria [NC]	Proximity to Outlet [m]			
						ΔT = 2.8 °C		ΔT = 5.6 °C	
						DR		DR	
						15%	20%	15%	20%
267 x 267 [0.066]	0.10	7	--	--	--	0.3	--	0.6	0.3
	0.15	10	--	--	--	0.6	0.3	0.6	0.3
	0.20	13	--	--	--	0.6	0.3	0.9	0.6
	0.25	17	--	--	--	0.6	0.3	0.9	0.6

### Performance Notes:

1. Sound and pressure drop tested in accordance with ASHRAE Standard 70-2006 (RA 2011) "Method of Testing for Rating the Performance of Air Outlets and Inlets."
2. Air flow is in Litres per second, L/s.
3. Pressure is in Pascals, Pa.
4. The NC values, sound pressure level, are based on a room absorption of 10 dB, re 10<sup>-12</sup> watts and one diffuser.
5. ΔT is the difference between the room air temperature 1 m above the floor and the temperature of the supply air.
6. Proximity to outlet is the minimum distance from an outlet to the occupant in order to achieve the listed DR value.
7. Distances closer to the diffuser have a higher DR than the cataloged value.
8. DR is the predicted percentage of people dissatisfied (PPD) due to draft. A value of less than 20 meets the requirements of ASHRAE Standard 55-2013, Thermal Environmental Conditions for Human Occupancy.
9. Blanks (--) indicate that the DR is below the specified value at all distances from the diffuser face.
10. DR catalog data is presented for an occupant density of 25 people/100m<sup>2</sup>, which is the default occupancy density for classrooms (ages 5-8) given by ASHRAE 62.1-2013. For other occupant densities, please refer to the DV Room Designer Software.
11. Performance data for standard diffusers not listed in the catalog is available in Price AIO Software.

## Linear Floor Grilles

### SECTION 23 06 30 – PRODUCT

#### PART 1 - GENERAL

##### 1.1 Summary

- A. This section includes the following:
  - 1. Linear floor grilles

##### 1.2 Related Documents

- A. 23 01 00 – Operation and Maintenance of HVAC Systems
- B. 23 05 00 – Common Work Results for HVAC
- C. 23 09 00 – Instrumentation of Control for HVAC
- D. 23 20 00 – HVAC Piping and Pumps
- E. 23 30 00 – HVAC Air Distribution

##### 1.3 Submittals

- A. Product Data: For each type of product indicated, include rated capacities, furnished specialties and accessories.
- B. Shop Drawings: For each type of product indicated, include the following:
  - 1. Detail equipment assemblies and indicated dimensions.
  - 2. Required clearances.
  - 3. Method of field assembly.
  - 4. Revit models
- C. Coordination Drawings: Include floor plans, and other details, drawn to scale, on which the following items are shown and coordinated with each other, based on input from installers of the items involved:
  - 1. Floor or underfloor-mounted items including:
    - a. Floor structure (floor tiles, concrete, etc.)
    - b. Floor finishing (carpet, tile, etc.)
    - c. Access panels
    - d. Electrical components
    - e. Plumbing
    - f. Networking components
    - g. Terminal Units and other HVAC components
- D. Operation and Maintenance Data: To include in emergency, operation and maintenance manuals, maintenance schedules and repair part lists for all parts.

##### 1.4 Quality Assurance

- A. Product Options: Include drawings indicating size, profiles and dimensional requirements of the linear floor grilles that are based on the specific system indicated.
- B. Electrical Components, Devices and Accessories: Listed and labeled as defined in NFPA 70 Article 100 by a testing agency acceptable to authorities having jurisdiction and marked for intended use.

##### 1.5 Coordination

- A. Coordinate layout and installation of diffusers with other construction that penetrates flooring, including but not limited to: electrical fixtures, network equipment, HVAC equipment, and partition assemblies.
- B. Specific configuration of the supply and return ductwork, electrical work, and piping at each unit has been indicated on the drawings. If the configuration of the units furnished on the project differs from that indicated on the drawings (whether or not the units furnished are the specific units or an acceptable substitute), it shall be the contractor's responsibility to modify ductwork, piping, etc., as required to accommodate the actual configuration of units furnished on the project.

#### PART 2 – PRODUCTS

##### 2.1 General

- A. Manufacturer shall be responsible for examining applications of each type of unit to assure that each will operate properly in the intended application.
- B. Unit sizes are shown as selected in accordance with the principles set forth in the ASHRAE guide and manufacturer's literature.
- C. All items of a given type shall be the products of the same manufacturer.

##### 2.2 Manufacturers

- A. Subject to compliance with requirements, provide products by one of the manufacturers specified. Manufacturers shall demonstrate that they have successfully supplied and installed underfloor HVAC products, as well as the computer modeling thereof for a minimum of 10 years. Manufacturers must be pre-qualified to bid based on the completion of a minimum of ## jobs in similar climates. Manufacturers shall provide a list of completed jobs and references.

##### 2.3 LFG Linear Floor Grilles

- A. Approved Manufacturers:
  - 1. Price
- B. Description: Furnish and install Price model LFG (min. 4" length x 1.5" – 12.0" width) with (15A, 16A, 25C, 26C, 27C) core in the sizes, configurations and capacities indicated on the plans and air outlet schedule.
- C. Performance: Air shall be delivered to the space at low noise levels without the use of nozzles. Diffuser manufacturer shall provide sound and pressure drop data derived from tests in accordance with ASHRAE Standard 70-2006 (RA 2011).



## Linear Floor Grilles

- D. Construction: The LFG shall be constructed in the (pressed core, mandrel core) assembly style. The grille face must have a (0", 1/8", 3/16", 3/8", 1/2", 5/8", 1", 1 1/4") extruded aluminum border with (both ends mitered, one end open and one end mitered, both ends open). Grilles shall have fixed (0, 15, 30 degree) bars spaced (1/4", 7/16") on center. The outlet core shall have extruded aluminum bars mechanically locked into (extruded aluminum receiving bars, 5/16 in. O.D. aluminum Mandrel tubes with .035 in. thick walls). Bars shall run parallel to the long dimension of the grille. The grille border shall be heavy-duty extruded aluminum construction with precise factory mitered corners and reinforcing support bars for extra support for the core receiving bar. The support and (receiving bars, mandrel tubes) shall not exceed 6" on center. The core shall be held into the border with removable core clips allowing the removal of the core without special tools. The air pattern shall be adjustable by individually regulating 1" directional vanes installed in the frame for spread control. The grilles shall be provided with optional integral volume control dampers, which shall be of the opposed blade type and shall be constructed of coated (aluminum, cold rolled steel). The damper shall be operable from the register face. The grille shall be finished in (B11 - PURE WHITE, B12 - WHITE - POWDER COAT, B13 - OFF-WHITE - POWDER COAT, B15 - ALUMINUM - POWDER COAT, B17 - BLACK - POWDER COAT, B25 - COLOR TO MATCH, PC12 - PRIME COAT - POWDER COAT, 66 - BRUSHED AND POWDER COAT CLEAR, MILL - RAW ALUMINUM, PA - PREPARED ALUMINUM - MILL FINISH FACTORY CLEANED, AB - ANODIZED BLACK, AC - ANODIZED CLEAR, ALB - ANODIZED LIGHT BRONZE, AMB - ANODIZED MEDIUM BRONZE, ADB - ANODIZED DARK BRONZE, ACH - Champagne Anodized, ASPL - ANODIZED COLOR OTHER THAN LISTED, SPL - SPECIAL FINISHES). Paint finish shall pass 500 hours of salt spray exposure with no measurable creep in accordance with ASTM D1654 and 1000 hours with no rusting or blistering as per ASTM D610 and ASTM D714.
- E. Mounting/Fastening: The frame shall be attached to the floor with (no screw holes, countersunk screws, spring clips, concealed mounting).

### 2.4 DFG Displacement Floor Grilles

- A. Approved Manufacturers:
1. Price
- B. Description: Furnish and install Price model DFG (10-1/2"x10-1/2") with (27C-1W, 27C-2W) core in the sizes, configurations and capacities indicated on the plans and air outlet schedule.
- C. Performance: Air shall be delivered to the space at low noise levels and low velocities that are even result in low induction horizontal flow resulting in a stratified zone temperature distribution within the occupied zone without the use of nozzles. Diffuser manufacturer shall provide sound and pressure drop data derived from tests in accordance with ASHRAE Standard 70-2006 (RA 2011). Performance data for Draft Rate (%DR) shall be provided based on tests in accordance with ASHRAE Standard 55-2013. A manufacturer software program that allows room comfort evaluation for specific operating conditions and

diffuser locations shall be available to aid in performance assessment. If such a computer program is not available from the manufacturer, the manufacturer shall supply, free of charge, a CFD model of the representative spaces completed by a modeling contractor who has demonstrable qualifications to model such spaces. These shall include no less than 10 years of experience in the modeling of displacement ventilation systems, thorough validation of the code through comparison to empirical data as well as a list of references.

- D. Construction: The displacement floor grille model (DFG) shall be constructed with an equalization baffle and individually adjustable extruded 1" directional vanes behind the diffuser face for uniform, low velocity distribution of supply air. The equalization baffle and directional vanes shall be securely retained in the diffuser frame. The baffle shall be constructed of perforated aluminum. The diffusers shall have a removable core section with bars spaced 7/16" on center and a fixed deflection of 30 degrees. The outlet core shall have extruded aluminum bars mechanically locked into extruded aluminum receiving bars. The (3/4", 1", 1-1/4") wide diffuser border shall be heavy duty extruded aluminum construction with precise factory mitered corners and reinforcing support bars for additional support. The core shall be held in the border with removable core clips allowing the removal of the core without special tools. The grille shall be finished in (B11 - PURE WHITE, B12 - WHITE - POWDER COAT, B13 - OFF-WHITE - POWDER COAT, B15 - ALUMINUM - POWDER COAT, B17 - BLACK - POWDER COAT, B25 - COLOR TO MATCH, PC12 - PRIME COAT - POWDER COAT, 66 - BRUSHED AND POWDER COAT CLEAR, MILL - RAW ALUMINUM, PA - PREPARED ALUMINUM - MILL FINISH FACTORY CLEANED, AB - ANODIZED BLACK, AC - ANODIZED CLEAR, ALB - ANODIZED LIGHT BRONZE, AMB - ANODIZED MEDIUM BRONZE, ADB - ANODIZED DARK BRONZE, ACH - Champagne Anodized, ASPL - ANODIZED COLOR OTHER THAN LISTED, SPL - SPECIAL FINISHES). Paint finish shall pass 500 hours of salt spray exposure with no measurable creep in accordance with ASTM D1654 and 1000 hours with no rusting or blistering as per ASTM D610 and ASTM D714.
- E. Mounting/Fastening: The frame shall be attached to the floor (with countersunk screws (for 1", 1-1/4" borders only)/straight screws (for 3/4" borders only)/spring clips/without any holes).

## Linear Floor Grilles

### 2.5 DFGL Linear Displacement Floor Grilles

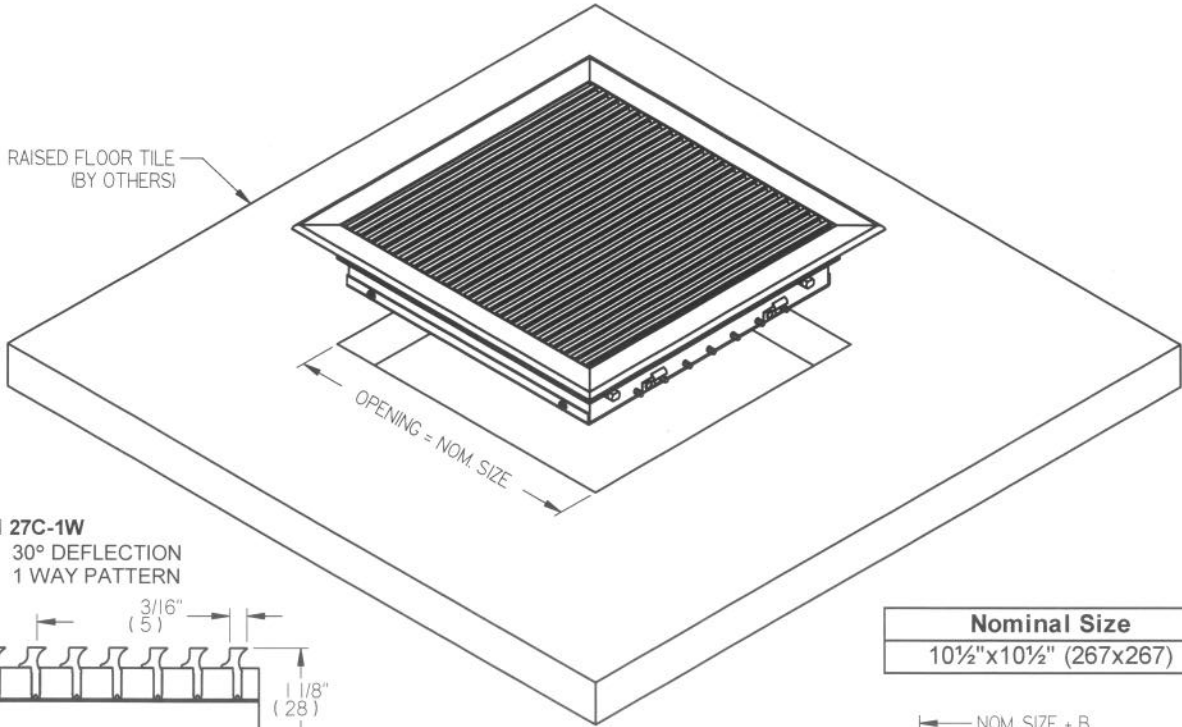
- A. Approved Manufacturers:
  - 1. Price
- B. Description: Furnish and install Price model DFGL (L (min. 12") x W (6"-12")) with (15A, 16A, 25C, 26C, 27C) core in the sizes, configurations and capacities indicated on the plans and air outlet schedule.
- C. Performance: Air shall be delivered to the space at low noise levels and low velocities that are even result in low induction horizontal flow resulting in a stratified zone temperature distribution within the occupied zone without the use of nozzles. Diffuser manufacturer shall provide sound and pressure drop data derived from tests in accordance with ASHRAE Standard 70-2006 (RA 2011). Performance data for Draft Rate (%DR) shall be provided based on tests in accordance with ASHRAE Standard 55-2013. A manufacturer software program that allows room comfort evaluation for specific operating conditions and diffuser locations shall be available to aid in performance assessment. If such a computer program is not available from the manufacturer, the manufacturer shall supply, free of charge, a CFD model of the representative spaces completed by a modeling contractor who has demonstrable qualifications to model such spaces. These shall include no less than 10 years of experience in the modeling of displacement ventilation systems, thorough validation of the code through comparison to empirical data as well as a list of references.
- D. Construction: The displacement floor grille model (DFG) shall be constructed with an equalization baffle and individually adjustable extruded 1" directional vanes behind the diffuser face for uniform, low velocity distribution of supply air. The equalization baffle and directional vanes shall be securely retained in the diffuser frame. The baffle shall be constructed of perforated aluminum and shall be available in (black finish, finish matching grille face). The diffusers shall have a removable core section with bars spaced (1/4", 7/16") on center and a fixed deflection of (0, 15, 30 degrees). The outlet core shall have extruded aluminum bars mechanically locked into extruded aluminum receiving bars. The (3/4", 1", 1-1/4") wide diffuser border shall be heavy duty extruded aluminum construction with precise factory mitered corners and reinforcing support bars for additional support. The core shall be held in the border with removable core clips allowing the removal of the core without special tools. The grille shall be finished in (B11 - PUREWHITE, B12 - WHITE - POWDER COAT, B13 - OFF-WHITE - POWDER COAT, B15 - ALUMINUM - POWDER COAT, B17 - BLACK - POWDER COAT, B25 - COLOR TO MATCH, PC12 - PRIME COAT - POWDER COAT, 66 - BRUSHED AND POWDER COAT CLEAR, MILL - RAW ALUMINUM, PA - PREPARED ALUMINUM - MILL FINISH FACTORY CLEANED, AB - ANODIZED BLACK, AC - ANODIZED CLEAR, ALB - ANODIZED LIGHT BRONZE, AMB - ANODIZED MEDIUM BRONZE, ADB - ANODIZED DARK BRONZE, ACH - Champagne Anodized, ASPL - ANODIZED COLOR OTHER THAN LISTED, SPL - SPECIAL FINISHES). Paint finish shall pass 500 hours of salt spray exposure with no measurable creep in accordance with ASTM D1654 and 1000 hours with no rusting or blistering as per ASTM D610 and ASTM D714.
- E. Mounting/Fastening: The frame shall be attached to the floor (with countersunk screws (for 1", 1-1/4" borders only)/straight screws (for 3/4" borders only)/spring clips/without any holes).

### PART 3 - EXECUTION

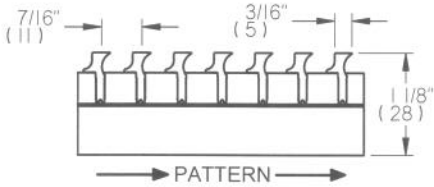
#### 3.1 Installation - General

- A. Install linear floor grilles level and plumb. Maintain sufficient clearance for normal services, maintenance, or in accordance with construction drawings.
- B. Complete installation and startup checks according to manufacturer's instructions and perform the following.
  - 1. Verify that inlet duct connections are as recommended by manufacturer to achieve proper performance.
  - 2. Verify that all identification tags are visible.
  - 3. Verify locations of thermostats, humidistats, and other exposed control sensors with drawings and room details before installation.

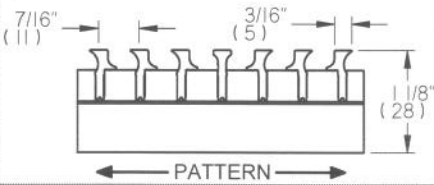
**DFG - DISPLACEMENT FLOOR GRILLE**



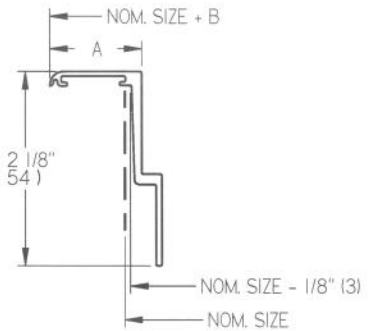
**27C-1W**  
30° DEFLECTION  
1 WAY PATTERN



**27C-2W**  
30° DEFLECTION  
2 WAY PATTERN



Frame Type	A	B
<input type="checkbox"/> 750	3/4" (19)	1 1/8" (29)
<input type="checkbox"/> 1000	1" (25)	1 5/8" (41)
<input type="checkbox"/> 1250	1 1/4" (32)	2 1/8" (54)



**CONSTRUCTION:**

- EXTRUDED ALUMINUM FRAME & CORE
- PRESSED CORE ASSEMBLY
- ADJUSTABLE DV1 DIRECTIONAL VANES
- REMOVABLE CORE WITH CORE CLIPS

**FINISH:**

- ~~PAINT WHITE~~  
(OPTIONAL FINISHES AVAILABLE)
- "ALUMINUM" POWDER COAT FINISH

**FASTENING OPTIONS:**


- TYPE 0 - NO HOLES
- TYPE A - COUNTERSUNK SCREW MOUNTING  
(FRAMES 1000 AND 1250 ONLY)
- TYPE H - STRAIGHT HOLES  
(FRAME 750 ONLY)
- TYPE B - SPRING CLIP MOUNTING

**NOTES:**

- FOR USE IN RAISED FLOOR TILE SYSTEMS
- MAXIMUM CUTOUT IN FLOOR TILE MAY VARY BY TILE MODEL OR REQUIRE ADDITIONAL SUPPORT PEDESTALS, CONSULT TILE MANUFACTURER FOR GUIDANCE
- FACTORY TOLERANCE +/- 1/32" (1)
- ALL UNITS COME WITH INTERNAL BAFFLE

ALL METRIC DIMENSIONS ( ) ARE SOFT CONVERTED. IMPERIAL DIMENSIONS ARE CONVERTED TO METRIC AND ROUNDED TO THE NEAREST MILLIMETER.

<b>PROJECT:</b>		<b>price</b>
<b>ENGINEER:</b>		
<b>CUSTOMER:</b>		<b>DFG</b> DISPLACEMENT FLOOR GRILLE
<b>SUBMITTAL DATE:</b>	<b>SPEC. SYMBOL:</b>	247658
		SEPT 2010



Paint Finishes

**PRICE**

[priceindustries.com](http://priceindustries.com)

# PRICE PAINT FINISHES

## B11 PURE WHITE



*Premium white selection*

## B12 WHITE



*Standard white selection*

## MILL



*Available on aluminum products. Must be field treated if final finish is required.*

## B15 ALUMINUM



## PC12 PRIME COAT



*For field painting, color will vary.*

## 66 BRUSHED ALUMINUM



*With clear coat. Optional on SDS, LBP, LBPH, LBMH, AD3, LE.*

## B17 BLACK




## PA PREPARED ALUMINUM



*Paint Prepared Aluminum, Mill Finish Factory Cleaned*

## B25 / CUSTOM



*Custom colors and simulated anodized finishes can be accurately matched to supplied color samples.*

## PA-26



*Simulated anodized to match light bronze.*

## PA-28



*Simulated anodized to match medium bronze.*

## PA-42



*Simulated anodized to match dark bronze.*

## PA-29



*Simulated anodized to match black.*

## SYSTEM COMPARISON AND PROPERTIES

Property	Price Powder Coat	Electrodeposition
Film Thickness	2.0 - 3.0 MILS	.08 - 1.0 MILS
Hardness	2H	1H
Salt Spray Exposure	1,000 Hours	96 Hours
Impact Resistance	160 in/lb	80 in/lb

**NOTE:** The colors reproduced on this Paint Finish Chart have been reproduced as accurately as possible within the limits of printed ink color reproduction technology. Colors on this chart may fade or discolor after exposure to sunlight or from age. Colors may appear to vary in actual use due to area, surface sheen, lighting (artificial or natural) or application. Therefore, variations in color or shade must be expected - we cannot guarantee otherwise. **Please contact your local Price Representative for an actual sample supplied on the material of construction specified.**

## “OUR PAINT PROCESS ENSURES EXACTING QUALITY FOR EVERY ORDER”

Price manufacturing facilities are equipped with the most modern finishing systems available. Winnipeg, Atlanta and Phoenix have state-of-the-art powder coat paint facilities which provide an exceptional even paint finish that is durable and resistant to wear. Utilizing a conveyerized material movement system, our paint process ensures exacting quality for every order through a carefully monitored system of pre-treatment, application and curing technology.

*Price Powder Coat Technology* is markedly superior to the Electrodeposition (E-Coat) system used by most Air Distribution Manufacturers and provides an extremely durable finish that is resistant to scratching, corrosion, and rough handling.

Our paint systems are extremely flexible, allowing the handling of large single-piece sections of varying size and proportion. The inclusion of additional liquid spray facilities provides alternate means to meet your unique requirements. The finishes shown in this brochure represent our expansive range of standard colors. In addition, we offer a full range of special finishes including custom colors, anodizing and a range of unique finish options.

## STANDARD FINISHES




Price B12 White is our standard finish for all grilles, registers, and diffusers. Price B12 White and Price Optional Colors B15, B17, and PC12 finishes exhibit exceptional hardness, color fastness and resistance to chipping, marring and abrasion. Finishes have been tested to the latest applicable ASTM standards for durability and resistance to degradation from hospital grade cleaning solutions. This is particularly critical for pharmaceutical, biosafety and medical applications where surfaces must be cleaned regularly to prevent biological growth. All finishes are colorfast (non-yellowing) and very durable.

## ANTIMICROBIAL ADDITIVE



Price is proud to offer our customers the option of adding an antimicrobial additive to their paint finish. This additive can be added to any of our standard powder colors and will prevent the growth of micro-organisms on any painted surface. Please contact your local Price Representative for further information.

## SALT SPRAY EXPOSURE



Price Industries is the only GRD manufacturer whose paint finish surpasses a 1000-hour salt spray test. Utilizing a conveyerized material movement system, our paint process ensures exacting quality for every order through a carefully monitored system of pre-treatment, application and curing technology.

## SIMULATED ANODIZED & CUSTOM COLORS



Price offers Duracron and Duranar paint based on customer requirements. Combining color permanence with low maintenance Duracron finishes meet or exceed physical test requirements of AAMA specification 2603. Duracron provides good film integrity, color control, impact and mar resistance and is available in a wide range of durable colors which are no longer limited to earth tones and include metallics, vibrant colors and pearlescents options. Duranar is formulated to perform well against weathering in normal environments and is highly resistant to chalking, chipping, peeling and fading and protects against chemical staining and environmental stresses such as dirt, UV and acid rain.

Simulated anodized metallics are available in four standard colors or can be matched as closely as possible to actual anodized samples. Custom colors can be accurately matched to supplied color samples, utilizing Price Color Spectrophotometric Analysis equipment. This state-of-the-art computerized color control system enables Price to match almost any color requirement (with the exception of specific bright colors which do not comply with the Price environmental policy as they contain chromium and lead).

**priceindustries.com**

**UNITED STATES**

2975 Shawnee Ridge Court  
Suwanee, Georgia USA 30024

PH: 770.623.8050 FAX: 770.623.6404

**CANADA**

638 Raleigh Street  
Winnipeg, Manitoba Canada R2K 3Z9

PH: 204.669.4220 FAX: 204.663.2715

Product Improvement is a continuing endeavour at Price. Therefore, specifications are subject to change without notice. Consult your Price Sales Representative for current specifications or more detailed information. Not all products may be available in all geographic areas. All goods described in this brochure are warranted as described in the Limited Warranty shown at [priceindustries.com](http://priceindustries.com). The complete Price product catalog can be viewed online at [priceindustries.com](http://priceindustries.com).

® Price is a registered trademark of Price Industries Limited. © 2014. Printed In Canada 2014 | v100

**price**®

The Science of Comfort™



**Alternates**  
 LFUCG Replacement Senior Citizen Center  
 Lexington, KY

4/12/2016  
 12:36 PM


**Pending Owner Approval**  
**PR-77 Furnish and Install 5/8 Inch Pressure-Treated Plywood in Lieu of Finished and Painted Drywall in the Storage Shed per ASI No. 83**

	Quantity	Units	Hr.	Rate	Labor	up	Materials	Subcontractor	Total
<u>Furnish and Install 5/8 Inch Pressure-Treated Plywood in Lieu of Finished and Painted Drywall in the Storage Shed per ASI No. 83</u>									
Credit for Drywall (Labor and Materials) Included in the Base Bid - Bennett's Carpets	1	ls				(1,750.00)		(1,750)	
2/8" Plywood (Labor and Materials) - Bennett's Carpets	1	ls			2,438			2,438	
Credit for Drywall Painting Included in the Base Bid - Simpson & Co.	1	ls			(535.00)			(535)	
					0		0	153	153

Cost of In-Place Construction (Labor, Materials and Equipment) = 153  
 Marrilla Design and Construction Overhead Percentage = 10.0%  
 Overhead - Marrilla Design and Construction = 15  
 Marrilla Design and Construction Profit Percentage = 5.0%  
 Profit - Marrilla Design and Construction = 8  
 General Liability Insurance (Construction) = 0  
 Builder's Risk Insurance = 0  
 Performance and Payment Bond (Rate of \$9.40 per \$1000 of Cost for \$0 - \$2,500,000) = N/A  
 Performance and Payment Bond (Rate of \$8.15 per \$1000 of Cost for \$2,500,000 - \$5,000,000) = N/A  
 Performance and Payment Bond (Rate of \$7.20 per \$1000 of Cost for \$5,000,000 and up) = 1  
 KY Surcharge on Project Bonds (1.8% of Bond Cost) = 0  
 Local Municipality Tax on Project Bonds (5% of Bond Cost) = 0

Total Construction Cost = 177





architecture | interiors

## ASI Transmittal

EOP Architects | 201 W Short St Suite 700 Lexington KY 40507 United States

PROJECT	LFUCG Senior Citizens' Center 201333	DATE SENT	3/29/2016
SUBJECT	Plywood at Outdoor Storage Building	ASI ID	ASI-083
TYPE	ASI	TRANSMITTAL ID	00925
PURPOSE	For Construction	VIA	Info Exchange

### FROM

NAME	COMPANY	EMAIL	PHONE
Harding Dowell	EOP Architects	hdowell@eopa.com	(859) 231-7538

### TO

NAME	COMPANY	EMAIL	PHONE
Travis Harris	Marrillia Design and Construction	tharris@marrillia.com	

### REMARKS:

**Created by: Harding Dowell**

Description:

Per on-site discussion, please provide 5/8" pressure-treated plywood in lieu of finished and painted drywall at all wall and ceiling surfaces in the outdoor storage building. Plywood shall be securely fastened to the studs with stainless steel fasteners. Plywood wall panels shall be oriented vertically, and cut to provide a consistent 1/4" gap at the floor and ceiling. Do not seal top and bottom edges of the plywood panels. Plywood ceiling panels shall be oriented perpendicular to roof framing.

Thanks,

## ASI Transmittal

DATE: 3/29/2016  
ID: 00925

Harding

---

COPIES:

Jim Martin	(Marrillia Design and Construction)
Brian Gravitt	(Marrillia Design and Construction)
Josh Marrillia	(Marrillia Design and Construction)
Rob Price	(Marrillia Design and Construction)
Jessica Walker	(LFUCG)
Joyce Thomas	(LFUCG)
Martin Woodford	(LFUCG)



PROPOSAL

4/12/2016

To: Marrillia  
Attn.: Travis  
Re: Sr. Citizens

Item: Delete scheduled painting of gyp board in outside storage.

**Credit: \$535**

Respectfully Submitted: Mike Simpson

