


AD VALOREM OPTIONS FY 2025

Council Work Session

August 20, 2024



LEXINGTON

Overview

- Required Ad Valorem dates
- Taxing Districts
- Real Estate Values
- Taxing Options
 - General Services Fund
 - Urban Services Fund
 - Special District Tax Rates
- Questions



Required Ad Valorem Dates

(KRS 132.0225)

M	T	W	TH	F
JULY 22	23	24	25	26 CERTIFICATION DATE DAY 1
29	30	31	AUGUST 1	2
5	6	7	8	9
12	13	14	15	16
19	20 WORK SESSION PRESENTATION & SET RATES	21	22 COUNCIL MEETING FIRST READING	23 FIRST ADVERTISEMENT*
26	27 WORK SESSION SECOND ADVERTISEMENT*	28	29 COUNCIL MEETING	30
SEPTEMBER 2 LABOR DAY	3 COUNCIL MEETING PUBLIC HEARING** SECOND READING	4	5	6 SEPTEMBER 8 DAY 45

Taxing Districts

- LFUCG Taxing Districts
 - General Services
 - Urban Services
 - Street Lights
 - Refuse
 - Street Cleaning
- Special Taxing Districts
 - Soil and Water Conservation District
 - Agricultural Extension Service
 - Health Department



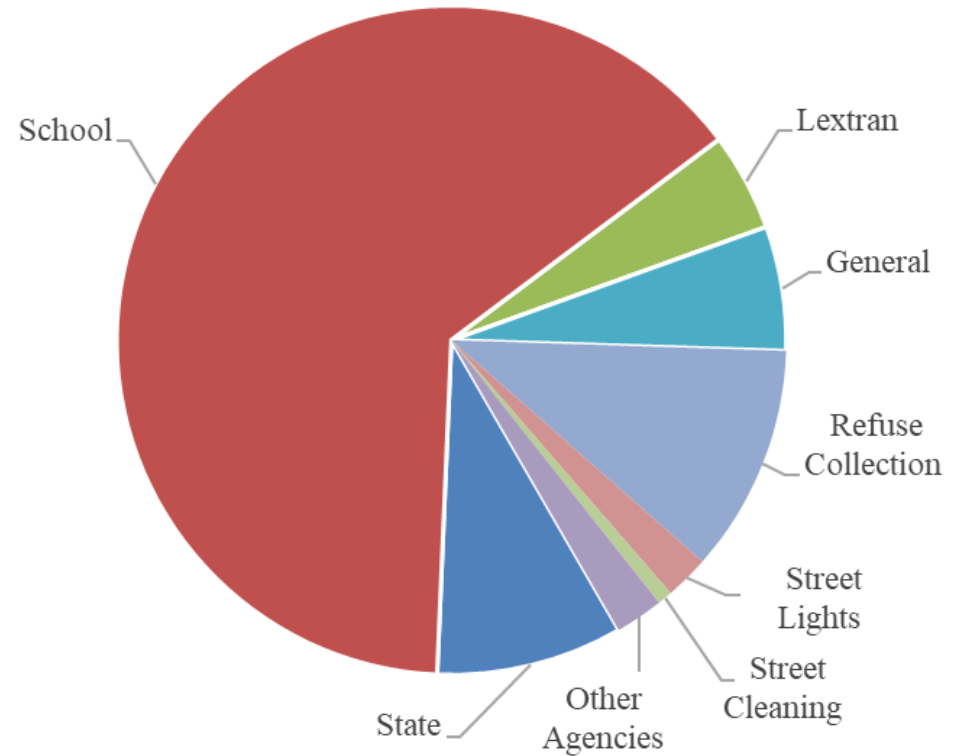
Tax Rates in Selected Kentucky Cities – FY 2024

City	City Rate	County Rate	Total City/County
Versailles	0.0550	0.16400	0.21900
Georgetown	0.0620	0.16470	0.22670
Elizabethtown	0.1100	0.15450	0.26450
Shepherdsville	0.1220	0.18200	0.30400
Winchester	0.1260	0.21000	0.33600
Lexington *	0.1750	0.16530	0.34030
Paris	0.1070	0.23700	0.34400
Richmond	0.1250	0.23000	0.35500
Florence	0.2460	0.17600	0.42200
Bowling Green	0.2050	0.22150	0.42650
Nicholasville	0.1860	0.26200	0.44800
Louisville	0.3440	0.12400	0.46800
Owensboro	0.2640	0.23800	0.50200
Frankfort	0.1970	0.36000	0.55700
Covington	0.2770	0.29300	0.57000
Fort Thomas	0.3480	0.28100	0.62900
Ashland	0.2490	0.47100	0.72000

Comparison of Realty Tax Rates

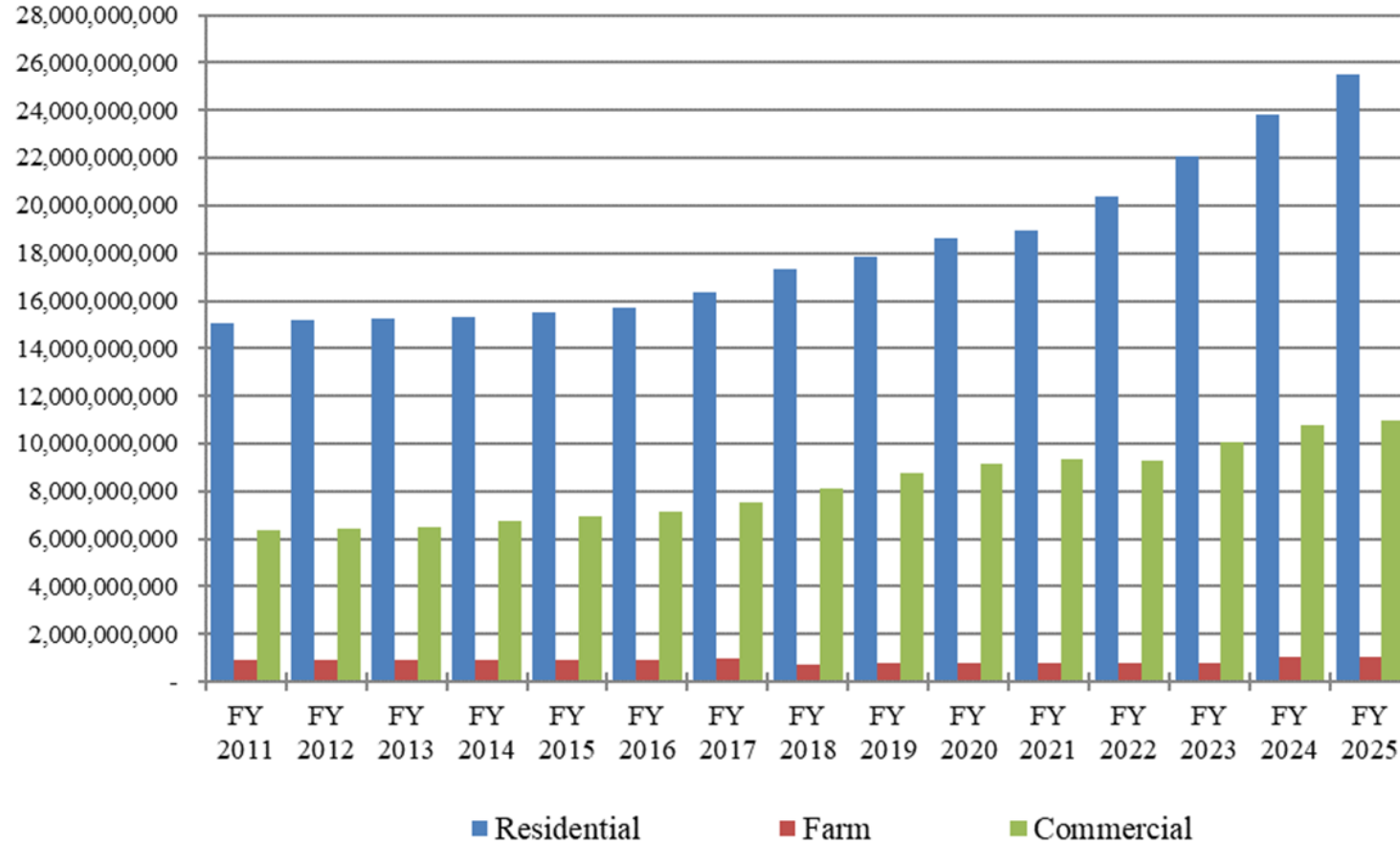
Fayette County Tax Rates, 2023 (FY 2024)

Taxing District	Tax Rate	Tax Paid on \$250,000 Property	Percent of Total Property Tax Bill
State	0.1140	\$285.00	9.1%
School	0.8100	\$2,025.00	64.1%
Lextran	0.0600	\$150.00	4.7%
LFUCG			
General	0.0760	\$190.00	6.0%
Urban			
Refuse Collection	0.1390	\$347.50	11.0%
Street Lights	0.0270	\$67.50	2.1%
Street Cleaning	0.0090	\$22.50	0.7%
Extension	0.0040	\$10.00	0.3%
Health	0.0243	\$60.75	1.9%
Soil/Water	0.0010	\$2.50	0.1%
TOTAL	1.2643	\$3,160.75	100.0%





Real Estate Values – General Services



Ad Valorem Tax Rate Options for Consideration

- Selecting Compensating Rate will provide approximately the same revenue as previous fiscal year for existing property
- Selecting House Bill 44 rate will provide a 4% revenue increase from existing real properties
- If we set the rate above 4% then the rates will be subject to voter recall within 45 days if petition signed by 10% of voters in the last Presidential Election (15,406)



General Services Fund (Options 1 – 3)

Category	Prior Year Rates	Option 1 (Prior Year)	Option 2 (Compensating)	Option 3 (4%)
Real Estate	.076	.076	.074	.076
Personalty	.0891	.0891	.0879	.0902
Motor Vehicles/Watercraft	.088	.088	.088	.088
Tobacco in Storage	.015	.015	.015	.015
Agri. Products in Storage	.045	.045	.045	.045
Insurance Companies Capital	.15	.15	.15	.15
Aircraft	.0891	.0891	.0879	.0902
Watercraft (Non-Commercial)	.0891	.0891	.0879	.0902
Abandoned Property	1.00	1.00	1.00	1.00
Revenue Impact		\$783,520	\$22,520	\$816,520



General Services – Average Tax Bill

General Fund Property Tax Bill on a
\$250,000 house

Taxing District	Option 1 (Prior Year)	Option 2 (Compensating)	Option 3 (4%)
Rate	.076	.074	.076
LFUCG			
General	\$190.00	\$185.00	\$190.00
Total	\$190.00	\$185.00	\$190.00

General Services Fund – Recommendation

- The Administration recommends Option 1, which keeps the rates the same as last year.



Urban Services Fund (Options 1 – 4)

Category	Prior Year Rates	Option 1 (Prior Year)	Option 2 (Compensating)	Option 3 (4%)	Option 4 (Cost of Service)
Refuse Collection	.139	.139	.134	.139	.138
Street Lights	.027	.027	.026	.027	.026
Street Cleaning	.009	.009	.009	.009	.012
Public Service Companies	.175	.175	.169	.175	.176
Insurance Co Capital	.092	.092	.092	.092	.092
<i>Impact Budgeted Fund Balance:</i>		\$951,160	(\$972,840)	\$951,160	\$1,181,160

Urban Services – Average Tax Bill

Urban Services Fund Property Tax Bill on a
\$250,000 house

Taxing District	Option 1 (Prior Year)	Option 2 (Compensating)	Option 3 (4%)	Option 4 (Cost of Service)
LFUCG				
Refuse Collection	\$347.50	\$335.00	\$347.50	\$345.00
Street Lights	67.50	65.00	67.50	65.00
Street Cleaning	22.50	22.50	22.50	30.00
Total	\$437.50	\$422.50	\$437.50	\$440.00

Urban Services Fund – Recommendation

- The Administration recommends Option 1, which keeps the rates the same as last year.



Special Tax Districts

Taxing District	Current Rates	Requested Rates*
<u>Soil and Water Conservation</u>		
Real Property	.001	.001
<u>Extension</u>		
Real Property	.0040	.0040
Personal Property	.0052	.0053
<u>Health</u>		
Real Property	.0243	.0243
Personal Property	.0243	.0243

Questions?



LEXINGTON