



LEXINGTON

Lexington-Fayette Urban County Government

Lexington, Kentucky
Horse Capital of the World

Division of Central Purchasing

Date of Issue: August 18, 2022

INVITATION TO BID #104-2022 Rearloader

Bid Opening Date: September 1, 2022

Bid Opening Time: 2:00 PM

Address: All bids must be submitted on line at <https://lexingtonky.ionwave.net/>

Type of Bid: Price Contract

Pre Bid Meeting: N/A

Pre Bid Time: N/A

Address: N/A

Sealed bids will ONLY be received online at <https://lexingtonky.ionwave.net/> until **2:00 PM**, prevailing local time on **09/01/2022**. Bids must be submitted/uploaded by the above-mentioned date and time.

Bids are to include all shipping, handling and associated fees to the point of delivery (unless otherwise specified in the bid documents below) located at: Lexington, KY

<p>Check One:</p> <p><input type="checkbox"/> Bid Specifications Met <i>attached to bid proposal submitted.</i></p> <p><input checked="" type="checkbox"/> Exceptions to Bid Specifications. <i>Exceptions shall be itemized and</i></p>	<p>Proposed Delivery:</p> <p><i>2nd 530</i> <i>60023</i></p> <p>_____ days after acceptance of bid.</p>
<p>Procurement Card Usage—The Lexington-Fayette Urban County Government may be using Procurement Cards to purchase goods and services and also to make payments. Will you accept Procurement Cards? _____ Yes _____ No</p>	

To expedite award, the forms in this document should be completed and uploaded with your bid.

Submitted by: Worldwide Equipment

Firm Name
945 Naudine Blvd

Address
Lexington KY 40511

City, State & Zip

Bid must be signed: *[Signature]*
Signature of Authorized Company Representative – Title

Jim Dotson
Representative's Name (Typed or printed)

559-287-5152
Area Code - Phone – Extension Fax #

jim.dotson@thetruckpeople.com
E-Mail Address

The Affidavit In this bid must be completed before your firm can be considered for award of this contract.

AFFIDAVIT

Comes the Affiant, Worldwide Equipment, and after being first duly sworn under penalty of perjury as follows:

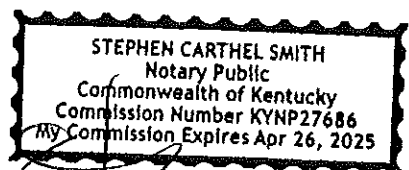
1. His/her name is Jim Dotson and he/she is the individual submitting the bid or is the authorized representative of Worldwide Equipment the entity submitting the bid (hereinafter referred to as "Bidder")
2. Bidder will pay all taxes and fees, which are owed to the Lexington-Fayette Urban County Government at the time the bid is submitted, prior to award of the contract and will maintain a "current" status in regard to those taxes and fees during the life of the contract.
3. Bidder will obtain a Lexington-Fayette Urban County Government business license, if applicable, prior to award of the contract.
4. Bidder has authorized the Division of Central Purchasing to verify the above-mentioned information with the Division of Revenue and to disclose to the Urban County Council that taxes and/or fees are delinquent or that a business license has not been obtained.
5. Bidder has not knowingly violated any provision of the campaign finance laws of the Commonwealth of Kentucky within the past five (5) years and the award of a contract to the Bidder will not violate any provision of the campaign finance laws of the Commonwealth.
6. Bidder has not knowingly violated any provision of Chapter 25 of the Lexington-Fayette Urban County Government Code of Ordinances, known as "Ethics Act."
7. Bidder acknowledges that "knowingly" for purposes of this Affidavit means, with respect to conduct or to circumstances described by a statute or ordinance defining an offense, that a person is aware or should have been aware that his conduct is of that nature or that the circumstance exists.

Further, Affiant sayeth naught. Worldwide Equipment

STATE OF Ky
COUNTY OF Fayette

The foregoing instrument was subscribed, sworn to and acknowledged before me by Jim Dotson on this the 31st day of Aug, 2022.

My Commission expires: 4/26/25



Stephen Carthel Smith
NOTARY PUBLIC, STATE AT LARGE

Please refer to Section II. Bid Conditions, Item "U" prior to completing this form.

I. GREEN PROCUREMENT

A. ENERGY

The Lexington-Fayette Urban County Government is committed to protecting our environment and being fiscally responsible to our citizens.

The Lexington-Fayette Urban County Government mandates the use of Energy Star compliant products if they are available in the marketplace (go to www.Energystar.gov). If these products are available, but not submitted in your pricing, your bid will be rejected as non-compliant.

ENERGY STAR is a government program that offers businesses and consumers energy-efficient solutions, making it easy to save money while protecting the environment for future generations.

Key Benefits

These products use 25 to 50% less energy
Reduced energy costs without compromising quality or performance
Reduced air pollution because fewer fossil fuels are burned
Significant return on investment
Extended product life and decreased maintenance

B. GREEN SEAL CERTIFIED PRODUCTS

The Lexington-Fayette Urban County Government is also committed to using other environmentally friendly products that do not negatively impact our environment. Green Seal is a non-profit organization devoted to environmental standard setting, product certification, and public education.

Go to www.Green Seal.org to find available certified products. These products will have a reduced impact on the environment and on human health. The products to be used must be pre-approved by the LFUCG prior to commencement of any work in any LFUCG facility. If a Green Seal product is not available, the LFUCG must provide a signed waiver to use an alternate product. Please provide information on the Green Seal products being used with your bid response.

C. GREEN COMMUNITY

The Lexington-Fayette Urban County Government (LFUCG) serves as a principal, along with the University of Kentucky and Fayette County Public Schools, in the Bluegrass Partnership for a Green Community. The Purchasing Team component of the Partnership collaborates on economy of scale purchasing that promotes and enhances environmental initiatives. Specifically, when applicable, each principal is interested in obtaining best value products and/or services which promote environment initiatives via solicitations and awards from the other principals.

If your company is the successful bidder on this Invitation For Bid, do you agree to extend the same product/service pricing to the other principals of the Bluegrass Partnership for a Green Community (i.e. University of Kentucky and Fayette County Schools) if requested?

Yes No

II. Bid Conditions

- A. No bid may be withdrawn for a period of sixty (60) days after the date and time set for opening.
- B. No bid may be altered after the date and time set for opening. In the case of obvious errors, the Division of Central Purchasing may permit the withdrawal of a bid. The decision as to whether a bid may be withdrawn shall be that of the Division of Central Purchasing.
- C. Acceptance of this proposal shall be enactment of an Ordinance by the Urban County Council.
- D. The bidder agrees that the Urban County Government reserves the right to reject any and all bids for either fiscal

or technical reasons, and to award each part of the bid separately, all parts to one vendor or all parts to multiple vendors.

- E. Minor exceptions may not eliminate the bidder. The decision as to whether any exception is minor shall be entirely that of the head of the requisitioning Department or Division and the Director of the Division of Central Purchasing. The Urban County Government may waive technicalities and informalities where such waiver would best serve the interests of the Urban County Government.
- F. Manufacturer's catalogue numbers, trade names, etc., where shown herein are for descriptive purposes and are to guide the bidder in interpreting the standard of quality, design, and performance desired, and shall not be construed to exclude proposals based on furnishing other types of materials and/or services. However, any substitution or departure proposed by the bidder must be clearly noted and described; otherwise, it will be assumed that the bidder intends to supply items specifically mentioned in this Invitation for Bids.
- G. The Urban County Government may require demonstrations of the materials proposed herein prior to acceptance of this proposal.
- H. Bids must be submitted on this form and must be signed by the bidder or his authorized representative. Unsigned bids will not be considered.
- I. Bids must be submitted prior to the date and time indicated for opening. Bids submitted after this time will not be considered.
- J. All bids mailed must be submitted in the Ion Wave online portal at <https://lexingtonky.ionwave.net/>
- K. Bidder is requested to show both unit prices and lot prices. In the event of error, the unit price shall prevail.
- L. A certified check or Bid Bond in the amount of XX percent of the bid price must be attached hereto. This check must be made payable to the Lexington-Fayette Urban County Government, and will be returned when the material and/or services specified herein have been delivered in accordance with specifications. In the event of failure to perform within the time period set forth in this bid, it is agreed the certified check may be cashed and the funds retained by the Lexington-Fayette Urban County Government as liquidated damages. Checks of unsuccessful bidders will be returned when the bid has been awarded.
- M. The delivery dates specified by bidder may be a factor in the determination of the successful bidder.
- N. Tabulations of bids received may be mailed to bidders. Bidders requesting tabulations must enclose a stamped, self-addressed envelope with the bid.
- O. The Lexington-Fayette Urban County Government is exempt from Kentucky Sales Tax and Federal Excise Tax on materials purchased from this bid invitation. Materials purchased by the bidder for construction projects are not tax exempt and are the sole responsibility of the bidder.
- P. All material furnished hereunder must be in full compliance with OSHA regulations.
- Q. If more than one bid is offered by one party, or by any person or persons representing a party, all such bids shall be rejected.
- R. Signature on the face of this bid by the Bidder or his authorized representative shall be construed as acceptance of and compliance with all terms and conditions contained herein.
- S. The Entity (regardless of whether construction contractor, non-construction contractor or supplier) agrees to provide equal opportunity in employment for all qualified persons, to prohibit discrimination in employment because of race, color, religion, sex (including pregnancy, sexual orientation or gender identity), national origin, disability, age, genetic information, political affiliation, or veteran status, and to promote equal employment through a positive, continuing program from itself and each of its sub-contracting agents. This program of equal employment opportunity shall apply to every aspect of its employment policies and practices.
- T. The Kentucky Equal Employment Opportunity Act of 1978 (KRS 45.560-45.640) requires that any county, city, town, school district, water district, hospital district, or other political subdivision of the state shall include in directly

or indirectly publicly funded contracts for supplies, materials, services, or equipment hereinafter entered into the following provisions:

During the performance of this contract, the contractor agrees as follows:

- (1) The contractor will not discriminate against any employee or applicant for employment because of race, color, religion, sex, age or national origin;*
- (2) The contractor will state in all solicitations or advertisements for employees placed by or on behalf of the contractors that all qualified applicants will receive consideration for employment without regard to race, color, religion, sex, age or national origin;*
- (3) The contractor will post notices in conspicuous places, available to employees and applicants for employment, setting forth the provisions of the non-discrimination clauses required by this section; and*
- (4) The contractor will send a notice to each labor union or representative of workers with which he has a collective bargaining agreement or other contract or understanding advising the labor union or workers' representative of the contractor's commitments under the nondiscrimination clauses.*

The Act further provides:

KRS 45.610. Hiring minorities - Information required

- (1) For the length of the contract, each contractor shall hire minorities from other sources within the drawing area, should the union with which he has collective bargaining agreements be unwilling to supply sufficient minorities to satisfy the agreed upon goals and timetable.*
- (2) Each contractor shall, for the length of the contract, furnish such information as required by KRS 45.560 to KRS 45.640 and by such rules, regulations and orders issued pursuant thereto and will permit access to all books and records pertaining to his employment practices and work sites by the contracting agency and the department for purposes of investigation to ascertain compliance with KRS 45.560 to 45.640 and such rules, regulations and orders issued pursuant thereto.*

KRS 45.620. Action against contractor - Hiring of minority contractor or subcontractor

- (1) If any contractor is found by the department to have engaged in an unlawful practice under this chapter during the course of performing under a contract or subcontract covered under KRS 45.560 to 45.640, the department shall so certify to the contracting agency and such certification shall be binding upon the contracting agency unless it is reversed in the course of judicial review.*
- (2) If the contractor is found to have committed an unlawful practice under KRS 45.560 to 45.640, the contracting agency may cancel or terminate the contract, conditioned upon a program for future compliance approved by the contracting agency and the department. The contracting agency may declare such a contractor ineligible to bid on further contracts with that agency until such time as the contractor complies in full with the requirements of KRS 45.560 to 45.640.*
- (3) The equal employment provisions of KRS 45.560 to 45.640 may be met in part by a contractor by subcontracting to a minority contractor or subcontractor. For the provisions of KRS 45.560 to 45.640, a minority contractor or subcontractor shall mean a business that is owned and controlled by one or more persons disadvantaged by racial or ethnic circumstances.*

KRS 45.630 Termination of existing employee not required, when

Any provision of KRS 45.560 to 45.640 notwithstanding, no contractor shall be required to terminate an existing employee upon proof that that employee was employed prior to the date of the contract.

KRS 45.640 Minimum skills

Nothing in KRS 45.560 to 45.640 shall require a contractor to hire anyone who fails to demonstrate the minimum skills required to perform a particular job.

It is recommended that all of the provisions above quoted to be included as special conditions in each contract.

In the case of a contract exceeding \$250,000, the contractor is required to furnish evidence that his work-force in Kentucky is representative of the available work-force in the area from which he draws employees, or to supply an Affirmative Action plan which will achieve such representation during the life of the contract.

- U. Any party, firm or individual submitting a proposal pursuant to this invitation must be in compliance with the requirements of the Lexington-Fayette Urban County Government regarding taxes and fees before they can be considered for award of this invitation and must maintain a "current" status with regard to those taxes and fees throughout the term of the contract. The contractor must be in compliance with Chapter 13 from the Code of Ordinances of the Lexington-Fayette Urban County Government. The contractor must be in compliance with Ordinance 35-2000 pursuant to contractor registration with the Division of Building Inspection. If applicable, said business must have a Fayette County business license.

Pursuant to KRS 45A.343 and KRS 45A.345, the contractor shall

- (1) *Reveal any final determination of a violation by the contractor within the previous five year period pursuant to KRS Chapters 136 (corporation and utility taxes), 139 (sales and use taxes), 141 (income taxes), 337 (wages and hours), 338 (occupational safety and health of employees), 341 (unemployment and compensation) and 342 (labor and human rights) that apply to the contractor; and*
- (2) *Be in continuous compliance with the above-mentioned KRS provisions that apply to the contractor for the duration of the contract.*

A contractor's failure to reveal the above or to comply with such provisions for the duration of the contract shall be grounds for cancellation of the contract and disqualification of the contractor from eligibility for future contracts for a period of two (2) years.

- V. Vendors who respond to this invitation have the right to file a notice of contention associated with the bid process or to file a notice of appeal of the recommendation made by the Director of Central Purchasing resulting from this invitation.

Notice of contention with the bid process must be filed within 3 business days of the bid/proposal opening by (1) sending a written notice, including sufficient documentation to support contention, to the Director of the Division of Central Purchasing or (2) submitting a written request for a meeting with the Director of Central Purchasing to explain his/her contention with the bid process. After consulting with the Commissioner of Finance the Chief Administrative Officer and reviewing the documentation and/or hearing the vendor, the Director of Central Purchasing shall promptly respond in writing findings as to the compliance with bid processes. If, based on this review, a bid process irregularity is deemed to have occurred the Director of Central Purchasing will consult with the Commissioner of Finance, the Chief Administrative Officer and the Department of Law as to the appropriate remedy.

Notice of appeal of a bid recommendation must be filed within 3 business days of the bid recommendation by (1) sending a written notice, including sufficient documentation to support appeal, to the Director, Division of Central Purchasing or (2) submitting a written request for a meeting with the Director of Central Purchasing to explain his appeal. After reviewing the documentation and/or hearing the vendor and consulting with the Commissioner of Finance and the Chief Administrative Officer, the Director of Central Purchasing shall in writing, affirm or withdraw the recommendation.

III. Procurement Contract Bid Conditions

- A. The terms of this agreement shall be for 1 year(s) from the date of acceptance of this contract by the Lexington-Fayette Urban County Government. This agreement may be automatically extended for an additional 1 year(s) renewal. This contract may be canceled by either party thirty (30) days after delivery by canceling party of written notice of intent to cancel to the other contracting party.
- B. Price Changes **(Space Checked Applies)**
- (XXX)1. Prices quoted in response to the Invitation shall be firm prices for the first 90 days of the Procurement Contract. After 90 days, prices may be subject to revision and such changes shall be based on general industry changes. Revision may be either increases or decreases and may be requested by either party. There will be no more than one (1) price adjustment per quarter. Requests for price changes shall be received in writing at least twenty (20) days prior to the effective date and are subject to written acceptance before becoming effective. Proof of the validity of a request for revision shall be responsibility of the requesting party. The Lexington-Fayette Urban County Government shall receive the benefit of any decline that the seller shall offer his other accounts.
- () 2. No provision for price change is made herein. Prices are to be firm for the term of this contract.
- () 3. See bid specifications.
- C. If any contract item is not available from the vendor, the Lexington-Fayette Urban County Government, at its option, may permit the item to be back-ordered or may procure the item on the open market.
- D. All invoices must bear reference to the Lexington-Fayette Urban County Government Purchasing document numbers which are being billed.
- E. This contract may be canceled by the Lexington-Fayette Urban County Government if it is determined that the Bidder has failed to perform under the terms of this agreement, such cancellation to be effective upon receipt of written notice of cancellation by the Bidder.
- F. No substitutions for articles specified herein may be made without prior approval of the Division of Central Purchasing.

EQUAL OPPORTUNITY AGREEMENT

Standard Title VI Assurance

The Lexington Fayette-Urban County Government, (hereinafter referred to as the "Recipient") hereby agrees that as a condition to receiving any Federal financial assistance from the U.S. Department of Transportation, it will comply with Title VI of the Civil Rights Act of 1964, 78Stat.252, 42 U.S.C. 2000d-4 (hereinafter referred to as the "Act"), and all requirements imposed by or pursuant to Title 49, Code of Federal Regulations, U.S. Department of Transportation, Subtitle A, Office of the Secretary, (49 CFR, Part 21) Nondiscrimination in Federally Assisted Program of the Department of Transportation – Effectuation of Title VI of the Civil Rights Act of 1964 (hereinafter referred to as the "Regulations") and other pertinent directives, no person in the United States shall, on the grounds of race, color, national origin, sex, age (over 40), religion, sexual orientation, gender identity, veteran status, or disability be excluded from participation in, be denied the benefits of, or be otherwise subjected to discrimination under any program or activity for which the Recipient receives Federal financial assistance from the U.S. Department of Transportation, including the Federal Highway Administration, and hereby gives assurance that will promptly take any necessary measures to effectuate this agreement. This assurance is required by subsection 21.7(a) (1) of the Regulations.

The Law

- Title VII of the Civil Rights Act of 1964 (amended 1972) states that it is unlawful for an employer to discriminate in employment because of race, color, religion, sex, age (40-70 years) or national origin.
- Executive Order No. 11246 on Nondiscrimination under Federal contract prohibits employment discrimination by contractor and sub-contractor doing business with the Federal Government or recipients of Federal funds. This order was later amended by Executive Order No. 11375 to prohibit discrimination on the basis of sex.
- Section 503 of the Rehabilitation Act of 1973 states: *The Contractor will not discriminate against any employee or applicant for employment because of physical or mental disability.*
- Section 2012 of the Vietnam Era Veterans Readjustment Act of 1973 requires Affirmative Action on behalf of disabled veterans and veterans of the Vietnam Era by contractors having Federal contracts.
- Section 206(A) of Executive Order 12086, Consolidation of Contract Compliance Functions for Equal Employment Opportunity, states: *The Secretary of Labor may investigate the employment practices of any Government contractor or sub-contractor to determine whether or not the contractual provisions specified in Section 202 of this order have been violated.*

The Lexington-Fayette Urban County Government practices Equal Opportunity in recruiting, hiring and promoting. It is the Government's intent to affirmatively provide employment opportunities for those individuals who have previously not been allowed to enter into the mainstream of society. Because of its importance to the local Government, this policy carries the full endorsement of the Mayor, Commissioners, Directors and all supervisory personnel. In following this commitment to Equal Employment Opportunity and because the Government is the benefactor of the Federal funds, it is both against the Urban County Government policy and illegal for the Government to let contracts to companies which knowingly or unknowingly practice discrimination in their employment practices. Violation of the above mentioned ordinances may cause a contract to be canceled and the contractors may be declared ineligible for future consideration.

Please sign this statement in the appropriate space acknowledging that you have read and understand the provisions contained herein. Return this document as part of your application packet.

Bidders

I/We agree to comply with the Civil Rights Laws listed above that govern employment rights of minorities, women, veteran status, disability and age.

Signature

Name of Business

GENERAL PROVISIONS OF BID CONTRACT

By signing the below, bidder acknowledges that it understands and agrees with the following provisions related to its bid response and the provision of any goods or services to LFUCG upon selection by LFUCG pursuant to the bid request:

1. Bidder shall comply with all Federal, State & Local regulations concerning this type of service or good. All applicable state laws, ordinances and resolutions (including but not limited to Section 2-33 (Discrimination due to sexual orientation or gender identity) and Chapter 13 (Licenses and Regulations) of the Lexington-Fayette Urban County Government Code of Ordinances, and Resolution No. 484-17 (Minority, Women, and Veteran-Owned Businesses)) and the regulations of all authorities having jurisdiction over the project shall apply to the contract, and shall be deemed to be incorporated herein by reference.
2. Failure to submit ALL forms and information required by LFUCG may be grounds for disqualification.
3. Addenda: All addenda and IonWave Q&A, if any, must be considered by the bidder in making its response, and such addenda shall be made a part of the requirements of the bid contract. Before submitting a bid response, it is incumbent upon bidder to be informed as to whether any addenda have been issued, and the failure of the bidder to cover any such addenda may result in disqualification of that response.
4. Bid Reservations: LFUCG reserves the right to reject any or all bid responses, to award in whole or part, and to waive minor immaterial defects in proposals. LFUCG may consider any alternative proposal that meets its basic needs.
5. Liability: LFUCG is not responsible for any cost incurred by bidder in the preparation of its response.
6. Changes/Alterations: Bidder may change or withdraw a proposal at any time prior to the opening; however, no oral modifications will be allowed. Only letters, or other formal written requests for modifications or corrections of a previously submitted proposal which is addressed in the same manner as the bid response, and received by LFUCG prior to the scheduled closing time for receipt of bids, will be accepted. The bid response when opened, will then be corrected in accordance with such written request(s), provided that the written request is contained in a sealed envelope which is plainly marked "modifications of bid response".
7. Clarification of Submittal: LFUCG reserves the right to obtain clarification of any point in a bid or to obtain additional information from any bidder.
8. Bribery Clause: By his/her signature on its response, bidder certifies that no employee of his/hers, any affiliate or subcontractor, has bribed or attempted to bribe an officer or employee of the LFUCG.
9. Additional Information: While not necessary, the bidder may include any product brochures, software documentation, sample reports, or other documentation that may assist LFUCG in better understanding and evaluating the bid response. Additional documentation shall not serve as a substitute for other documentation which is required by the LFUCG to be submitted with the bid response.
10. Ambiguity, Conflict or other Errors: If a bidder discovers any ambiguity, conflict, discrepancy, omission or other error in the bid request of LFUCG, it shall immediately notify LFUCG of such error in writing and request modification or clarification of the document if allowable by the LFUCG.
11. Agreement to Bid Terms: In submitting its bid response, the bidder agrees that it has carefully examined the specifications and all provisions relating to LFUCG's bid request, including but not limited to the bid contract. By submission of its bid response, bidder states that it understands the meaning, intent and requirements of LFUCG's bid request and agrees to the same. The successful bidder shall warrant that it is familiar with and understands all provisions herein and shall warrant that it can comply with them. No additional compensation to bidder shall be authorized for services, expenses, or goods reasonably covered under these provisions that the bidder omits from its bid response.
12. Cancellation: LFUCG may unilaterally terminate the bid contract with the selected bidder(s) at any time, with or without cause, by providing at least thirty (30) days advance written notice unless a different advance written notice

period is negotiated prior to contract approval. Payment for services or goods received prior to termination shall be made by the LFUCG provided these goods or services were provided in a manner acceptable to the LFUCG. Payment for those goods and services shall not be unreasonably withheld.

13. **Assignment of Contract:** The selected bidder(s) shall not assign or subcontract any portion of the bid contract with LFUCG without the express written consent of LFUCG. Any purported assignment or subcontract in violation hereof shall be void. It is expressly acknowledged that LFUCG shall never be required or obligated to consent to any request for assignment or subcontract; and further that such refusal to consent can be for any or no reason, fully within the sole discretion of LFUCG.
14. **No Waiver:** No failure or delay by LFUCG in exercising any right, remedy, power or privilege hereunder, nor any single or partial exercise thereof, nor the exercise of any other right, remedy, power or privilege shall operate as a waiver hereof or thereof. No failure or delay by LFUCG in exercising any right, remedy, power or privilege under or in respect of this bid proposal or bid contract shall affect the rights, remedies, powers or privileges of LFUCG hereunder or shall operate as a waiver thereof.
15. **Authority to do Business:** Each bidder must be authorized to do business under the laws of the Commonwealth of Kentucky and must be in good standing and have full legal capacity to provide the goods or services specified in the bid proposal. Each bidder must have all necessary right and lawful authority to submit the bid response and enter into the bid contract for the full term hereof including any necessary corporate or other action authorizing the bidder to submit the bid response and enter into this bid contract. If requested, the bidder will provide LFUCG with a copy of a corporate resolution authorizing this action and/or a letter from an attorney confirming that the proposer is authorized to do business in the Commonwealth of Kentucky. All bid responses must be signed by a duly authorized officer, agent or employee of the bidder.
16. **Governing Law:** This bid request and bid contract shall be governed by and construed in accordance with the laws of the Commonwealth of Kentucky. In the event of any proceedings regarding this matter, the bidder agrees that the venue shall be the Fayette County Circuit Court or the U.S. District Court for the Eastern District of Kentucky, Lexington Division and that the bidder expressly consents to personal jurisdiction and venue in such Court for the limited and sole purpose of proceedings relating to these matters or any rights or obligations arising thereunder.
17. **Ability to Meet Obligations:** Bidder affirmatively states that there are no actions, suits or proceedings of any kind pending against bidder or, to the knowledge of the bidder, threatened against the bidder before or by any court, governmental body or agency or other tribunal or authority which would, if adversely determined, have a materially adverse effect on the authority or ability of bidder to perform its obligations under this bid response or bid contract, or which question the legality, validity or enforceability hereof or thereof.
18. **Price Discrepancy:** When applicable, in case of price discrepancy, unit bid price written in words will prevail followed by unit price written in numbers then total amount bid per line item.
19. Bidder understands and agrees that its employees, agents, or subcontractors are not employees of LFUCG for any purpose whatsoever. Bidder is an independent contractor at all times related to the bid response or bid contract.
20. Contractor [or Vendor or Vendor's Employees] will not appropriate or make use of the Lexington-Fayette Urban County Government (LFUCG) name or any of its trade or service marks or property (including but not limited to any logo or seal), in any promotion, endorsement, advertisement, testimonial or similar use without the prior written consent of the government. If such consent is granted LFUCG reserves the unilateral right, in its sole discretion, to immediately terminate and revoke such use for any reason whatsoever. Contractor agrees that it shall cease and desist from any unauthorized use immediately upon being notified by LFUCG.
21. If any term or provision of this bid contract shall be found to be illegal or unenforceable, the remainder of the contract shall remain in full force and such term or provision shall be deemed stricken.



Signature



Date

WORKFORCE ANALYSIS FORM

Name of Organization: Worldwide Equipment

Categories	Total	White (Not Hispanic or Latino)		Hispanic or Latino		Black or African-American (Not Hispanic or Latino)		Native Hawaiian and Other Pacific Islander (Not Hispanic or Latino)		Asian (Not Hispanic or Latino)		American Indian or Alaskan Native (not Hispanic or Latino)		Two or more races (Not Hispanic or Latino)		Total	
		M	F	M	F	M	F	M	F	M	F	M	F	M	F	M	F
Administrators		1														1	0
Professionals		7	1													7	1
Superintendents																0	0
Supervisors		2				1										3	0
Foremen		3														3	0
Technicians		15														15	0
Protective Service																0	0
Para-Professionals																0	0
Office/Clerical			4					1								0	5
Skilled Craft		7														7	0
Service/Maintenance		2														2	0
Total:																35	6

Prepared by: [Signature] G.M.
(Name and Title)

Date: 9, 31, 22

Revised 2015-Dec-15

**DIRECTOR, DIVISION OF CENTRAL PURCHASING
LEXINGTON-FAYETTE URBAN COUNTY GOVERNMENT
200 EAST MAIN STREET
LEXINGTON, KENTUCKY 40507**

**NOTICE OF REQUIREMENT FOR AFFIRMATIVE ACTION TO ENSURE
EQUAL EMPLOYMENT OPPORTUNITIES AND DBE CONTRACT PARTICIPATION**

The Lexington-Fayette Urban County Government has set a goal that not less than ten percent (10%) of the total value of this contract be subcontracted to MBE/WBE's, and set a goal that not less than three percent (3%) of the total value of this contract be subcontracted to Veteran-Owned Small Businesses. The goal for the utilization of Certified MBE/WBE's and Veteran-Owned Small Businesses as subcontractors are recommended goals. Contractors who fail to meet such goals will be expected to provide written explanations to the Director of the Division of Central Purchasing of efforts they have made to accomplish the recommended goals and the extent to which they are successful in accomplishing the recommended goals will be a consideration in the procurement process.

For assistance in locating MBE/WBE Subcontractors contact Sherita Miller at 859/258-3320 or by writing the address listed below:

Sherita Miller, Division of Central Purchasing
Lexington-Fayette Urban County Government
200 East Main Street – Room 338
Lexington, Kentucky 40507
smiller@lexingtonky.gov

Lexington-Fayette Urban County Government
MWDBE PARTICIPATION GOALS

A. GENERAL

- 1) The LFUCG request all potential contractors to make a concerted effort to include Minority-Owned (MBE), Woman-Owned (WBE), Disadvantaged (DBE) Business Enterprises and Veteran-Owned Small Businesses (VOSB) as subcontractors or suppliers in their bids.
- 2) Toward that end, the LFUCG has established 10% of total procurement costs as a Goal for participation of Minority-Owned, Woman-Owned and Disadvantaged Businesses on this contract.
- 3) **It is therefore a request of each Bidder to include in its bid, the same goal (10%) for MWDBE participation and other requirements as outlined in this section.**
- 4) The LFUCG has also established a 3% of total procurement costs as a Goal for participation for of Veteran-Owned Businesses.
- 5) **It is therefore a request of each Bidder to include in its bid, the same goal (3%) for Veteran-Owned participation and other requirements as outlined in this section.**

B. PROCEDURES

- 1) The successful bidder will be required to report to the LFUCG, the dollar amounts of all payments submitted to Minority-Owned, Woman-Owned or Veteran-Owned subcontractors and suppliers for work done or materials purchased for this contract. (See Subcontractor Monthly Payment Report)
- 2) Replacement of a Minority-Owned, Woman-Owned or Veteran-Owned subcontractor or supplier listed in the original submittal must be requested in writing and must be accompanied by documentation of Good Faith Efforts to replace the subcontractor / supplier with another MWDBE Firm; this is subject to approval by the LFUCG. (See LFUCG MWDBE Substitution Form)
- 3) For assistance in identifying qualified, certified businesses to solicit for potential contracting opportunities, bidders may contact:
 - a) The Lexington-Fayette Urban County Government, Division of Central Purchasing (859-258-3320)
- 4) The LFUCG will make every effort to notify interested MWDBE and Veteran-Owned subcontractors and suppliers of each Bid Package, including information on the scope of work, the pre-bid meeting time and location, the bid date, and all other pertinent information regarding the project.

C. DEFINITIONS

- 1) A Minority-Owned Business Enterprise (MBE) is defined as a business which is certified as being at least 51% owned, managed and controlled by persons of African American, Hispanic, Asian, Pacific Islander, American Indian or Alaskan Native Heritage.
- 2) A Woman-Owned Business Enterprise (WBE) is defined as a business which is certified as being at least 51% owned, managed and controlled by one or more women.
- 3) A Disadvantaged Business (DBE) is defined as a business which is certified as being at least 51% owned, managed and controlled by a person(s) that are economically and socially disadvantaged.

- 4) A Veteran-Owned Small Business (VOSB) is defined as a business which is certified as being at least 51% owned, managed and controlled by a veteran and/or a service disabled veteran.
- 5) Good Faith Efforts are efforts that, given all relevant circumstances, a bidder or proposer actively and aggressively seeking to meet the goals, can reasonably be expected to make. In evaluating good faith efforts made toward achieving the goals, whether the bidder or proposer has performed the efforts outlined in the Obligations of Bidder for Good Faith Efforts outlined in this document will be considered, along with any other relevant factors.

D. OBLIGATION OF BIDDER FOR GOOD FAITH EFFORTS

- 1) **The bidder shall make a Good Faith Effort to achieve the Participation Goal for MWDBE and Veteran-Owned subcontractors/suppliers. The failure to meet the goal shall not necessarily be cause for disqualification of the bidder; however, bidders not meeting the goal are required to furnish with their bids written documentation of their Good Faith Efforts to do so.**
- 2) Award of Contract shall be conditioned upon satisfaction of the requirements set forth herein.
- 3) The Form of Proposal includes a section entitled "MWDBE Participation Form". The applicable information must be completed and submitted as outlined below.
- 4) **Failure to submit this information as requested may be cause for rejection of bid or delay in contract award.**

E. DOCUMENTATION REQUIRED FOR GOOD FAITH EFFORTS

- 1) Bidders reaching the Goal are required to submit only the MWDBE Participation Form." The form must be fully completed including names and telephone number of participating MWDBE firm(s); type of work to be performed; estimated value of the contract and value expressed as a percentage of the total Lump Sum Bid Price. The form must be signed and dated, and is to be submitted with the bid.
- 2) Bidders not reaching the Goal must submit the "MWDBE Participation Form", the "Quote Summary Form" and a written statement documenting their Good Faith Effort to do so. If bid includes no MWDBE and/or Veteran participation, bidder shall enter "None" on the subcontractor / supplier form). In addition, the bidder must submit written proof of their Good Faith Efforts to meet the Participation Goal:
 - a. Advertised opportunities to participate in the contract in at least two (2) publications of general circulation media; trade and professional association publications; small and minority business or trade publications; and publications or trades targeting minority, women and disadvantaged businesses not less than fifteen (15) days prior to the deadline for submission of bids to allow MWDBE firms and Veteran-Owned businesses to participate.
 - b. Included documentation of advertising in the above publications with the bidders good faith efforts package
 - c. Attended LFUCG Central Purchasing Economic Inclusion Outreach event
 - d. Attended pre-bid meetings that were scheduled by LFUCG to inform MWDBEs and/or Veteran-Owned businesses of subcontracting opportunities

- e. Sponsored Economic Inclusion event to provide networking opportunities for prime contractors and MWDBE firms and Veteran-Owned businesses.
- f. Requested a list of MWDBE and/or Veteran subcontractors or suppliers from LFUCG and showed evidence of contacting the companies on the list(s).
- g. Contacted organizations that work with MWDBE companies for assistance in finding certified MWDBE firms and Veteran-Owned businesses to work on this project. Those contacted and their responses should be a part of the bidder's good faith efforts documentation.
- h. Sent written notices, by certified mail, email or facsimile, to qualified, certified MWDBEs and/or Veteran-Owned businesses soliciting their participation in the contract not less than seven (7) days prior to the deadline for submission of bids to allow them to participate effectively.
- i. Followed up initial solicitations by contacting MWDBEs and Veteran-Owned Businesses to determine their level of interest.
- j. Provided the interested MWDBE firm and/or Veteran-Owned business with adequate and timely information about the plans, specifications, and requirements of the contract.
- k. Selected portions of the work to be performed by MWDBE firms and/or Veteran-Owned businesses in order to increase the likelihood of meeting the contract goals. This includes, where appropriate, breaking out contract work items into economically feasible units to facilitate MWDBE and Veteran participation, even when the prime contractor may otherwise perform these work items with its own workforce
- l. Negotiated in good faith with interested MWDBE firms and Veteran-Owned businesses not rejecting them as unqualified without sound reasons based on a thorough investigation of their capabilities. Any rejection should be so noted in writing with a description as to why an agreement could not be reached.
- m. Included documentation of quotations received from interested MWDBE firms and Veteran-Owned businesses which were not used due to uncompetitive pricing or were rejected as unacceptable and/or copies of responses from firms indicating that they would not be submitting a bid.
- n. Bidder has to submit sound reasons why the quotations were considered unacceptable. The fact that the bidder has the ability and/or desire to perform the contract work with its own forces will not be considered a sound reason for rejecting a MWDBE and/or Veteran-Owned business's quote. Nothing in this provision shall be construed to require the bidder to accept unreasonable quotes in order to satisfy MWDBE and Veteran goals.
- o. Made an effort to offer assistance to or refer interested MWDBE firms and Veteran-Owned businesses to obtain the necessary equipment, supplies, materials, insurance and/or bonding to satisfy the work requirements of the bid proposal
- p. Made efforts to expand the search for MWBE firms and Veteran-Owned businesses beyond the usual geographic boundaries.

q. Other--any other evidence that the bidder submits which may show that the bidder has made reasonable good faith efforts to include MWDBE and Veteran participation.

Note: Failure to submit any of the documentation requested in this section may be cause for rejection of bid. Bidders may include any other documentation deemed relevant to this requirement which is subject to review by the MBE Liaison. Documentation of Good Faith Efforts must be submitted with the Bid, if the participation Goal is not met.



MINORITY BUSINESS ENTERPRISE PROGRAM

Sherita Miller, MPA
Minority Business Enterprise Liaison
Division of Central Purchasing
Lexington-Fayette Urban County Government
200 East Main Street
Lexington, KY 40507
smiller@lexingtonky.gov
859-258-3323

OUR MISSION: The mission of the Minority Business Enterprise Program is to facilitate the full participation of minority and women owned businesses in the procurement process and to promote economic inclusion as a business imperative essential to the long term economic viability of Lexington-Fayette Urban County Government.

To that end the city council adopted and implemented Resolution 484-2017 – A Certified Minority, Women and Disadvantaged Business Enterprise ten percent (10%) minimum goal and a three (3%) minimum goal for Certified Veteran-Owned Small Businesses and Certified Service Disabled Veteran – Owned Businesses for government contracts.

The resolution states the following definitions shall be used for the purposes of reaching these goals (a full copy is available in Central Purchasing):

Certified Disadvantaged Business Enterprise (DBE) – a business in which at least fifty-one percent (51%) is owned, managed and controlled by a person(s) who is socially and economically disadvantaged as define by 49 CFR subpart 26.

Certified Minority Business Enterprise (MBE) – a business in which at least fifty-one percent (51%) is owned, managed and controlled by an ethnic minority (i.e. African American, Asian American/Pacific Islander, Hispanic Islander, Native American/Native Alaskan Indian) as defined in federal law or regulation as it may be amended from time-to-time.

Certified Women Business Enterprise (WBE) – a business in which at least fifty-one percent (51%) is owned, managed and controlled by a woman.

Certified Veteran-Owned Small Business (VOSB) – a business in which at least fifty-one percent (51%) is owned, managed and controlled by a veteran who served on active duty with the U.S. Army, Air Force, Navy, Marines or Coast Guard.

Certified Service Disabled Veteran Owned Small Business (SDVOSB) – a business in which at least fifty-one percent (51%) is owned, managed and controlled by a disabled veteran who served on active duty with the U.S. Army, Air Force, Navy, Marines or Coast Guard.

The term “Certified” shall mean the business is appropriately certified, licensed, verified, or validated by an organization or entity recognized by the Division of Purchasing as having the appropriate credentials to make a determination as to the status of the business.

To comply with Resolution 484-2017, prime contractors and minority, women and veteran owned businesses must enroll in the new Diverse Business Management Compliance system, <https://lexingtonky.diversitycompliance.com/>

We have compiled the list below to help you locate certified MBE, WBE and DBE certified businesses. Below is a listing of contacts for LFUCG Certified MWDBEs and Veteran-Owned Small Businesses in (<https://lexingtonky.ionwave.net>)

Business	Contact	Email Address	Phone
LFUCG	Sherita Miller	smiller@lexingtonky.gov	859-258-3323
Commerce Lexington – Minority Business Development	Tyrone Tyra	ttyra@commercelexington.com	859-226-1625
Tri-State Minority Supplier Diversity Council	Susan Marston	smarston@tsmsdc.com	502-365-9762
Small Business Development Council	Shawn Rogers UK SBDC	shawn.rogers@uky.edu	859-257-7666
Community Ventures Corporation	Phyllis Alcorn	palcorn@cvky.org	859-231-0054
KY Transportation Cabinet (KYTC)	Melvin Bynes	Melvin.bynes2@ky.gov	502-564-3601
KYTC Pre-Qualification	Shella Eagle	Shella.Eagle@ky.gov	502-782-4815
Ohio River Valley Women's Business Council (WBENC)	Sheila Mixon	smixon@orvwbc.org	513-487-6537
Kentucky MWBE Certification Program	Yvette Smith, Kentucky Finance Cabinet	Yvette.Smith@ky.gov	502-564-8099
National Women Business Owner's Council (NWBOC)	Janet Harris-Lange	janet@nwvoc.org	800-675-5066
Small Business Administration	Robert Coffey	robertcoffey@sba.gov	502-582-5971
LaVoz de Kentucky	Andres Cruz	lavozdeky@yahoo.com	859-621-2106
The Key News Journal	Patrice Muhammad	production@keynewsjournal.com	859-685-8488



LFUCG MWDBE PARTICIPATION FORM

Bid/RFP/Quote Reference # 104-2022

The MWDBE and/or veteran subcontractors listed have agreed to participate on this Bid/RFP/Quote. If any substitution is made or the total value of the work is changed prior to or after the job is in progress, it is understood that those substitutions must be submitted to Central Purchasing for approval immediately. **Failure to submit a completed form may cause rejection of the bid.**

MWDBE Company, Name, Address, Phone, Email	MBE WBE or DBE	Work to be Performed	Total Dollar Value of the Work	% Value of Total Contract
1.				
2.				
3.				
4.				

The undersigned company representative submits the above list of MWDBE firms to be used in accomplishing the work contained in this Bid/RFP/Quote. Any misrepresentation may result in the termination of the contract and/or be subject to applicable Federal and State laws concerning false statements and false claims.

Worldwide Equipment
Company
8-31-22
Date

[Signature]
Company Representative
G.M.
Title



LFUCG MWDBE PARTICIPATION FORM

Bid/RFP/Quote Reference # 104-2022

The MWDBE and/or veteran subcontractors listed have agreed to participate on this Bid/RFP/Quote. If any substitution is made or the total value of the work is changed prior to or after the job is in progress, it is understood that those substitutions must be submitted to Central Purchasing for approval immediately. **Failure to submit a completed form may cause rejection of the bid.**

MWDBE Company, Name, Address, Phone, Email	MBE WBE or DBE	Work to be Performed	Total Dollar Value of the Work	% Value of Total Contract
1.				
2.				
3.				
4.				

The undersigned company representative submits the above list of MWDBE firms to be used in accomplishing the work contained in this Bid/RFP/Quote. Any misrepresentation may result in the termination of the contract and/or be subject to applicable Federal and State laws concerning false statements and false claims.

Worldwide Export
Company

8-31-22
Date

[Signature]
Company Representative

G.M.
Title



LEXINGTON

LFUCG MWDBE SUBSTITUTION FORM

Bid/RFP/Quote Reference # 104-2022

The substituted MWDBE and/or veteran subcontractors listed below have agreed to participate on this Bid/RFP/Quote. These substitutions were made prior to or after the job was in progress. These substitutions were made for reasons stated below and are now being submitted to Central Purchasing for approval. By the authorized signature of a representative of our company, we understand that this information will be entered into our file for this project. **Failure to submit this form may cause rejection of the bid.**

SUBSTITUTED MWDBE Company Name, Address, Phone, Email	MWDBE Formally Contracted/ Name, Address, Phone, Email	Work to Be Performed	Reason for the Substitution	Total Dollar Value of the Work	% Value of Total Contract
1.					
2.					
3.					
4.					

The undersigned acknowledges that any misrepresentation may result in termination of the contract and/or be subject to applicable Federal and State laws concerning false statements and false claims.

Worldwide Egypt
Company

8-31-22
Date

30 8-31-22

[Signature]
Company Representative

V.G.M.
Title



LEXINGTON

MWDBE QUOTE SUMMARY FORM

Bid/RFP/Quote Reference # 104-2022

The undersigned acknowledges that the minority and/or veteran subcontractors listed on this form did submit a quote to participate on this project. Failure to submit this form may cause rejection of the bid.

Company Name <u>Worldwide Egypt</u>	Contact Person <u>Jim Dotson</u>
Address/Phone/Email <u>945 Hancock Blvd Lexington Ky 40511</u>	Bid Package / Bid Date <u>104-2022 9-1-22</u>

MWDBE Company Address	Contact Person	Contact Information (work phone, Email, cell)	Date Contacted	Services to be performed	Method of Communication (email, phone meeting, ad, event etc)	Total dollars \$\$ Do Not Leave Blank (Attach Documentation)	MBE * AA HA AS NA Female	Veteran

(MBE designation / AA=African American / HA= Hispanic American/AS = Asian American/Pacific Islander/ NA= Native American)

The undersigned acknowledges that all information is accurate. Any misrepresentation may result in termination of the contract and/or be subject to applicable Federal and State laws concerning false statements and claims.

Worldwide Egypt
 Company
8-31-22
 Date

[Signature]
 Company Representative
G.M.
 Title



LEXINGTON

LFUCG SUBCONTRACTOR MONTHLY PAYMENT REPORT

The LFUCG has a 10% goal plan adopted by city council to increase the participation of minority and women owned businesses in the procurement process. The LFUCG also has a 3% goal plan adopted by cited council to increase the participation of veteran owned businesses in the procurement process. In order to measure that goal LFUCG will track spending with MWDBE and Veteran contractors on a monthly basis. By the signature below of an authorized company representative, you certify that the information is correct, and that each of the representations set forth below is true. Any misrepresentation may result in termination of the contract and/or prosecution under applicable Federal and State laws concerning false statements and false claims. Please submit this form monthly to the Division of Central Purchasing/ 200 East Main Street / Room 338 / Lexington, KY 40507.

Bid/RFP/Quote # 104-2022
 Total Contract Amount Awarded to Prime Contractor for this Project 100%

Project Name/ Contract #	Work Period/ From:	To:
Company Name:	Address:	
Federal Tax ID:	Contact Person:	

Subcontractor Vendor ID (name, address, phone, email)	Description of Work	Total Subcontract Amount	% of Total Contract Awarded to Prime for this Project	Total Amount Paid for this Period	Purchase Order number for subcontractor work (please attach PO)	Scheduled Project Start Date	Scheduled Project End Date

By the signature below of an authorized company representative, you certify that the information is correct, and that each of the representations set forth below is true. Any misrepresentations may result in the termination of the contract and/or prosecution under applicable Federal and State laws concerning false statements and false claims.

Worldwide Export
 Company
8-31-22
 Date

[Signature]
 Company Representative
G.M.
 Title

LFUCG STATEMENT OF GOOD FAITH EFFORTS

Bid/RFP/Quote # 104-2022

By the signature below of an authorized company representative, we certify that we have utilized the following Good Faith Efforts to obtain the maximum participation by MWDBE and Veteran-Owned business enterprises on the project and can supply the appropriate documentation.

_____ Advertised opportunities to participate in the contract in at least two (2) publications of general circulation media; trade and professional association publications; small and minority business or trade publications; and publications or trades targeting minority, women and disadvantaged businesses not less than fifteen (15) days prior to the deadline for submission of bids to allow MWDBE firms and Veteran-Owned businesses to participate.

_____ Included documentation of advertising in the above publications with the bidders good faith efforts package

_____ Attended LFUCG Central Purchasing Economic Inclusion Outreach event

_____ Attended pre-bid meetings that were scheduled by LFUCG to inform MWDBEs and/or Veteran-Owned Businesses of subcontracting opportunities

_____ Sponsored Economic Inclusion event to provide networking opportunities for prime contractors and MWDBE firms and Veteran-Owned businesses

_____ Requested a list of MWDBE and/or Veteran subcontractors or suppliers from LFUCG and showed evidence of contacting the companies on the list(s).

_____ Contacted organizations that work with MWDBE companies for assistance in finding certified MWDBE firms and Veteran-Owned businesses to work on this project. Those contacted and their responses should be a part of the bidder's good faith efforts documentation.

_____ Sent written notices, by certified mail, email or facsimile, to qualified, certified MWDBEs soliciting their participation in the contract not less than seven (7) days prior to the deadline for submission of bids to allow them to participate effectively.

_____ Followed up initial solicitations by contacting MWDBEs and Veteran-Owned businesses to determine their level of interest.

_____ Provided the interested MWDBE firm and/or Veteran-Owned business with adequate and timely information about the plans, specifications, and requirements of the contract.

_____ Selected portions of the work to be performed by MWDBE firms and/or Veteran-Owned businesses in order to increase the likelihood of meeting the contract goals. This includes, where appropriate, breaking out contract work items into economically feasible units to facilitate MWDBE and Veteran participation, even when the prime contractor may otherwise perform these work items with its own workforce.

_____ Negotiated in good faith with interested MWDBE firms and Veteran-Owned businesses not rejecting them as unqualified without sound reasons based on a thorough investigation of their capabilities. Any rejection should be so noted in writing with a description as to why an agreement could not be reached.

_____ Included documentation of quotations received from interested MWDBE firms and Veteran-Owned businesses which were not used due to uncompetitive pricing or were rejected as unacceptable and/or copies of responses from firms indicating that they would not be submitting a bid.

_____ Bidder has to submit sound reasons why the quotations were considered unacceptable. The fact that the bidder has the ability and/or desire to perform the contract work with its own forces will not be considered a sound reason for rejecting a MWDBE and/or Veteran-Owned business's quote. Nothing in this provision shall be construed to require the bidder to accept unreasonable quotes in order to satisfy MWDBE and Veteran goals.

_____ Made an effort to offer assistance to or refer interested MWDBE firms and Veteran-Owned businesses to obtain the necessary equipment, supplies, materials, insurance and/or bonding to satisfy the work requirements of the bid proposal

_____ Made efforts to expand the search for MWBE firms and Veteran-Owned businesses beyond the usual geographic boundaries.

_____ Other--any other evidence that the bidder submits which may show that the bidder has made reasonable good faith efforts to include MWDBE and Veteran participation.

NOTE: Failure to submit any of the documentation requested in this section may be cause for rejection of bid. Bidders may include any other documentation deemed relevant to this requirement which is subject to approval by the MBE Liaison. Documentation of Good Faith Efforts must be submitted with the Bid, if the participation Goal is not met.

The undersigned acknowledges that all information is accurate. Any misrepresentations may result in termination of the contract and/or be subject to applicable Federal and State laws concerning false statements and claims.

Worldwide Transport
Company 5-31-2024

Date

[Signature]
Company Representative

Title

AMENDMENT 1 —
CERTIFICATION OF COMPLIANCE FOR EXPENDITURES USING FEDERAL FUNDS,
INCLUDING THE AMERICAN RESCUE PLAN ACT

The Lexington-Fayette Urban County Government (“LFUCG”) may use Federal funding to pay for the goods and/or services that are the subject matter of this bid. That Federal funding may include funds received by LFUCG under the American Rescue Plan Act of 2021. Expenditures using Federal funds require evidence of the contractor’s compliance with Federal law. Therefore, by the signature below of an authorized company representative, you certify that the information below is understood, agreed, and correct. Any misrepresentations may result in the termination of the contract and/or prosecution under applicable Federal and State laws concerning false statements and false claims.

The bidder (hereafter “bidder,” or “contractor”) agrees and understands that in addition to all conditions stated within the attached bid documents, the following conditions will also apply to any Agreement entered between bidder and LFUCG, if LFUCG uses Federal funds, including but not limited to funding received by LFUCG under the American Rescue Plan Act (“ARPA”), toward payment of goods and/or services referenced in this bid. The bidder also agrees and understands that if there is a conflict between the terms included elsewhere in this Request for Proposal and the terms of this Amendment 1, then the terms of Amendment 1 shall control. The bidder further certifies that it can and will comply with these conditions, if this bid is accepted and an Agreement is executed:

1. Any Agreement executed as a result of acceptance of this bid may be governed in accordance with 2 CFR Part 200 and all other applicable Federal law and regulations and guidance issued by the U.S. Department of the Treasury.

2. Pursuant to 24 CFR § 85.43, any Agreement executed as a result of acceptance of this bid can be terminated if the contractor fails to comply with any term of the award. This Agreement may be terminated for convenience in accordance with 24 CFR § 85.44 upon written notice by LFUCG. Either party may terminate this Agreement with thirty (30) days written notice to the other party, in which case the Agreement shall terminate on the thirtieth day. In the event of termination, the contractor shall be entitled to that portion of total compensation due under this Agreement as the services rendered bears to the services required. However, if LFUCG suspects a breach of the terms of the Agreement and/or that the contractor is violating the terms of any applicable law governing the use of Federal funds, LFUCG may suspend the contractor’s ability to receive payment by giving thirty (30) days’ advance written notice. Further, either party may terminate this Agreement for cause shown with thirty (30) days written notice, which shall explain the party’s cause for the termination. If the parties do not reach a settlement before the end of the 30 days, then the Agreement shall terminate on the thirtieth day. In the event of a breach, LFUCG reserves the right to pursue any and all applicable legal, equitable, and/or administrative remedies against the contractor.

3. The contractor will not discriminate against any employee or applicant for employment because of race, color, religion, sex, sexual orientation, gender identity, or national origin. The contractor will take affirmative action to ensure that applicants are employed and that employees are treated during employment without regard to their race, color, religion, sex, sexual orientation, gender identity, or national origin. Such action shall include, but not be limited to the following:
 - (1) Employment, upgrading, demotion, or transfer; recruitment or recruitment advertising; layoff or termination; rates of pay or other forms of compensation; and selection for training, including apprenticeship. The contractor agrees to post in conspicuous places, available to employees and applicants for employment, notices to be provided setting forth the provisions of this nondiscrimination clause.

- (2) The contractor will, in all solicitations or advertisements for employees placed by or on behalf of the contractor, state that all qualified applicants will receive consideration for employment without regard to race, color, religion, sex, sexual orientation, gender identity, or national origin.
- (3) The contractor will not discharge or in any other manner discriminate against any employee or applicant for employment because such employee or applicant has inquired about, discussed, or disclosed the compensation of the employee or applicant or another employee or applicant. This provision shall not apply to instances in which an employee who has access to the compensation information of other employees or applicants as a part of such employee's essential job functions discloses the compensation of such other employees or applicants to individuals who do not otherwise have access to such information, unless such disclosure is in response to a formal complaint or charge, in furtherance of an investigation, proceeding, hearing, or action, including an investigation conducted by the employer, or is consistent with the contractor's legal duty to furnish information.
- (4) The contractor will send to each labor union or representative of workers with which he has a collective bargaining agreement or other contract or understanding a notice to be provided advising the said labor union or workers' representatives of the contractor's commitments under this section and shall post copies of the notice in conspicuous places available to employees and applicants for employment.
- (5) The contractor will comply with all provisions of Executive Order 11246 of September 24, 1965, and of the rules, regulations, and relevant orders of the Secretary of Labor.
- (6) The contractor will furnish all information and reports required by Executive Order 11246 of September 24, 1965, and by rules, regulations, and orders of the Secretary of Labor, or pursuant thereto, and will permit access to his books, records, and accounts by the administering agency and the Secretary of Labor for purposes of investigation to ascertain compliance with such rules, regulations, and orders.
- (7) In the event of the contractor's noncompliance with the nondiscrimination clauses of this contract or with any of the said rules, regulations, or orders, this contract may be canceled, terminated, or suspended in whole or in part, and the contractor may be declared ineligible for further government contracts or federally assisted construction contracts in accordance with procedures authorized in Executive Order 11246 of September 24, 1965, and such other sanctions may be imposed and remedies invoked as provided in Executive Order 11246 of September 24, 1965, or by rule, regulation, or order of the Secretary of Labor, or as otherwise provided by law.
- (8) The contractor will include the portion of the sentence immediately preceding paragraph (1) and the provisions of paragraphs (1) through (8) in every subcontract or purchase order unless exempted by rules, regulations, or orders of the Secretary of Labor issued pursuant to section 204 of Executive Order 11246 of September 24, 1965, so that such provisions will be binding upon each subcontractor or vendor. The contractor will take such action with respect to any subcontract or purchase order as the administering agency may direct as a means of enforcing such provisions, including sanctions for noncompliance.

Provided, however, that in the event a contractor becomes involved in or is threatened with litigation with a subcontractor or vendor as a result of such direction by the administering agency, the contractor may request the United States to enter into such litigation to protect the interests of the United States.

4. If fulfillment of the contract requires the contractor to employ mechanic's or laborers, the contractor further agrees that it can and will comply with the following:

- (1) Overtime requirements: No contractor or subcontractor contracting for any part of the contract work which may require or involve the employment of laborers or mechanics shall require or permit any such laborer or mechanic in any workweek in which he or she is employed on such work to work in excess of forty hours in such a workweek unless such laborer or mechanic receives compensation at a rate not less than one and one-half times the basic rate of pay for all hours worked in excess of forty hours in such a workweek.
- (2) Violation: liability for unpaid wages; liquidated damages. In the event of any violation of the clause set forth in paragraph (1) of this section, the contractor and any subcontractor responsible therefor shall be liable for

the unpaid wages. In addition, such contractor and subcontractor shall be liable to the United States (in the case of work done under contract for the District of Columbia or a territory, to such District or to such territory) for liquidated damages. Such liquidated damages shall be computed with respect to each individual laborer or mechanic, including watchmen and guards, employed in violation of the clause set forth in paragraph (1) of this section, in the sum of \$10 for each calendar day on which such individual was required or permitted to work in excess of the standard workweek of forty hours without payment of the overtime wages required by the clause set forth in paragraph (1) of this section.

- (3) Withholding for unpaid wages and liquidated damages. LFUCG shall upon its own action or upon written request of an authorized representative of the Department of Labor withhold or cause to be withheld, from any moneys payable on account of work performed by the contractor or subcontractor under any such contract or any other federal contract with the same prime contractor, or any other federally-assisted contract subject to the Contract Work Hours and Safety Standards Act, which is held by the same prime contractor, such sums as may be determined to be necessary to satisfy any liabilities of such contractor or subcontractor for unpaid wages and liquidated damages as provided in the clause set forth in paragraph (2) of this section.
 - (4) Subcontracts. The contractor or subcontractor shall insert in any subcontracts the clauses set forth in paragraph (1) through (4) of this section and also a clause requiring the subcontractors to include these clauses in any lower-tier subcontracts. The prime contractor shall be responsible for compliance by any subcontractor or lower-tier subcontractor with the clauses set forth in paragraphs (1) through (4) of this section.
5. The contractor shall comply with all applicable standards, orders, or regulations issued pursuant to the Clean Air Act, as amended, 42 U.S.C. § 7401 et seq.
 6. The contractor shall report each violation to LFUCG and understands and agrees that LFUCG will, in turn, report each violation as required to assure notification to the Treasury Department and the appropriate Environmental Protection Agency Regional Office.
 7. The contractor shall include these requirements in numerical paragraphs 5 and 6 in each subcontract exceeding \$100,000 financed in whole or in part with Federal funding.
 8. The contractor shall comply with all applicable standards, orders, or regulations issued pursuant to the Federal Water Pollution Control Act, as amended, 33 U.S.C. § 1251 et seq.
 9. The contractor shall report each violation to LFUCG and understands and agrees that LFUCG will, in turn, report each violation as required to assure notification to the Treasury Department and the appropriate Environmental Protection Agency Regional Office.
 10. The contractor shall include these requirements in numerical paragraphs 8 and 9 in each subcontract exceeding \$100,000 financed in whole or in part with Federal funds.
 11. The contractor shall comply with all applicable standards, orders, or regulations issued pursuant to the Federal Water Pollution Control Act, as amended, 33 U.S.C. § 1251 et seq.
 12. The contractor shall report each violation to LFUCG and understands and agrees that LFUCG will, in turn, report each violation as required to assure notification to the Treasury Department and the appropriate Environmental Protection Agency regional office.
 13. The contractor shall include these requirements in numerical paragraphs 11 and 12 in each subcontract exceeding \$100,000 financed in whole or in part with American Rescue Plan Act funds.
 14. The contractor shall include this language in any subcontract it executes to fulfill the terms of this bid: "the subgrantee, contractor, subcontractor, successor, transferee, and assignee shall comply with Title VI of the Civil Rights

Act of 1964, which prohibits recipients of federal financial assistance from excluding from a program or activity, denying benefits of, or otherwise discriminating against a person on the basis of race, color, or national origin (42 U.S.C. § 2000d et seq.), as implemented by the Department of the Treasury's Title VI regulations, 31 CFR Part 22, which are herein incorporated by reference and made a part of this contract (or agreement). Title VI also includes protection to persons with 'Limited English Proficiency' in any program or activity receiving federal financial assistance, 42 U.S.C. § 2000d et seq., as implemented by the Department of the Treasury's Title VI regulations, 31 CFR Part 22, and herein incorporated by reference and made a part of this contract or agreement."

15. Contractors who apply or bid for an award of \$100,000 or more shall file the required certification that it will not and has not used federal appropriated funds to pay any person or organization for influencing or attempting to influence an officer or employee of any agency. Each tier certifies to the tier above that it will not and has not used federal appropriated funds to pay any person or organization for influencing or attempting to influence an officer or employee of any agency, a member of Congress, officer or employee of Congress, or an employee of a member of Congress in connection with obtaining any federal contract, grant, or any other award covered by 31 U.S.C. § 1352. Each tier shall also disclose any lobbying with non-federal funds that takes place in connection with obtaining any federal award. Such disclosures are forwarded from tier to tier, up to the recipient. The required certification is included here:

a. The undersigned certifies, to the best of his or her knowledge and belief, that:

- (1) No Federal appropriated funds have been paid or will be paid, by or on behalf of the undersigned, to any person for influencing or attempting to influence an officer or employee of an agency, a Member of Congress, an officer or employee of Congress, or an employee of a Member of Congress in connection with the awarding of any Federal contract, the making of any Federal grant, the making of any Federal loan, the entering into of any cooperative agreement, and the extension, continuation, renewal, amendment, or modification of any Federal contract, grant, loan, or cooperative agreement.
- (2) If any funds other than Federal appropriated funds have been paid or will be paid to any person for influencing or attempting to influence an officer or employee of any agency, a Member of Congress, an officer or employee of Congress, or an employee of a Member of Congress in connection with this Federal contract, grant, loan, or cooperative agreement, the undersigned shall complete and submit Standard Form-LLL, "Disclosure Form to Report Lobbying," in accordance with its instructions.
- (3) The undersigned shall require that the language of this certification be included in the award documents for all subawards at all tiers (including subcontracts, subgrants, and contracts under grants, loans, and cooperative agreements) and that all subrecipients shall certify and disclose accordingly.


b. This certification is a material representation of fact upon which reliance was placed when this transaction was made or entered into. Submission of this certification is a prerequisite for making or entering into this transaction imposed by section 1352, title 31, U.S. Code. Any person who fails to file the required certification shall be subject to a civil penalty of not less than \$10,000 and not more than \$100,000 for each such failure.

16. The contractor acknowledges and certifies that it has not been debarred or suspended and further acknowledges and agrees that it must comply with regulations regarding debarred or suspended entities in accordance with 24 CFR § 570.489(l). Funds may not be provided to excluded or disqualified persons.

17. The contractor agrees and certifies that to the greatest extent practicable, it will prefer the purchase, acquisition, and use of all applicable goods, products or materials produced in the United States, in conformity with 2 CFR 200.322 and/or section 70914 of Public Law No. 117-58, §§ 70901-52, also known as the Infrastructure Investment and Jobs Act, whichever is applicable.

18. The contractor agrees and certifies that all activities performed pursuant to any Agreement entered as a result of the contractor's bid, and all goods and services procured under that Agreement, shall comply with 2 C.F.R. § 200.216 (Prohibition on certain telecommunications and video surveillance services and equipment) and 2 C.F.R. 200 § 200.323 (Procurement of recovered materials), to the extent either section is applicable.

19. If this bid involves construction work for a project totaling \$10 million or more, then the contractor further agrees that all laborers and mechanics, etc., employed in the construction of the public facility project assisted with funds provided under this Agreement, whether employed by contractor, or contractor's contractors, or subcontractors, shall be paid wages complying with the Davis-Bacon Act (40 U.S.C. 3141-3144). Contractor agrees that all of contractor's contractors and subcontractors will pay laborers and mechanics the prevailing wage as determined by the Secretary of Labor and that said laborers and mechanics will be paid not less than once a week. The contractor agrees to comply with the Copeland Anti- Kick Back Act (18 U.S.C. § 874) and its implementing regulations of the U.S. Department of Labor at 29 CFR part 3 and part 5. The contractor further agrees to comply with the applicable provisions of the Contract Work Hours and Safety Standards Act (40 U.S.C. Section 327-333), and the applicable provisions of the Fair Labor Standards Act of 1938, as amended (29 U.S.C. et seq.). Contractor further agrees that it will report all suspected or reported violations of any of the laws identified in this paragraph to LFUCG.



Signature

8-31-22

Date

1.0 SCOPE OF BID

- 1.1 This specification describes the minimum requirements for a low entry cab & chassis truck with 3 man cab and rear loading high compaction refuse collection body.

2.0 REQUIREMENTS

- 2.1 Engine and Drivetrain
- 2.2 Engine: Cummins engine displacement shall be 540 cu in. and specifically designed to operate on compressed natural gas (CNG). Engine shall be rated at 320 horsepower and 1000 lb-ft. of torque. Engine manufacturer's warranty shall cover all internally lubricated components, gaskets, seals, fuel system parts, and electronic engine management components for a period of not less than 5 years, 150,000 miles, or 4,500 hours whichever occurs first. Complete description of engine warranty shall be provided in bid package.
- 2.3 Starting: Engine starter shall be 12 volt with overcrank protection.
- 2.4 Batteries: Three (3) 12-volt, threaded post, absorbed glass mat (AGM) batteries providing the maximum available cold cranking amps (CCA) at 0° F. Jump start terminals shall be provided in a convenient location outside the battery enclosure. Battery enclosure shall include all available options to minimize corrosive damage to enclosure. A master battery disconnect shall be located on the outside of the battery enclosure with a pilot light indication of when the truck is energized.
- 2.5 Charging: Engine alternator shall have a rated output of not less than 140 amps.
- 2.6 Air Cleaner: Engine shall be equipped with a dry type air filter system with restriction indicator.
- 2.7 Cooling: Cooling system shall have external spin-on type coolant filter. Coolant shall be all-weather, extended life, providing antifreeze protection to -30° F. All coolant hoses shall be silicone rubber with constant tension hose clamps designed for use with silicone hose.
- 2.8 Engine Heater: Engine shall be equipped with 110-120 volt, 1500 watt immersion type pre heater. Engine heater receptacle shall be flush mounted on driver's (left) side of cab easily visible by person entering cab.
- 2.9 Engine Protection: Engine management system shall provide warning, and shutdown for conditions such as low engine oil pressure, high engine oil temperature, high coolant temperature, and low coolant level.
- 2.10 Exhaust: Unit shall have vertical exhaust system with chrome plated rain-proof stack.
- 2.11 Transmission: Allison model 4500-RDS, six forward speeds with all features required by body manufacturer. Transmission shall be provided with Allison Extended Transmission Coverage (ETC) providing a total warranty period of five (5) years (ETC plus standard warranty period). Transmission shall be filled with Allison TranSynd™ transmission fluid prior to delivery.

3.0 Chassis

- 3.1 **Frame:** Each frame rail shall have a RBM rating of not less than 3,000,000 in.-lb. Frame shall have two front tow eyes installed. Front bumper shall be painted steel (black).
- 3.2 **Wheel Base:** As determined by body manufacturer.
- 3.3 **Front Axle & Suspension:** Front axle shall have a rated capacity of not less than 20,000 lbs. Front suspension and related components shall have a rated capacity of not less than 23,000 lbs. Front suspension shall include single overload cushions and shock absorbers.
- 3.4 **Rear Axle & Suspension:** Tandem rear axles and suspension shall have a rated capacity of not less than 46,000 lbs.
- 3.5 **Steering:** Hydraulic power assisted, with power steering oil cooler.
- 3.6 **Brakes:** Brake system shall be Meritor heavy duty drum brake, front shall be 16.5" X 7" Q-plus and rear shall be 16.5" X 8" Q-plus. Brake hoses shall be wire braid type. All reservoirs shall be painted aluminum.
- 3.7 **Air Dryer and Tanks:** Brake system shall be equipped with a Bendix desiccant type air dryer. Air reservoirs shall be drained from a single point. Air brake system shall include a Schrader valve fill port for charging from an external compressed air source. Air tanks shall be painted aluminum.
- 3.8 **Tires & Wheels:** Front wheels- 22.5" X 12.25" pilot mount steel disc. Front tires- 425/65R-22.5 load range L, Michelin XZY 3. Rear wheels- 22.5" X 8.25" pilot mount steel disc. Rear tires- Goodyear 12R22.5 G282 load range H. All wheels shall be furnished with a gloss black powder coat finish.

4.0 Cab and Fixtures

- 4.1 **Cab:** Tilt type cab over engine design. Front wheel openings shall have rubber flares installed. Extended rain gutters shall be installed over doors. Cab tilt pump shall include air assist. Cab step shall be only two steps and shall be sixteen (16) inches from ground level.
- 4.2 **Cab Fixtures:** Driver's seat shall be air suspended. Cab shall legally seat three (3) people including driver. All seating positions shall be equipped with a high visibility seat belt. Cab shall be equipped with an automotive-type integrated air conditioner/heater/defroster with variable speed fan, and an AM/FM radio with mute-in-reverse feature.
- 4.3 **Instruments:** Cab shall include instrumentation for driver monitoring of coolant temperature, engine oil pressure, air pressure, fuel level (pressure), battery voltage, vehicle speed (MPH), engine speed (RPM), transmission oil temperature, alternator output (amps), miles traveled, and engine hours. Warning lights shall be provided for low air pressure, low engine oil pressure, high coolant temperature, differential lock, and parking brake application.
- 4.4 **Backup Alarm:** Vehicle shall have an electronic backup alarm device installed.

- 4.5 Mirrors: Heated tri-plane mirrors with two convex sections each and power remote controlled flat plane in the center.
- 4.6 Horns: Dual electric horns. Single air horn mounted on cab bottom.
- 4.7 Fuel Tank: Diesel gallon equivalent (DGE) of seventy five (75) gallons. (see section 11.0)
- 4.8 Paint: Frame shall be gloss black. Cab shall be finished with blue DuPont Imron Elite #44426. Bottom of cab shall be finished and undercoated.
- 4.9 Lighting: All cab lighting shall be LED type. Clearance lamps shall be installed with limb guards.
- 4.10 Auxiliary Switches: Cab and chassis truck manufacturer shall install auxiliary switches in-cab as required by body manufacturer.
- 4.11 Other Equipment: Cab and chassis truck shall retain all standard equipment unless specified or replaced by optional equipment.

5.0 Power Take-Off

- 5.1 Cab & chassis shall be designed to accept front mounting of a crankshaft driven hydraulic pump. Design shall allow PTO operation when cab is in a tilted position. Power take off controls shall be inside cab mounted, within drivers reach.

6.0 Body Construction

- 6.1 Payload Capacity: Net usable capacity shall be not less than 31 cubic yards.
- 6.2 Body Dimensions: Inside height shall be minimum 85 5/8 inches, outside height maximum 97 3/4 inches above chassis rails, exclusive of body risers. Inside width shall be minimum 89 1/2 inches, outside width shall be maximum 96 inches.
- 6.3 Body Floor: Body floor shall be constructed of minimum 1/4" abrasion resisting steel plate having a yield strength of not less than 100,000 PSI. Floor shall be flat throughout, troughs or valleys are not acceptable. Two (2) "V" type longitudinals formed of 7 gauge 50,000 PSI yield steel, internally gusseted, shall be provided for the full length of the body. Longitudinals shall provide floor support without the use of crossmembers. Longitudinals shall be 6 1/2 inches high X 11 3/8 inches wide at the floor and 3 inches wide at the truck frame.
- 6.4 Body Sidewalls: Body sides shall be minimum 7 gauge abrasion resisting steel plate having a yield strength of not less than 100,000 PSI. Body shall have curved sidewalls to provide additional strength without additional exterior bracing. Top rail and rub rail shall be formed channel 5 inches X 3 inches, minimum of 10 gauge 50,000 PSI yield steel and shall be fully welded to body sides. Top leg of braces shall be tapered. Rear body corner posts shall be 3/16 inch 50,000 PSI yield steel, 4 3/4 inch X 6 inch and internally gusseted. Front body corner posts shall be 12 gauge 50,000 PSI yield steel formed box section.

- 6.5 **Body Roof:** Roof shall be curved without the use of crossmembers and constructed of minimum 10 gauge, abrasion resisting steel having a yield strength of not less than 100,000 PSI. Seams shall be fully welded.
- 6.6 **Tailgate:** Tailgate shall be constructed of minimum ¼ inch 100,000 PSI yield steel, hinged at top of body. Tailgate shall be constructed to house the rear packing mechanism. Raising, lowering, and latching of tailgate shall be done hydraulically. Use of manual screw clamps or turnbuckles to secure tailgate will not be accepted. Tailgate opening shall include a rubber seal to prevent liquid seepage. Seal shall extend minimum fifty (50) inches up each side and shall be installed on the tailgate. Tailgate hinge points shall be structurally connected to boxed rear body posts such that a continuous load path is established between the tailgate hinges and the main structural elements of the body. Tailgate shall be raised by two (2) 4 inch ID. double-acting hydraulic cylinders. An in-cab console mounted light and audible alarm shall be provided to indicate when the tailgate is not fully closed and locked. Tailgate side reinforcements shall consist of 6-3/16 inch X 2-15/16 inch X 3/16 inch, 50,000 PSI yield formed steel channels fully welded to the perimeter of the tailgate side sheets. Bolt on platforms shall be provided on each side of the tailgate, with grab handles located conveniently. Platforms shall be constructed of self-cleaning, non-skid steel grate. Platforms shall be maximum eighteen (18) inches from ground level and measure ten (10) inches wide and forty one (41) inches long. There shall be installed in truck cab an audible and red LED indicator light which will alert driver that tailgate is in the up position.
- 6.7 **Hopper:** Hopper shall have a minimum capacity of 4.0 cubic yards. Hopper opening shall be 80 inches X 64 inches high. Hopper floor and sill shall be constructed of ¼ inch AR400 abrasion resisting steel plate having a yield strength of minimum 155,000 PSI. Hopper shall be designed as to allow a standard 96 gallon roll cart to completely empty its entire contents using the semi-automatic tipper. Hopper loading height shall be 5 ½ inches below chassis frame height. Hopper lower sides shall be ¼ inch 100,000 PSI yield steel. Upper sides shall be 7 gauge 50,000 PSI yield steel. The sides shall be free of tracks, slots or openings. Forward area of hopper floor to have ten (10) inch X eighty (80) inch X ¼ inch 100,000 PSI yield liner plate. Hopper load sill shall be reinforced by ¼ inch 50,000 PSI yield formed box section 10-7/8 inches X 10 inches.
- 6.8 **Cart Tippers:** Two Diamondback Products model 500 tipper assemblies shall be mounted at rear of hopper. The units shall operate semi-automatically and be mounted so that the entire contents of the roll cart can be dumped into the hopper. Tippers shall be painted safety yellow. Tipper units shall be totally hydraulic, utilizing the refuse body hydraulic system as a power source. The amount of hydraulic flow to the dump units shall be mechanically limited to only that which is required to achieve the proper cycle time. It shall not be necessary to speed up truck to achieve the desired cycle time. No electrically actuated diverter valves will be accepted. Each dump unit shall have its own manual control valve mounted adjacent to the hopper. Separate hand valve assembly shall be used for each flipper. Dump units shall be able to operate individually or simultaneously while maintaining proper cycle times. Complete cycle time shall be a maximum of 12 seconds. It must be possible to stop the cycle at any time and reverse direction.
- 6.9 **Access Opening:** The body shall have an opening, with door large enough to provide entry into the body. An interlock shall be provided to instantly stop all hydraulic operations if the access door is opened. A stow-away step arrangement shall be provided for access to the door from ground level.

6.10 A weather proof switch shall be installed at both sides of the tailgate to activate an audible signal in the truck cab.

7.0 Packing Mechanism

7.1 The packing mechanism shall consist of two (2) primary structures, the fallback shield and the packing panel.

7.2 Packing Panel: Packing panel shall be of free floating design. All packing panel face material shall be constructed of minimum 1/4" thick steel plate having a yield strength of not less than 155,000 PSI. Remainder of panel assembly shall be reinforced and constructed of materials suitable to withstand all compaction forces. Packing edge shall be 1/4 inch 100,000 PSI yield wear plate backed by 8 inch X 3 inch X 1/4 inch wall rectangular tube.

7.3 Fallback Shield: Fallback shield shall be of free floating design. Fallback shield face plate shall be constructed from 3/16 inch 100,000 PSI yield steel reinforced with formed channel members.

7.4 Packing Cylinders: Packing cylinders shall generate 120,000 pounds of compression force. Each cylinder shall be six inch (6") double-acting. Sweep cylinders shall be four inch (4") double-acting.

7.5 Compaction: Average level of compaction attainable expressed in pounds per cubic yard.
Minimum: 1200 lbs. per yd³.

7.6 Hopper Cycle Time: Maximum time: 28 seconds.

7.7 Packing Controls: Packing controls shall be mechanical, manually operated. The packing control handles shall be dual levers and must be able to reverse the packing mechanism at any time in the cycle or stop any movement of packing panel. Controls shall be located curbside of the hopper opening. Control valve shall be externally located on curbside hopper wall. Control handle linkage shall be attached directly to the valve spools without the use of bell cranks or other linkage.

8.0 Ejection System

8.1 Ejector Panel: Ejector panel shall be operated by a double acting telescopic cylinder operating the ejector panel the full length of the body. The ejector panel shall be designed to act as a bulkhead against which refuse is compressed by the packing panel. Ejector panel face shall be constructed from 7 gauge 100,000 PSI yield steel with 10 gauge 50,000 PSI yield steel gussets and 4 inch X 3 inch X 3/16 inch wall rectangular tubes. Ejector panel shall travel on four (4) steel guide shoes, 1 inch X 2-1/2 inch X 12 inches long in floor level tracks. Ejector panel tracks shall be 6 inch @ 12# ship channel reinforced. Ejector panel tracks that are an integral part of the body floor or tracks that are in a trough below floor level are not acceptable.

8.2 Controls: Ejector panel and tailgate lock/unlock, raise/lower controls shall be located streetside at the forward end of packer body. An automatic throttle advance shall be provided.

8.3 All packing wear points shall be equipped with grease fittings.

9.0 Hydraulic Controls

- 9.1 Front mounted hydraulic pump shall be minimum 30 GPM @ 1200 RPM and shall have a minimum 2500 PSI working pressure. Working pressure of packing mechanism shall be 2000 PSI. Pump driveshaft shall be provided with suitable guard. Hydraulic pump shall be warranted by its manufacturer for a period of not less than two (2) years. No clutches shall be used in PTO/pump system. Pump shall be mounted to allow ease of maintenance and removal, removal of bumper to gain access to pump is not acceptable.
- 9.2 Hydraulic Pump: Hydraulic pump shall be primarily constructed of cast iron and/or steel.
- 9.3 Hydraulic Tank: Tank shall be of sufficient capacity to allow repeated cycling without overheating hydraulic oil. Tank shall be provided with an internally mounted suction screen with service access, return line filter with spin-on element, electrical by-pass indicator, shut-off ball valve, and screened fill port. All tank venting shall be filtered. Tank shall have a temperature gauge and an oil sight gauge with a minimum length of 5 inches. A pressure differential monitor with "CHANGE FILTER" light shall be installed in cab.
- 9.4 Overspeed Protection: A built-in flow limiter shall be incorporated to protect the hydraulic pump from damage due to an overspeed condition. External electronic overspeed systems will not be accepted.
- 9.5 Valves: Two (2) manually operated sectional control valve assemblies shall be provided with sufficient capacity to operate all hydraulic components. A regeneration valve is to be used to increase the speed of the packing cylinder. Front control valve shall be two (2) spool sectional type. Rear control valve shall be three (3) spool sectional type with the third spool for use with container handling devices. A factory relief valve set at a maximum of 2500 PSI to protect all components from excessive pressure. A pressure gauge measuring main system pressure shall be installed in close proximity to main relief valve.
- 9.6 Hydraulic Plumbing: Welded steel tubing shall be used wherever possible secured by cushioned clamps. All hydraulic hose shall meet or exceed SAE 100R2 Type AT requirements and shall be protected by protective nylon sock. Excluding main suction hose, no hose clamp connections will be accepted.

10.0 Miscellaneous

- 10.1 The frame rails of the truck shall not be drilled, cut, or altered in any way other than that approved by the chassis manufacturer.
- 10.2 Lighting: All lighting required by the Federal Motor Vehicle Safety Standard #108, shall be installed. Headlights shall be LED. All rear facing stop, turn, or tail lamps shall be flush mounted, sealed LED units. All clearance lamps shall be grommet mounted sealed LED units. License plate lamps and backup lamps shall be sealed LED units. Sealed LED lamps shall be used to illuminate the area in front of the ejector panel and inside hopper area, both controlled by switches in truck cab. Two (2) LED work lights shall also be mounted on rear-side of body to illuminate the rear step area of the body, lights will have a control switch in cab.

- 10.3 Strobe Lights: Two (2) rear facing and two (2) front facing, four inch (4") round, grommet mounted, amber strobe lights shall be mounted in a manner consistent with other front and rear facing lights. All strobe lights shall be grommet-mounted, amber in color, self-contained LED units. Strobe box systems will not be accepted.
- 10.4 Wiring: Any circuit added to the truck requiring fuse protection shall be wired through the truck's fuse panel. All connections to a component shall be made with a molded plug or otherwise environmentally sealed connector. Individual wires shall be terminated with a terminal which is crimped, soldered, and covered with heat shrink tubing. Splices should be avoided. If a spliced wire cannot be avoided, the splice shall be soldered and covered with heat shrink tubing. Under no circumstances will the use of the following items or methods be accepted: crimp-type butt connectors, Scotchlok™'s, solderless terminals, electrical tape, wire nuts, in-line fuses. All wiring shall be encased in protective flexible loom.
- 10.5 Painting/Coating: Entire body shall be thoroughly cleaned of dirt, oil, grease, and welding slag prior to painting or coating. No electrical wire, hydraulic hose, hose end fitting or other hydraulic fittings shall be painted or coated. Body to be metallic gray (DuPont Imron Elite 44400U). Bid package shall include thorough description of painting or coating process and any warranty provided.
- 10.6 Safety Equipment: A 20 lb. fully rechargeable, A-B-C fire extinguisher shall be mounted on the outside of the driver's side of packer body in a convenient location. A set of reflecting safety triangles shall be provided.
- 10.7 Back-Up Vision System: A closed circuit rear vision system (Pro Vision) utilizing one (1) color camera and a color multi-view LCD monitor positioned for convenient viewing by driver shall be installed. System shall automatically activate when truck is in reverse gear or may be manually activated. Camera shall be protected by a stainless steel cage. Camera shall provide a view of the area immediately behind the center of the truck. Vision system components shall be provided with a five (5) year warranty. **Pro-Vision is the only system accepted.**
- 10.8 Finished Overall Height: Bid package must state the overall finished height of the unit. Bid packages failing to state finished height cannot be evaluated. Finished heights in excess of thirteen feet (13') may be rejected.
- 10.9 Cylinder Attachment: Hydraulic cylinder attachment pins shall be drilled and taped such that pulling equipment can be used to facilitate their removal. Pins retained by removable saddles are exempt from this requirement.
- 10.10 AutoLube System: A Lincoln Quicklube® On Board Grease System shall be installed to service all critical points of lubrication on the refuse body. All hoses and components shall be installed in a manner where there will be no inference with body or chassis components or operations.
- 10.11 Tool box: A weatherproof stainless steel tool box (Bawer TU826500) shall be installed under the right side of truck, mounted on truck frame.
- 10.12 Unit Graphics: Graphics designed and furnished by the LFUCG Waste Management shall be installed on body.

11.0 Compressed Natural Gas

11.1 Unit shall be provided with a compressed natural gas fuel system with a capacity of not less than the equivalent of seventy five (75) diesel gallons (DGE). Fuel tank(s) shall be appropriately protected from damage caused by vehicle collision or other calamity. System shall include both a fast and slow fill port conveniently located on drivers side, a maintenance defueling port, and an interlock to prevent engine start unless fill hoses have been disconnected. Additional fast and slow fill fueling ports shall be provided in the front bumper. Pressure sending unit capable of driving the chassis OEM fuel gauge, shall be installed. Routing of fuel lines to fuel storage cylinders shall not be exposed on side of body, but must be routed through and protected by steel raceways built into the structure of the body.

11.1.1 Design and location of CNG fuel tanks shall maintain the smallest overall vehicle profile as possible. Final fuel tank installation is subject to LFUCG approval.

11.2 Methane Detection: Each unit shall have a dual zone methane detection system installed with sensors located in the engine compartment and inside the truck cab.

12.0 NOTES

12.1 Testing and Inspection

12.2 Each unit furnished shall be physically inspected by LFUCG personnel prior to acceptance. Appropriate measures will be taken to insure compliance with specifications; unit(s) will be checked for completeness and functionality. All equipment, standard and specified, shall be installed and tested prior to delivery. Failure to meet any aspect of this specification for which an exception was not taken may be grounds for refusal of delivery and/or payment.

12.2 Delivery

12.3 Completed vehicle(s) shall be delivered and titled to LFUCG Division of Fleet Services facility located at 669 Byrd Thurman Drive, Lexington, Kentucky. Units shall be ready to work upon delivery.

12.4 Literature

12.5 Manufacturer's literature which shall include complete specifications and warranty shall be included with bid and becomes integral part of bid. All literature submitted shall be original printed material- no photocopied material. Any modifications which may be necessary to meet specifications must be listed in writing and submitted as integral part of bid.

12.6 Method of Award

12.7 A price contract shall be awarded to the responsive and responsible bidder who has demonstrated the capability to best comply with the requirements contained herein at the lowest unit price. The price contract price shall remain in effect for one (1) year after date of award with an option to re-new for one (1) additional year if agreed by both parties. Adequately documented justification must

accompany any request for price adjustment during the contract term to be considered. The issuance of a price contract does not obligate the LFUCG for any purchases or quantities.

13.0 General

- 13.1 All equipment furnished shall be new and unused, current model production.
- 13.2 Training: Manufacturer's representative shall spend a minimum of two (2) days, instructing LFUCG mechanics and operators in the maintenance and operation of the equipment provided. One (1) day for LFUCG mechanics and one (1) day for operators as needed. Training shall include the cab & chassis, packer body and the CNG fuel system.
- 13.3 Successful bidder shall provide one (1) repair manual and one (1) parts manual with each group of units delivered. Electronic delivery or internet access to parts and service manuals is acceptable. Each unit shall be provided with a printed operator's manual. All manuals shall be original printed editions. Discs and/or manuals shall be included at time of delivery.
- 13.4 Warranty Repairs: (Applies to entire unit) If the vendor providing warranty service for any portion of unit(s) described herein whose repair facility is in excess of fifteen (15) miles from the LFUCG Fleet Services facility, at the vendor's option, warranty repairs may be performed at the vendor's location provided vendor picks up the vehicle within 24 hours of notification and returns vehicle upon completion of repairs. When vendor elects this option, all transportation expenses shall be included in the warranty coverage. In the interest of reduced downtime, the Division of Fleet Services may be designated a warranty repair shop. An in-house warranty agreement shall include reimbursement or credit for parts at 100% of their cost and labor at a rate of eighty five dollars (\$85.00) per hour. If the manufacturer publishes a time table for standard repair operations, one will be furnished and used to determine billable labor. If such a standard does not exist, vendor agrees to reimburse labor as recorded on LFUCG repair orders (actual time). Vendor shall furnish any forms the manufacturer may require for warranty return parts. LFUCG will invoice vendor for warranty repairs during the warranty period. Vendor shall agree to accept LFUCG repair orders as evidence of work performed.
- 13.5 References: If specific model bid is not currently in use by the LFUCG; upon request, bidder shall provide a list of at least five (5) users of the exact model bid.
- 13.6 Demonstrator: If specific model bid is not currently in use by the LFUCG, LFUCG reserves the right to request a demonstrator unit of the model proposed to be tested and inspected by LFUCG personnel for a minimum of five (5) business days. Demonstrator unit must be available within ten (10) business days of request.
- 13.7 Unit(s) shall retain all standard equipment as shown in published literature unless replaced by optional equipment specified herein. Units provided under this specification shall fully comply with any and all applicable OSHA, ANSI, and FMVSS standards as well as all applicable Federal, State, and local laws, regulations, standards, ordinances, resolutions, and codes at time of delivery.

14.0 Addendums

14.1 **Exceptions** to any parts of these specifications shall be listed on the attached "Exception Page" with reference to the applicable paragraph number from this document.

14.2 **Warranty** page must be completed in its entirety in order to have your bid evaluated.

14.3 **Other Information** page must be completed in its entirety in order to have your bid evaluated.

14.4 **Price:**

Price per completed unit as described. Please enter pricing information in Ionwave under the line items tab. You will need to click yes on the attributes tab once you have completed and uploaded your bid package.

EXCEPTION PAGE

Paragraph Number	Description of Exception
4.2	Two man cab due to third seat
	on doghous not be passed due to
	safety issues.

Warranty Description (Please answer these.)

Basic Vehicle Warranty (cab & chassis)	Length of Warranty Period (time, mileage, etc.)	Warranty Provided By:	Vendor agrees to warranty terms stated in paragraph 13.4?
	Meets specs	WE	Yes / No
Basic Warranty (body)	Length of Warranty Period (time, mileage, etc.)	Warranty Provided By:	Vendor agrees to warranty terms stated in paragraph 13.4?
	Meets specs	WE	Yes / No
Engine Warranty (paragraph 2.2)	Length of Warranty Period (time, mileage, etc.)	Warranty Provided By:	Vendor agrees to warranty terms stated in paragraph 13.4?
	Meets specs	WE	Yes / No
Transmission Warranty (paragraph 2.11)	Length of Warranty Period (time, mileage, etc.)	Warranty Provided By:	Vendor agrees to warranty terms stated in paragraph 13.4?
	Meets specs	WE	Yes / No
Exterior Finish Warranty (body)	Length of Warranty Period (time, mileage, etc.)	Warranty Provided By:	Vendor agrees to warranty terms stated in paragraph 13.4?
	Attached		Yes / No
Hydraulic Pump Warranty (paragraph 9.2)	Length of Warranty Period (time, mileage, etc.)	Warranty Provided By:	Vendor agrees to warranty terms stated in paragraph 13.4?
			Yes / No
Hydraulic Cylinder Warranty (body)	Length of Warranty Period (time, mileage, etc.)	Warranty Provided By:	Vendor agrees to warranty terms stated in paragraph 13.4?
			Yes / No
Back-Up Vision System Warranty (paragraph 10.8)	Length of Warranty Period (time, mileage, etc.)	Warranty Provided By:	Vendor agrees to warranty terms stated in paragraph 13.4?
	✓		Yes / No

Other Information

Packer Performance	Clear Hopper Cycle Time (paragraph 7.3)	Load Sequence Cycle Time (paragraph 8.7)	Compaction (paragraph 7.4)
	SEE ATT		

Exterior Finish (paragraph 10.6)	Describe painting or coating system for the exterior surfaces of the body.
	see Attachment

Finished Overall Height (paragraph 10.9)	Measured height from the ground to the highest point of finished unit.	The LFUCG Division of Waste Management will have final approval of finished vehicle height. Stated heights in excess of thirteen feet (13') may be cause for rejection. Any unit whose measured height upon delivery exceeds that stated herein will not be accepted.
	SEE Attachment	



Lexington-Fayette Urban County Government



2022 Goliath Rear Loader Product and Order Code Information



Cover Letter

2

Dear LFUCG:

We are pleased to offer you detailed information for standard and optional equipment for the E-Z Pack rear loader model G400 as per the bid specifications.

If you have any questions or concerns, please give us a call.

Thank you,

E-Z Pack Refuse Hauling Solutions, LLC




E-Z Pack Goliath Model G400

Standard Specifications

Standard Equipment includes the following:

- ✓ Smart Steel Construction – 100,000 PSI Minimum
- ✓ Radius Body Side Walls and Roof
- ✓ 4.0 cu. yd. hopper – NETA Rated
- ✓ Lowest Loading Height - 5.5" Below Chassis Frame
- ✓ Trackless Hopper Design – Lowest Cost of Ownership
- ✓ Street Side Body Access Door with E-Kill Safety Switch
- ✓ Automatic Latch / Unlatch Tailgate Locks with Safety Pins
- ✓ Tailgate Service Maintenance Props
- ✓ Automatic Throttle Advance
- ✓ Streetside & curbside driver signaling buzzers
- ✓ Dual LED Amber Flashing Lights on Tailgate
- ✓ L.E.D. Body Lights – MVSS108 Compliant
- ✓ Powder Coat Paint and Industrial Grade Undercoating
- ✓ Certified Full Factory Mount
- ✓ 12 Mo. Body (Structural) & Cylinder Warranty



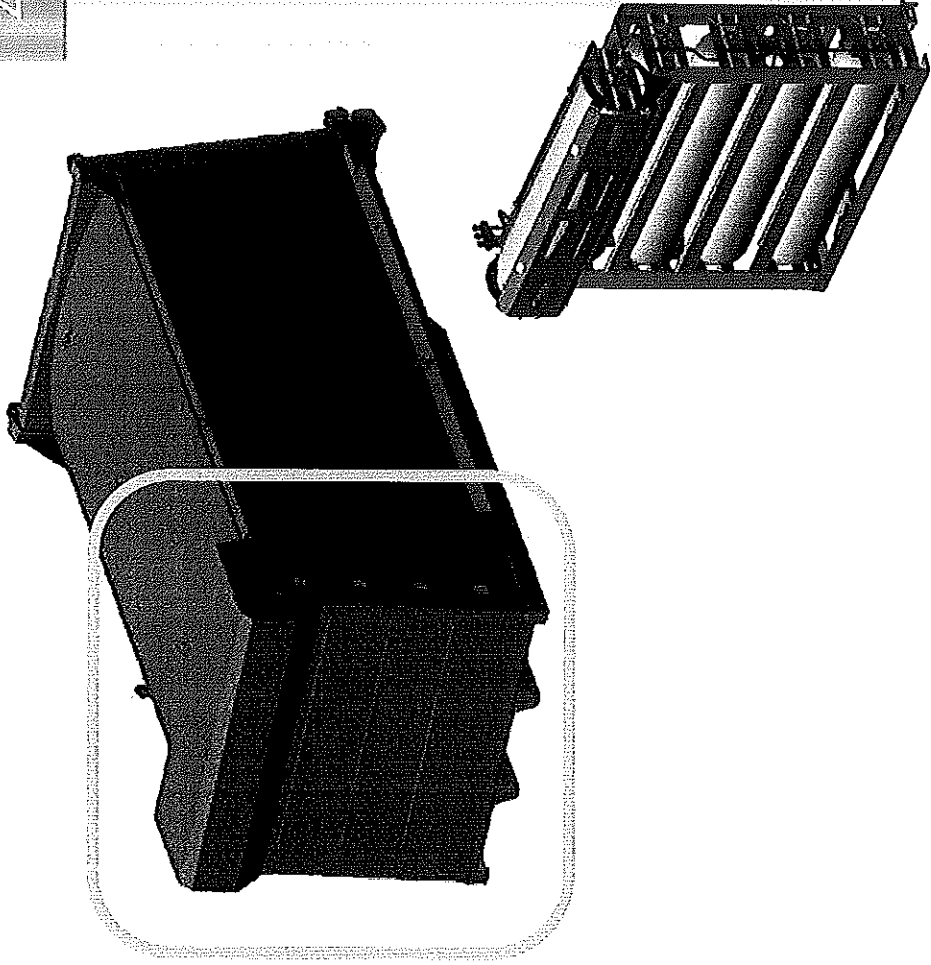
EZ Pack Refugee Housing Solutions, LLC, reserves the right under its Product Improvement Program to modify construction and/or design and furnish equipment without reference to illustrations and specifications shown herein. All specifications are subject to change without notice.



Integrated CNG System

Body include minimum of 80 DGE fuel system integrated into the front body bulkhead. The system shall be designed to meet FMVSS 304 and NGV2 specifications for use with heavy-duty class 8 vocational vehicles suitable for refuse application.

For protection purposes, fuel cylinders shall not protrude above normal roof line of the body. Body shall be no taller than body of comparable diesel fueled model in order to prevent mishaps from obstructions, such as overhead wires, tree limbs, or overhanging canopies.






Front Bumper Auxiliary CNG Fueling Port

Option includes the following:

Auxiliary CNG fueling Port

Front Bumper Street Side






Fire Extinguisher

Option includes the following:

(1) 20 lb Fire Extinguisher with a bracket mounted on the body.

Fire Extinguishers are a DOT required item.

To be mounted on street side.






Option includes the following:

- Factory Installed Front Mount Pump
- Hydraulic Pump Bracket
- Hydraulic Lines and Brackets

The Permco pump system provides protection against hydraulic overspeed damage while allowing the driver to maintain full use of the hydraulic system on refuse vehicles. The built-in flow limiter automatically redirects excess pump flow to reservoir when the pump is on. In the off mode, full pump flow is directed to the reservoir at an extremely low return pressure to conserve fuel by minimizing horsepower draw.






Hydraulic Reservoir

Features:

- Integrated Return Line Filter
- Same Holding Capacity as Previous
- Heavy Duty Mounting Brackets
- 12" Sight/Temperature Gauge
- 12" Access Clean Out Port
- Provisions for Hydraulic Filter Buggy or Oil Heater
- Magnetic Strainer






Front Body LED Flashers

Option includes the
following:

- 6" Oval Amber LED
Flashers on Front of
Body






Tailgate Warning Flashers

Option includes the following:

- (2) Amber LED Flashers on Tailgate of Body






LED Hopper Flood Lights

Option includes the
following:

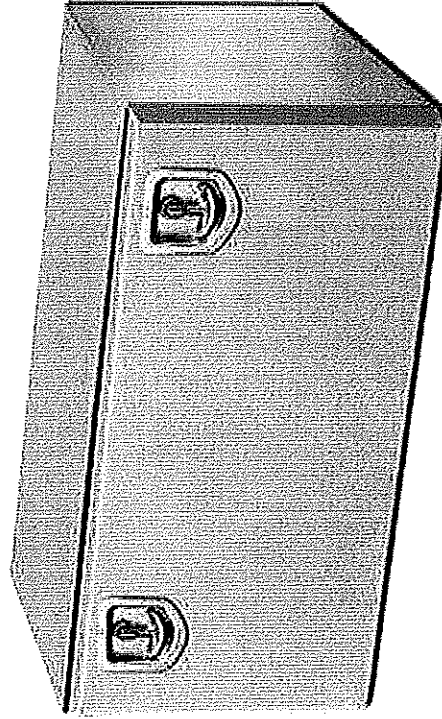
- (2) Flood Lights mounted inside the tailgate and pointed down into the hopper area.
- Illuminates inside the hopper area





Tool Box

Tool box: A weatherproof stainless steel tool box (Bauer TU826500) shall be installed under the right side of truck, mounted on truck frame.








Cart Tipper Hydraulics

Highlights

- ✓ Eliminates Bottom Bar Cart Damage – Patented spring bottom bar latching system virtually eliminates bottom bar damage by providing shock absorption during dump cycle and also ensures above ground release.
- ✓ Easy cart engagement – Sweeping action of cart lifter allows for easy cart engagement on uneven ground.
- ✓ High/Deep dump – Cart lifter gives a high/deep throw into hopper allowing for speed of emptying carts.
- ✓ Ground Clearance – Cart lifter rotates back under hopper allowing for the most possible ground clearance available.
- ✓ Heavy duty lifting and drive arms – 3/4" solid steel lifting and drive arms
- ✓ Self-Aligning Ball Bushings – Made of hardened steel, shock and corrosion resistant and require very low lubrication maintenance. All bushings are housed in "Air Craft" grade aluminum to help cut down on rust and corrosion for ease of repair.
- ✓ 26K Rotary Actuator – The largest actuator used in the lifter industry. Actuator produces 26K ft/lb of torque at 3000 psi



Dual Cart Tipper Hydraulic Priority Valve





Heavy Duty Hydraulic Tipper Valve



Steel Hydraulic Lines for Cantilever


14





15

(1) Telescoping Side Door Ladder for easy access to body






Back up Camera System

10.7 Back-Up Vision System: A closed circuit rear vision system (Pro-Vision) utilizing one (1) color camera and a color multi-view LCD monitor positioned for convenient viewing by driver shall be installed. System shall automatically activate when truck is in reverse gear or may be manually activated. Camera shall be protected by a stainless steel cage. Camera shall provide a view of the area immediately behind the center of the truck. Vision system components shall be provided with a five (5) year warranty. Pro-Vision is the only system accepted.

PRO-VISION.
Video Systems

TV-905A : VLI Series Night Vision Camera System with 9.0" Quad View Touch Screen LCD Monitor



All Systems Include: REAR-LOAD TRUCKS

- Heavy Duty Monitor
- Wide Angle Camera
- Windshield Mount Base
- DoublePivot™ Monitor Bracket & Thread Locker
- Dielectric Connector Protector
- 12ft Power Harness w/ In-line Fuse Holder
- Two 33' AV Cables w/ Metal Twist-Lock Connectors
- Mounting Brackets / Hardware



E-Z Pack Paint



E-Z Pack knows that their products lives a hard life and that is one of the reasons that E-Z Pack powder coats their products. Powder coat paint is 5 times more durable than the traditional wet paint process giving you more value.

As a standard benefit from E-Z Pack, a protective undercoating is applied to the body for a long service life in all types of extreme weather conditions.

Another advantage is that no electrical or hydraulic lines are paint over for easy trouble shooting and cleaner appearance.

Plus E-Z Pack's powder coat paint is environmentally friendly vs conventional spray paint methods.

E-Z Pack Powder Coat includes the following:

- Stage 1 Body cleaned, deburred, weld spatter and slag removed
- Stage 2 Multi-stage chemical treatment and high pressure wash.
- Stage 3 Apply Powder coat primer and finish coat
- Stage 4 Bake Booth – 325 Degrees until fully cured.
- Stage 5 Apply Industrial Grade Undercoating to Body
- Stage 6 Quality Control Inspection

Specification and Performance:

- 1) Dry film thickness is to be minimum 4 to 6 mills coverage.
- 2) Paint must pass minimum 1250 hours salt spray test for corrosion resistance.
- 3) Paint must pass UV test of 2000 hours for minimum loss of gloss and color shift.
- 4) Hydraulic cylinders and valves to be painted black semi-gloss.
- 5) Hose ends and hydraulic fittings to be anodized and remain unpainted.
- 6) Hydraulic tubing to be zinc dichromate plated and unpainted. Electrical harnesses, connections, switches, pneumatic tubing and fittings to be weatherproof and remain unpainted.



Paint Code Information

Component	Paint Color	Type
Body	Dupont 44400U	Powder Coat
Tailgate	Dupont 44400U	Powder Coat
Packer Panels	Dupont 44400U	Powder Coat
Body Access Ladder	Safety Yellow	Powder Coat
Tailgate Lift Cylinders	Standard Black	Wet Paint
Packer Cylinders	Standard Black	Wet Paint
Packer Blades0	Dupont 44400U	Powder Coat
Body Undercoating	Black	Coating
Hopper Undercoating	Black	Coating




They say a house is only as good as it's foundation. If the foundation of a manufacturing company is it's factory, then we have a great base to build on. With over 350,000 square feet under roof, our plant provides us the opportunity to stabilize, modernize and improve the EZ-Pack Product line.

We are making investments in new technologies, new fixtures, and new methods of production to ensure that we stay competitive and deliver a high quality product that lives up to the EZ-Pack name.

We invite you to come see what we're about. Factory tours are always available, and we're excited to show our new home. Come meet the hard working men and women that actually build your next body. We'll even let you drive your completed unit off the line, just let us know and we'll be happy to arrange it.

350,000 SQ. FT of Sparks, Steel, and Hard Work!



EZ Pack Refuse Hauling Solutions, LLC
200 Ladish Road, Cynthiana, KY 41031
Toll Free (800) 331-0136 or (859) 234-1100
www.EZPackTrucks.com



EZ Pack Refuse Hauling Solutions, 200 Ladish Road, Cynthiana, KY 41031

Manufacturer's Warranty

EZ Pack Refuse Bodies

TO ESTABLISH YOUR WARRANTY, PLEASE FILL OUT THE ATTACHED WARRANTY REGISTRATION CARD AND MAIL WITHIN 2 WEEKS OF DATE UNIT IS PLACED INTO SERVICE TO: EZ PACK REFUSE HAULING SOLUTIONS, 200 LADISH ROAD, CYNTHIANA, KY 41031.

EZ Pack, referred to herein as the Manufacturer, warrants each new product of it's own manufacture to be free from defects in material and workmanship, under normal use and service, to the original user only, for a period of 12 months Body and 60 months Cylinders from date of purchase, subject to conditions outlined below. Manufacturer's obligation under this warranty is limited to repair, or replacement with a similar part, any part of the product of our manufacture which is returned to us within 30 days after discovery of the defect, properly identified and transportation charges prepaid, and not more than 12 months after purchase by the original user, provided that in Manufacturer's judgment the part is defective in material or workmanship.

Manufacturer will furnish without charge FOB it's plant a similar part to replace any part of a product of it's manufacture which proves to be defective in material or workmanship while in normal use and service during this period.

The Manufacturer's warranty or obligation in connection with the sale of the product:

1. Shall be expressly limited to the repair or replacement of defective parts, as stated above, all other damage and claims, statutory or otherwise, being hereby expressly waived by the purchaser and covers only those labor charges specifically authorized by Manufacturer.
2. Shall not apply if the product has been operated beyond the Manufacturer's recommended capacity.
3. Shall not apply to any failure or damage incurred through neglect, lack of maintenance, misuse, accident, improper installation, reconstructing or modifying of assemblies or through any other cause beyond the control of the Manufacturer.
4. Does not cover products of other manufacturer beyond such warranty as is made by such manufacturer.

No claim under this warranty shall be valid unless such claim is submitted within twelve (12) months after date of sale or within thirty (30) days after discovery of the defect which is the basis for such claim, whichever event shall occur first.

THE FOREGOING IS MANUFACTURER'S SOLE WARRANTY AND MANUFACTURER MAKES NO OTHER WARRANTIES OF ANY KIND WHATSOEVER, EXPRESS, IMPLIED OR STATUTORY AND ALL IMPLIED WARRANTIES OF MERCHANTABILITY AND FITNESS FOR A PARTICULAR PURPOSE, WRITTEN OR ORAL ARE HEREBY DISCLAIMED BY THE MANUFACTURER.

IN NO EVENT SHALL EZ PACK BE LIABLE FOR CONSEQUENTIAL DAMAGES, NOR SHALL EZ PACK'S LIABILITY ON ANY CLAIM FOR ANY DIRECT INCIDENTAL OR SPECIAL DAMAGES ARISING OUT OF OR CONNECTED WITH THE SALES CONTRACT OR MANUFACTURE, SALE, DELIVERY, OR USE OF THE PRODUCTS EXCEED THE PURCHASE PRICE OF THE GOODS.

**DISTRIBUTOR MUST OBTAIN FACTORY AUTHORIZATION
BEFORE MAKING WARRANTY REPAIRS OR REPLACEMENT**

Warranty Description (Please answer these.)

Basic Vehicle Warranty (cab & chassis)	Length of Warranty Period (time, mileage, etc.)	Warranty Provided By:	Vendor agrees to warranty terms stated in paragraph 13.4?
			Yes / No
Basic Warranty (body)	Length of Warranty Period (time, mileage, etc.)	Warranty Provided By:	Vendor agrees to warranty terms stated in paragraph 13.4?
	12 months	E-Z Pack	<input checked="" type="checkbox"/> Yes / No
Engine Warranty (paragraph 2.2)	Length of Warranty Period (time, mileage, etc.)	Warranty Provided By:	Vendor agrees to warranty terms stated in paragraph 13.4?
			Yes / No
Transmission Warranty (paragraph 2.11)	Length of Warranty Period (time, mileage, etc.)	Warranty Provided By:	Vendor agrees to warranty terms stated in paragraph 13.4?
			Yes / No
Exterior Finish Warranty (body)	Length of Warranty Period (time, mileage, etc.)	Warranty Provided By:	Vendor agrees to warranty terms stated in paragraph 13.4?
	12 months	E-Z Pack	<input checked="" type="checkbox"/> Yes / No
Hydraulic Pump Warranty (paragraph 9.2)	Length of Warranty Period (time, mileage, etc.)	Warranty Provided By:	Vendor agrees to warranty terms stated in paragraph 13.4?
	12 months	E-Z Pack	<input checked="" type="checkbox"/> Yes / No
Hydraulic Cylinder Warranty (body)	Length of Warranty Period (time, mileage, etc.)	Warranty Provided By:	Vendor agrees to warranty terms stated in paragraph 13.4?
	12 months	E-Z Pack	<input checked="" type="checkbox"/> Yes / No
Back-Up Vision System Warranty (paragraph 10.8)	Length of Warranty Period (time, mileage, etc.)	Warranty Provided By:	Vendor agrees to warranty terms stated in paragraph 13.4?
	12 months	E-Z Pack	<input checked="" type="checkbox"/> Yes / No

Other Information

Packer Performance	Clear Hopper Cycle Time (paragraph 7.3)	Load Sequence Cycle Time (paragraph 8.7)	Compaction (paragraph 7.4)
		28 Seconds	1200 Lbs

Exterior Finish (paragraph 10.6)	Describe painting or coating system for the exterior surfaces of the body.

Finished Overall Height (paragraph 10.9)	Measured height from the ground to the highest point of finished unit.	The LFUCG Division of Waste Management will have final approval of finished vehicle height. Stated heights in excess of thirteen feet (13') may be cause for rejection. Any unit whose measured height upon delivery exceeds that stated herein will not be accepted.
	97 3/4" Above Frame	



EZ Pack Refuse Hauling Solutions

2018 Warranty Handbook

E-Z PACK REFUSE HAULING SOLUTIONS, LLC

Index and Contact List

Index

Warranty Statement	2
Limitations to Warranty.....	3
Warranty Parts Claim Procedure.....	4
Warranty Labor Reimbursement.....	5
Hydraulic Cylinder Warranty.....	6
Warranty Cylinder Claim Procedure.....	7
Hydraulic Pump Warranty and Claim Procedure.....	8
Hydraulic System Service Note.....	9
Consideration for Warranty Form.....	10
Standard Repair Time Table.....	12
Field Service Technician Charges.....	14

Warranty Contact Information

To contact the EZ PACK REFUSE HAULING SOLUTIONS, LLC Service/Warranty Department, please use the following numbers and follow the instructions listed on the following pages.

Service336-214-7348 Tod Godlewski
Warranty 859 – 234 – 1100 ext. 2283 Connie Shrout
Parts..... 877-884-7662
Toll Free..... 800 – 331 – 0136
Fax.....859 – 234-0061

Warranty Statement

EZ PACK REFUSE HAULING SOLUTIONS, LLC warrants components of their manufacture included in the equipment and parts listings against defects in material and workmanship for the calendar and hourly periods stated in the table on the following pages. This warranty is not intended to supplant normal inspection, care and service of the equipment covered hereby by the user, and shall not obligate the Manufacturer to provide free service during the warranty period to correct breakage, maladjustment or other difficulties arising out of abuse, misuse, or improper care and maintenance of such equipment.

This warranty shall extend only to, and is for the benefit of the original user. The warranty shall not apply to equipment that has been tampered with or altered without the consent of the Manufacturer, or which has been subject to abuse, misuse, accident, neglect, improper use, modifications, adjustment or repair or which have had the serial number altered, defaced or removed. Warranty coverage is extended to those items in the parts list that are manufactured by others, purchased, and are fitted by EZ PACK REFUSE HAULING SOLUTIONS, LLC to the equipment. It is required that a Warranty Registration card be completed and sent to EZ PACK REFUSE HAULING SOLUTIONS, LLC. This will allow future claims to be processed and completed with a minimal amount of downtime. Warranties can also be registered online at www.ezpacktrucks.com by selecting Parts/Support. Warranties should be registered by the end user of purchased vehicles.

Should the Manufacturer supply any products or parts that fail to satisfy the Warranty stated, the Manufacturer will, at its option:

- a. Replace or repair any such products free of charge.
- b. Reimburse the owner by way of parts credit, for costs incurred in replacing products or parts at a cost no greater than that incurred by the Manufacturer.

At no time should monies be withheld from payment to EZ PACK REFUSE HAULING SOLUTIONS, LLC due to warranty claims, nor should invoices to be paid, be adjusted for such claims.

EZ PACK REFUSE HAULING SOLUTIONS, LLC makes no Warranties, express or implied, of merchantability, fitness for a particular purpose or otherwise, with respect to the products or parts covered by this Warranty Policy, except as expressly provided for above, and that no employee, agent, representative, or distributor is authorized to make any warranty on behalf of the Manufacturer, other than the Warranty set out above.

EZ PACK REFUSE HAULING SOLUTIONS, LLC reserves the right at any time to make changes in design, material, function, and specifications of its equipment and or parts list. Any such changes shall not obligate EZ PACK REFUSE HAULING SOLUTIONS, LLC to make similar changes in such products or accessories that were previously manufactured.

Limitations to Warranty

The following items are not covered by Warranty and are the responsibility of the owner.

- a.) Periodic adjustment of hydraulic cylinder gland nuts as per cylinder manufactures instructions.
- b.) Adjustment and cleanliness of proximity switches
- c.) Periodic lubrication of moving parts
- d.) Hydraulic oil and hydraulic oil filters.
- e.) Damage to electrical components caused by normal wear or oxidation.
- f.) Electrical push buttons and toggle switches.
- g.) Tailgate seals.
- h.) Damage to Arm and Fork Torque tube bearings.
- i.) Pushout/Packer panel guide shoes and wear plates.

EZ PACK REFUSE HAULING SOLUTIONS, LLC will not assume any responsibility for contingency expenses incurred due to the failure of parts or components. The following are considered to be such expenses:

- a.) Down Time
- b.) Loss of profits or inability to make payments due to down time.
- c.) Replacement equipment rental
- d.) Clean up/ towing bills

Warranty claims may be denied but are not limited to the following reasons:

- a.) Repairs performed without prior approval from EZ PACK REFUSE HAULING SOLUTIONS, LLC Service/Warranty Department (Refer to Warranty Claim Procedure.)
- b.) Failure to follow the guidelines for a Warranty claim as set forth in this manual.
- c.) Parts obtained from a third party supplier.

Warranty Claim Procedure

This procedure has been established to provide assistance in filing a warranty claim. Following this procedure will aid EZ PACK REFUSE HAULING SOLUTIONS, LLC in processing your claim efficiently, and ensure that you promptly receive what is necessary to complete the repair.

Replacement Parts Warranty

- a.) The Service/Warranty Department must be notified of any potential warranty work by the next business day of the failure. **Please do not contact the parts department to file a warranty claim or for warranty issues.** A "Warranty Request" form must be completed and sent to EZ PACK REFUSE HAULING SOLUTIONS, LLC by fax or E-Mail with all known issues and work desired to be done.
- b.) There will be a Warranty Claim number issued. This claim number must be included with all correspondence pertaining to the claim including invoices, shipping documents and returned parts. **Claim will be denied if no claim number is assigned.**
- c.) A separate Claim Number must be issued for each incident unless the Service/Warranty Department state otherwise. **Claim will be denied if multiple incidents are under a single claim number.**
- d.) Replacement parts will be shipped either from EZ PACK REFUSE HAULING SOLUTIONS, LLC or direct from a component manufacturer; or from an authorized parts center by regular ground freight only. If the customer wishes to airfreight the item, this can be arranged at an additional charge to the customer. EZ PACK REFUSE HAULING SOLUTIONS, LLC will prepay ground freight cost.
- e.) The EZ PACK REFUSE HAULING SOLUTIONS, LLC Service/Warranty department will give instructions if a defective item is to be returned for warranty consideration. It will be the distributor's responsibility for shipping the specified parts for evaluation.
- f.) Parts to be returned for warranty evaluation should be shipped as per EZ PACK REFUSE HAULING SOLUTIONS, LLC's instructions. An RMA (Return Material Authorization) number will be issued when the decision to send the parts back is made. **Please do not send items collect.** Parts must arrive at their destination point no later than 30 days from the date of the warranty claim being filed. **Failure to label returned parts with RMA number will void claim. Parts not returned in 30 days will result in a denied claim.**
- g.) All return parts are to be labeled with the claim number. The parts must also be clean, drained of oil, complete and assembled in order to be considered for warranty evaluation. **Claim will be denied if this return criterion is not met.**

If a claim is denied by EZ PACK REFUSE HAULING SOLUTIONS, LLC or by EZ PACK REFUSE HAULING SOLUTIONS, LLC's parts supplier, the customer will be responsible for all charges including labor and shipping and handling.

Labor Reimbursement Warranty

EZ PACK REFUSE HAULING SOLUTIONS, LLC will pay a maximum of \$75.00 per hour for warranty repairs. A standard repair timetable has been prepared. This shows details of the time allotted for the most common types of repairs. Repair times that do not appear on the schedule should be brought to the Warranty/Service department and a suitable time will be agreed upon. This must be done before any work is performed. An EZ PACK REFUSE HAULING SOLUTIONS, LLC authorized dealer must complete warranty work unless arrangements are made with the Service/Warranty department.

Please complete the following steps to ensure the claim goes as quickly and smoothly as possible:

- a.) The Service/Warranty Department must be notified of any potential warranty work by the next business day of the failure. At this time please have the body serial and model number. **Please do not contact the parts department to file a claim or for warranty issues.**
- b.) As with the parts warranty, a Claim Number will be assigned to the incident. This claim number must be used in all correspondence in the claim. **Claim will be denied if no Claim Number is assigned.**
- c.) A separate Claim Number must be issued for each incident unless the Service/Warranty Department state otherwise.
- d.) If parts need to be returned, use the Replacement Parts Warranty guidelines.
- e.) A Warranty Request form must be completed and sent to EZ PACK REFUSE HAULING SOLUTIONS, LLC by fax or E-Mail with all repair orders and invoices for claim.
- f.) If work to be performed is required to be carried out by an outside repair facility, such as a specialized hydraulic shop, EZ PACK REFUSE HAULING SOLUTIONS, LLC may ask that a quote be provided for the cost of the repair. EZ PACK REFUSE HAULING SOLUTIONS, LLC reserves the right to make the final decision for the location of the repair.
- g.) When all documentation pertaining to claim is processed a credit memo will be issued to dealership submitting the claim. If claim is submitted by customer another means of compensation will be agreed upon between customer and Service/Warranty department.

The Service/Warranty department will be able to assist you in troubleshooting, or offer advice on how to repair the equipment so it can be returned to work as soon as possible. Field service is available only at specialized times agreed upon by Service/Warranty personnel.

Hydraulic Cylinder Warranty

EZ PACK REFUSE HAULING SOLUTIONS, LLC contracts third party companies that specialize in Hydraulic Cylinders that are provided on the E-Z Pack equipment. The cylinder warranty claims are reviewed and considered using the guidelines set forth by these manufacturers. The cylinder coverage's up to August 1, 2018 were as follows:

Standard Warranty – 1 year/2500 hours

Replacement Rebuilt Cylinder
Labor – 4 hours for Telescopic Cylinders
1 hour for Rod Cylinders
Paid Freight

Optional Warranty – 2 & 3 year/5000 & 7500 hours

Replacement Rebuilt Cylinder
Labor – 4 hours for Telescopic Cylinders
1 hour for Rod Cylinders
Paid Freight

Optional Warranty (Front Load Only)

4 & 5 year/10000 & 12500 hours
Supply seal kit
No Labor

Due to the high cost involved in repairing and transporting cylinders, it is highly recommended that the cylinders be inspected thoroughly before a claim is made. **Any cylinders that are found to show signs of Abuse, Misuse, Damage, Contamination, Excess Pressure, or Excess Heat will not be considered for warranty and the claim will be denied.** See last page for cylinder failure troubleshooting guide.

Hydraulic Cylinder Warranty Claim Procedure

The following process must be utilized when submitting a Hydraulic Cylinder Warranty claim. **Claims may be denied if process is not followed completely.**

- a.) The Service/Warranty Department must be notified of any potential warranty work by the next business day of the failure. At this time have the body serial number, model number, and serial number of failed Cylinder. Cylinder serial numbers and part numbers can be located on a data plate placed on the barrel of the cylinder. There could also be serial numbers stamped into the cylinder near the end of the barrel. **Claims cannot be processed without this information. Please do not contact our parts department to file a claim or for warranty issues.**
- b.) Follow same directions as in Replacement Parts Warranty Procedure.
- c.) All Cylinders sent to the manufacturer for an evaluation will be issued an RGA number. This number must be put on all correspondence with this claim. **Failure to label cylinder and all other items pertaining to this claim will void claim.**
- d.) It is at the cylinder manufacturer's discretion as to where a cylinder is sent and evaluated.
- e.) All cylinders that are submitted for warranty must be clean, free from oil, fully retracted, plugged, and clearly labeled with all numbers pertaining to the claim.

Should warranty be denied, the charges that are associated with the claim will be the responsibility of the customer.

The charges will include but are not limited to:

- a.) Cost of replacement cylinders
- b.) Cost of freight
- c.) Labor to replace cylinders
- d.) Service Evaluation fee not to exceed \$325.00

Hydraulic Pump Warranty Policy

Authorized EZ PACK REFUSE HAULING SOLUTIONS, LLC hydraulic pump repair facilities or the pump manufacturer itself will inspect hydraulic pumps that are considered under the warranty terms. **Any pump that shows signs of Abuse, Misuse, Damage, Contamination, Cavitation (run dry), or Excessive Pump Speed will not be considered for warranty and the claim will be denied.**

Hydraulic Pump Warranty Procedure

The following process must be utilized when submitting a Hydraulic Pump Warranty claim. **Claims may be denied if process is not followed completely.**

- a.) The Service/Warranty Department must be notified of any potential warranty work by the next business day of the failure. At this time have the body serial and model numbers. Part numbers for the pump would be helpful, but not necessary.
- b.) Follow the same directions as in Replacement Parts Warranty Procedure.
- c.) EZ PACK REFUSE HAULING SOLUTIONS, LLC may decide to have the dealership purchase a pump from a local vendor to speed the repair. If the decision is made to purchase a pump from a local vendor, the part number must match completely. A copy of the invoice must be sent or faxed to EZ PACK REFUSE HAULING SOLUTIONS, LLC as soon as possible.
- d.) After the pump is replaced, the Service/Warranty Department must be notified again so a return location can be established. The return pump must be clean, free from oil, plugged, complete and assembled prior to shipping.
- e.) The determination of the warranty will be given when EZ PACK REFUSE HAULING SOLUTIONS, LLC receives notice from the facility that inspects the pump. At that time a credit memo or an invoice will be sent to the company filing the claim.

Should warranty be denied, the charges that are associated with the claim will be the responsibility of the customer.

The charges will include but are not limited to:

- a.) Cost of replacement pump
- b.) Cost of freight
- c.) Labor to replace pump

Hydraulic System Service Note

To maximize the efficiency and life from the E-Z Pack Equipment's Hydraulic System and its components, and to maintain warranty, it is required that certain Preventative Maintenance procedures be followed.

- a.) Replace Hydraulic Fluid and Filter 30 days after In Service Date with fluid and filter purchased from OSP.
- b.) Then replace fluid and filter (1) time per year after that or when the replace light alerts. The fluid and filters must be purchased from OSP to maintain warranty.
- c.) Replace Hydraulic Fluid Filters and clean Suction Strainer Filter a minimum of 1 time per year after In Service Date.
- d.) Inspect and Tighten Packing Gland Nut on all cylinders every 500 hours or every 10 weeks of use, whichever comes first.
- e.) Throttle advance is set to manufacturer's recommendation
- f.) Electronic Overspeed Switch is functioning properly
- g.) Hydraulic Pump Main Pressure does not exceed: 2500 PSI

These are standard pressures. Always check with the Owners/Maintenance Manual before inspection and adjustments are made.

Removing the tag from the main relief will void all warranties. Please see picture below.



The above service intervals are the minimum requirement for the E-Z Pack Equipment's Hydraulic System. It may be necessary to increase the service intervals dependant upon the use, climate, and other operating circumstances. Failure to perform the minimum requirements could void warranty for the affected components.

Consideration for Warranty Claim Form

The Warranty Request form has been created to help standardize the information being submitted to EZ PACK REFUSE HAULING SOLUTIONS, LLC regarding warranty. This will also help EZ PACK REFUSE HAULING SOLUTIONS, LLC track failures and repairs being made to E-Z Pack equipment.

It is necessary to complete this form for each claim submitted. Time must be taken to explain in detail what each failure is and what the cause of it could have been and what the steps were taken to repair the unit.

Forms are to be submitted by fax @ 859-234-0061 or E-Mail cshrou@ezcmx.com within 24 hours of the failure. Any other documents concerning claim should be submitted as soon as possible. Photos of the serial number of the failed part, the serial number of the truck, and a copy of the invoice issued for the replacement part are required to complete the case in a timely manner.

Claim will not be processed and possibly denied without a completed Warranty Request form and the supporting documents for claim.

Standard Repair Time Table

This table has been prepared and designed as a guideline for maintenance managers and maintenance personnel to follow when completing repairs on E-Pack Equipment. This is also the guide that will be used when Warranty Labor Claims are filed. All times are for removal and refit of an item. Putting all of the repairs that can occur on a piece of equipment would make the list too large, so only major components known to fail are on the table. If a repair needs to be completed and the time is not on the table, a timeline must be discussed with the Service/Warranty Department prior to any work being carried out.

HYDRAULICS	TOTAL TIME ALLOWED
Hydraulic Pump -- Front Mount	3.00
Hydraulic Pump -- Under Body Mount	1.75
Pump Solenoid	0.25
Perform System Flow Test	1.00
Pump Shaft Replacement -- Front Mount	1.50
Pump Shaft Replacement -- Under Body	0.75
Replace any Hydraulic System Hose	0.75
Replace any Hydraulic System Steel Line	1.25
Replace Relief Valve Cartridge	0.40
Replace Main Control Valve -- Front Load	4.00
Replace Rear Control Valve -- Rear Load	2.00
Replace any other Hydraulic Valve	1.00
Reseal Valve Sections (Time added to Replacement time)	2.50
Replace Rod Style Cylinder	1.50
Replace Telescopic Cylinder (Packer/Pushout)	4.00
Reseal Rod Style Cylinder	1.00
Reseal Telescopic Cylinder	4.00

Standard Repair Time Table Cont.

HYDRAULICS	TOTAL TIME ALLOWED
Hydraulic Pump -- Front Mount	3.00
Hydraulic Pump -- Under Body Mount	1.75
Pump Solenoid	0.25
Perform System Flow Test	1.00
Pump Shaft Replacement -- Front Mount	1.50
Pump Shaft Replacement -- Under Body	0.75
Replace any Hydraulic System Hose	0.75
Replace any Hydraulic System Steel Line	1.25
Replace Relief Valve Cartridge	0.40
Replace Main Control Valve -- Front Load	4.00
Replace Rear Control Valve -- Rear Load	2.00
Replace any other Hydraulic Valve	1.00
Reseal Valve Sections (Time added to Replacement time)	2.50
Replace Rod Style Cylinder	1.50
Replace Telescopic Cylinder (Packer/Pushout)	4.00
Reseal Rod Style Cylinder	1.00
Reseal Telescopic Cylinder	4.00
 PNEUMATICS	 TOTAL TIME ALLOWED
Valve Bank Actuator	0.75
Joystick	0.75
Directional Control Valves	0.50
ELECTRICAL	TOTAL TIME ALLOWED
Relay Box	0.50
Control Box	0.50
Relay	0.25
Circuit Breaker	0.25
Diode	0.50
Cab Harness	3.00
Frame Harness	3.00
Tailgate Harness	3.00
Light Box Harness	1.50

Factory Field Service Charges

In a case where a field service technician has performed field services under warranty consideration, but warranty was eventually denied, the following charges will be billed to the customer for payment.

EZ PACK REFUSE HAULING SOLUTIONS, LLC will offer Field Service Repair at the following rates:

- a.) Actual work time -- \$85.00 per hour. Labor will be \$127.50 per hour for any time exceeding 40 hours.
- b.) There will be a Per Diem charge of \$45.00 per day plus 100 % cost of lodging unless overnight stay can be avoided.
- c.) Driving to location within 300 miles -- \$65.00 per hour + \$0.38 per mile.
- d.) Air travel outside the 300mile radius will be billed as invoiced from airline. It is recommended that customer supply the air travel ticket, but EZ PACK REFUSE HAULING SOLUTIONS, LLC will try to receive the best rate possible.
- e.) The customer should provide transportation from the airport and to any other place necessary. If a rental car is needed, it will be billed as invoiced from the rental provider with any other fees associated with the rental (fuel, insurance, etc.). It is recommended that the customer supply the rental car, but EZ PACK REFUSE HAULING SOLUTIONS, LLC will try to receive the best rate possible.

It is important to communicate the problem completely with EZ PACK REFUSE HAULING SOLUTIONS, LLC's Service department prior to the technician leaving so we can bring the necessary drawings, wire schematics and repair manuals to repair the unit. The E-Z Pack technician will only be able to bring small diagnostic equipment, drawings, and manuals. Tools will have to be provided by the customer requesting the service.

EZ PACK REFUSE HAULING SOLUTIONS, LLC recommends that the customer have a technician or manager accompany our technician during the repairs. This will be for training purposes so this service may not be needed in the future and to further the knowledge of our own personnel about what E-Z Pack equipment goes through in the field.

FILLING OUT THE WARRANTY REQUEST FORM:

- REQUEST DATE: Date requesting warranty claim to be considered
- UNIT SERIAL NUMBER: Truck body serial number on truck (Not the VIN) Please provide a photo
- PHONE NUMBER: Phone number requestor can be reached at for questions
- OWNER NAME: Current owner or end user of vehicle
- DISTRIBUTOR NAME: Name of distributor if not end user
- TRUCK LOCATION: Location of where truck is normally used
- DATE OF FAILURE: Date failure occurred
- PART NUMBER: Number of the part with the failure (usually on the part somewhere)
- PART SERIAL NUMBER: serial number either on a plate or etched into the part. Please provide a photo
- DESCRIPTION OF ISSUE: please describe failure

Please fill out form completely and return with photos to cshROUT@ezcmx.com for warranty consideration

WARRANTY PROCESS:

- As soon as an issue comes up with the truck, call or email Connie Shrout @ 859-234-1100 ext 2283 or cshrout@ezcmx.com. Please be prepared with the truck body serial number.
- You will receive a warranty request form via email that will need to be completely filled out and emailed back to warranty @ cshrout@ezcmx.com. Also needing to be sent back is a picture of the failed part and a picture of the truck body serial number name plate.
- After speaking with warranty, they will put you in contact with the parts department at OSP to receive a quote, issue a PO, and get the replacement parts ordered.
- Once you receive the replacement parts and get them changed out, you will need to contact warranty again and let them know the failed part is ready for evaluation. You have 60 days to change out the failed part with the replacement part.
- Warranty will contact the vendor of the part to get an RMA and will then schedule the pick up for the failed part. Warranty will email you the shipping paperwork that needs to go with the part when the driver comes to get it.
- Warranty will then need to be emailed any invoices from OSP associated with the warranty claim, any repair bills that include labor or other parts used. We have a standard labor rate that is approved, if there will be a different fee, that needs to be agreed upon by service/warranty before the work is done, and a PO issued with the approved new labor rate.
- A warranty claim will be approved or denied based on the evaluation results from the vendor. If no parts needed to be evaluated, the claim will be approved or denied after all of the information and invoices/bills have been turned in to warranty.

PHONE: 502-584-3524

FAX: 502-584-7067

J. EDINGER & SON, INC.
1010 STORY AVENUE
LOUISVILLE, KY 40206
EST. 1867

August 26, 2022

Jim Dotson
Worldwide Truck Sales
Jim.Dotson@TheTruckPeople.com
RE: Lexington Fayette Urban Co Govt
Bid - 104-2022 CNG rear loaders

Jim,

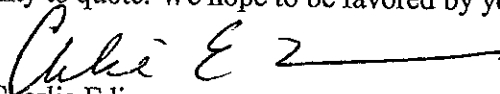
Our bid price for the 31 yard E-Z pack G400 Goliath rear loader with CNG package and the Lincoln Quick Lube System, and the Provision Backup System is \$184,968.00. The cost is F.O.B. Cynthiana. Delivery is approximately 90 days after receipt of chassis. The terms are maximum Net 5 days after the dealership has been paid. There are no exceptions.

The chassis dealer is responsible for the methane detector, safety triangle kit, and supplying a suitable chassis with proper CT dimension and clear frame to facilitate mounting without additional time and costs for factory installation. A detailed frame layout should be supplied to E-Z pack if an order is placed.

Literature and warranty information has been enclosed.

NOTE: Cost is Firm if order placed in next 60 days and chassis is available for install no later than second quarter of 2023. Beyond that new costing would apply.

Thank you for the opportunity to quote. We hope to be favored by your order


Charlie Edinger

TECHNICAL SPECIFICATION

LR 64R G



APPLICATION PACKAGES			WEIGHT (LB)	
			FRONT	REAR
MPK1UK	CHASSIS CONFIGURATION PACKAGE	Vertical BOC CNG/LNG Emission Unit, LH Battery Box, Omitted Fuel Tanks	0	0

CUSTOMER/VEHICLE INFO			WEIGHT (LB)		
			FRONT	REAR	
S	0029W2	CHASSIS (BASE MODEL)	LR 64R G DAYCAB	7,485	1,478
S	MP2001	CUSTOMER FLEET SIZE	DEALER FLEET WITH LESS THAN 25 VEHICLES IN OWN FLEET OF ANY VEHICLE BRAND	0	0
S	013001	TYPE OF SERVICE	COMMERCIAL	0	0
S	M98018	WARRANTY REGISTRATION LOCATION	USA - WARRANTY REGISTRATION LOCATION	0	0
	MBT03T	EMISSION WARRANTY CERTIFICATION	CARB + EPA Cummins Gas	0	0
S	5050B5	INITIAL REGISTRATION LOCATION	USA REGISTRATION	0	0
S	APPAA3	VEHICLE APPLICATION CLASS	CLASS B HIGHWAY-INNER CITY	0	0
	0050T5	VEHICLE USE & BODY/TRAILER TYPE	REFUSE AUTOMATIC SIDE LOADER TRUCK	0	0
S	032A39	TERRAIN GRADE	NORMAL HIGHWAY, STARTING GRADES<12%	0	0
S	033A10	LOADING SURFACE	CONCRETE LOADING AND / OR UNLOADING SURFACE	0	0
	0342A4	VEHICLE VOCATION	REFUSE / LANDFILL OPERATION	0	0

ENGINE/TRANSMISSIONS			WEIGHT (LB)		
			FRONT	REAR	
S	100300	ENGINE PACKAGE, COMBUSTION	L9N-G 320 CUMMINS-NZ 320HP @ 2000 RPM (PEAK) 2200 RPM (GOV), 1000 LB-FT, US'21	1,608	84
S	136206	TRANSMISSION	4500 RDS 6 SPEED ALLISON GEN 6 W/PROGNOSTICS, WITH PTO PROVISION	732	245

EXHAUST/EMISSIONS			WEIGHT (LB)		
			FRONT	REAR	
S	130AC7	EXHAUST	SINGLE VERTICAL RIGHT SIDE OUTBOARD MOUNTED STRAIGHT EXH STACK PLAIN END, SIDE OUTLET DIFFUSER	0	0
S	Q0AA1X	EXHAUST SYSTEM MATERIAL FINISH	W/O VERT EXH-BRIGHT FINISH	0	0
	78AC7X	EMISSION ON BOARD DIAG CONTROL	EMISSION OBD, DISPLAY ONLY, USA2018	0	0

ENGINE EQUIPMENT			WEIGHT (LB)		
			FRONT	REAR	
S	1250E5	AIR CLEANER	15" SINGLE ELEMENT, DRY TYPE, AIR RESTRICTION INDICATOR ON FILTER	0	0
S	H8XA1X	WINTERFRONT	FURNISH WINTER FRONT GRILLE COVER	0	0
S	113033	AIR COMPRESSOR/DRYER	WABCO 1800P AIR DRYER W/ CUMMINS TWIN (30.4 CFM) AIR COMPRESSOR	0	0
S	KOXA1X	AIR DRYER POSITION (CA)	AIR DRYER POSITION STANDARD	0	0
S	132AB9	ALTERNATOR	DELCO 12V 160A (28SI) BRUSH-TYPE	16	0
	316AA7	BATTERIES	(3) MACK 12V 1000/3000 CCA THREADED STUD TYPE	16	7
S	393AD9	BATTERY BOX - MOUNTING (x)	PERPENDICULAR TO FRAME 11" FROM NTOF (3 BATTERY MAX)	0	0
S	L5XA1X	BATTERY BOX COVER	MOLDED PLASTIC	0	0
	LLXC1X	EMERGENCY START CONNECTIONS	EMERGENCY START STUDS, BATTERY BOX MOUNTED	7	0

TECHNICAL SPECIFICATION (cont.)



				WEIGHT (LB)	
ENGINE EQUIPMENT		DESCRIPTION		FRONT	REAR
S	318AA3	BATTERY DISCONNECT SWITCH	FLAMING RIVER BIG SWITCH WIRED TO POSITIVE SIDE	0	0
S	NCXA5X	STARTER MOTOR	12 VOLT DELCO 39MT-MXT	31	0
S	118038	FAN DRIVE	HORTON FAN, "ON-OFF"	0	0
S	119AH9	COOLANT PROTECTION	ETHYLENE GLYCOL EXTENDED LIFE COOLANT (50/50 MIX DYED RED) TO -34DEG	0	0
	508AA1	COOLING PERFORMANCE	WITH AUXILIARY COOLING	80	-15
S	124AA2	HOSES - RADIATOR/HEATER	SILICONE RADIATOR AND HEATER HOSES	0	0
S	293AC1	FUEL-WATER SEPARATOR	CUMMINS CNG COALESCING FUEL FILTER, STANCHION MOUNTED ON FRAME	0	0
S	MCA09A	ENGINE HEATERS	CUMMINS BLOCK HEATER + W/O OIL PAN HEATER	0	0
S	4TBA1X	ENGINE BLOCK HEATER RECEPTACLE (CA)	ENGINE BLOCK HEATER RECEPTACLE, BASIC LOCATION	0	0
S	36AB1X	TETHER DEV PKG, CAPS & COVERS	PLASTIC COATED CABLE, MOUNTED FRONT OF EACH BATTERY BOX LENGTH TO ALLOW COVER TO SET ON GROUND	0	0

				WEIGHT (LB)	
CLUTCH/TRANS EQUIPMENT		DESCRIPTION		FRONT	REAR
	195AA9	DRIVELINE - MAIN	MERITOR 176 MXL "XTENDED LUBE" (PROPS-M)	16	16
S	204AA5	DRIVELINE - INTERAXLE	MERITOR 17 MXL "XTENDED LUBE"	0	0
S	76AA1X	PROPELLR SHAFT MAIN, UNVSL JNT	UNIVERSAL JOINT HALF-ROUND TYPE	0	0
S	8WAAAX	PROP SHAFT INTERAXL UNIV JOINT	HALF-ROUND UNIVERSAL JOINT	0	0
S	7RXAEX	LUBRICANTS, TRANSMISSION	TRANSYND SYNTHETIC LUBE FOR ALLISON TRANS	0	0
S	139AA6	TRANSMISSION OIL COOLER	REMOTE MOUNTED OIL COOLER FURNISH FOR ALLISON TRANSMISSION	0	0

				WEIGHT (LB)	
FRONT AXLE EQUIPMENT		DESCRIPTION		FRONT	REAR
S	240AA3	FRONT AXLE	20000# (9100 KG) MACK FXL20 WIDE PIVOT CENTER STRAIGHT SPINDLE/UNITIZED BEARINGS	0	0
S	244AB4	SPRINGS - FRONT	MACK TAPERLEAF 20000# (9100 KG) GROUND LOAD RATING, EQUAL BIAS	0	0
	CA 241041	FRONT AXLE BRAKES	MERITOR "S" CAM 16.5" X 7" Q-PLUS BRAKES	0	0
S	U0AA1X	FRONT BRAKE ADJ. MANUFACTURE	HALDEX - AUTOMATIC	0	0
S	V7AD1X	FRONT BRAKE CHAMBER MFG.	FRONT BRAKE CHAMBER MANUFACTURER, MGM	0	0
S	0KXA1X	HUB MATERIAL, FRONT	FERROUS	0	0
S	1KAA1X	SHOCK ABSORBER, FRONT	DOUBLE ACTING TYPE	20	0
S	245AA6	STEERING	M100P PLUS RIGHT SIDE ASSIST CYLINDER	142	0
S	2SAA1X	BUMP STOP, FRONT SUSPENSION	STATIC LOAD CUSHIONS	0	0

				WEIGHT (LB)	
REAR AXLE EQUIPMENT		DESCRIPTION		FRONT	REAR
	268AA9	REAR AXLE	46000# (20900kg) MACK S462R CAST DUCTILE HOUSING	0	1,614
S	8MAA1X	REAR AXLE CASING WIDTH	W/O WIDE TRACK AXLE	0	0
S	018AA6	CARRIER - REAR AXLE	CRDP150/151 AVAILABLE WITH OPTIONAL DRIVER CONTROLLED INTERWHEEL DIFFERENTIAL LOCKS, SEE 254 SYMBOL	0	0
	TAXAXX	REAR AXLE RATIO	5.66 RATIO	0	0
	1860K6	REAR SUSPENSION	SS46 MACK CAMELBACK MULTILEAF 46,000 lb, HEAVY DUTY	0	1,930
	402AA3	SPRINGS - ANTI-SWAY	SPRINGS, ANTI-SWAY	0	106

TECHNICAL SPECIFICATION (cont.)



			WEIGHT (LB)	
REAR AXLE EQUIPMENT	DESCRIPTION		FRONT	REAR
	XZXA1X	REAR SUSP. BEAM BUSHINGS	BRONZE	0 36
S	GWXABX	BOGIE SPREAD, REAR	50" AXLE SPACING (BOGIE WHEELBASE)	0 0
S	XYXB1X	TRANSVERSE TORQUE RODS, R SUSP	TRANSVERSE TORQUE ROD (REAR AXLE ONLY)	0 67
	253005	BRAKES - REAR	MERITOR - CAM 16.5"x8.0" Q+ (Total for QTY = 2)	0 0
S	U4XA1X	BRAKE, DRIVE, REAR	CAST IRON	0 0
S	U1AA1X	REAR BRAKE ADJ MANUFACTURE	HALDEX - AUTOMATIC	0 0
	V1AB1X	SPRING BRAKE CHAMBERS - SIZE	REAR SPRING BRAKE CHAMBERS 30/30 TYPE	0 0
	N5FAJX	BRAKE ORI REAR-MOST DRIVE AXLE	DRUM BRAKE CHAMBER ORIENTATION: High Mount - Rear of Axle - Chamber Down	0 0
S	300AB8	PARKING BRAKE CHAMBER	MGM TR3030LP3THD BRAKE CHAMBERS (Total for QTY = 2)	0 0
S	3GAA1X	BRAKE CHAMBER DIAPHRAGM MATERIAL (CA in PC28 only)	W/O BRAKE DIAPHRAGM OPTION	0 0
S	0LXI5X	HUB MATERIAL, DRIVE	IRON PRESET REAR HUB W/INTEGRATED SPINDLE NUT	0 0
S	3LAC1X	POWER DIVIDER LOCKOUT	POWER DIVIDER LOCKOUT, W/BUZZER & LIGHT	0 40
	7WXA1X	LUBRICANTS, REAR AXLE(s)	FACTORY OPTION LUBE - REAR AXLE 80W-90	0 0
S	698058	ANTILOCK BRAKE SYSTEM	BENDIX WITHOUT TRACTION CONTROL 4S4M	0 0

			WEIGHT (LB)	
FRAME EQUIPMENT/FUEL TANKS	DESCRIPTION		FRONT	REAR
	271246	WHEELBASE	246"	355 355
	374067	AF (OVERHANG)	67"	-17 106
	MCE0LE	FRAME RAILS & LINERS	9.5 x 82 x 340mm - (0.375" x 3.25" x 13.38")W/ Full Liner; RBM	3,122,400 LB-IN
S	A0XABX	FRONT FRAME LENGTH	FRONT FRAME LENGTH 1525MM	146 -19
S	281A1I	CROSSMEMBERS	STEEL 1/2" PL BOLTED BOC & INTERMDT 1/8" BELOW TOP OF RAIL	0 0
	9DEZ1X	AUX CROSSM. IN REAR OVERH TYPE	WITHOUT AUXILIARY CROSSMEMBER	0 0
S	Q5AA1X	REAR CROSSMEMBER OPTIONS	STEEL CLOSING REAR CROSSMEMBER	-11 60
S	4DXA6X	FRONT BUMPER	FLUSH-PAINTED STEEL	0 0
S	5EXF1X	GUARD	SKID PLATE UNDER BUMPER AND RADIATOR	128 -8
S	4EXD1X	TOWING DEVICE, FRONT	CENTER TOW CAPABILITY BASED ON BUMPER SELECTION	0 0
S	288AE9	FUEL TANK - LH	DELETE LH FUEL DIESEL TANK - FOR LOCAL COMPLETION & CERTIFICATION OF CNG SYSTEM	0 0
S	290AF4	FUEL TANK - RH	DELETE RH DIESEL TANK - FOR LOCAL COMPLETION & CERTIFICATION OF CNG SYSTEM	0 0
S	JHXH1X	FUEL HOSES, LIQUID	HIGH PRESSURE HOSES	0 0

			WEIGHT (LB)	
AIR/BRAKE	DESCRIPTION		FRONT	REAR
	UWXB1X	AIRTANK DRAIN VALVE	MANUAL DRAIN VALVES, WITH LANYARDS ON ALL TANKS	-2 0
	U2XA1X	AIRTANK MATERIAL	ALUMINUM AIR TANK PAINTED CHASSIS COLOR	-24 0
S	1JAAAX	PARKING BRAKE VALVE	SINGLE VALVE SYSTEM	0 0

			WEIGHT (LB)	
ELECTRICAL	DESCRIPTION		FRONT	REAR
S	5RXA8X	BACK-UP ALARM	PRECO, MODEL 1059	0 3
S	312006	ROOF & SIDE MARKER LIGHTS	TRUCKLIGHT TYPE ROOF MARKER for LR	0 0

TECHNICAL SPECIFICATION *(cont.)*



				WEIGHT (LB)	
ELECTRICAL		DESCRIPTION		FRONT	REAR
S	LJXB1X	HEADLAMP BULB TYPE	HEADLAMP BULB TYPE, LED	0	0
S	LSXH2X	DAYTIME RUNNING LIGHTS	ENGINE RUNNING ACTIVATED	0	0
S	M4XAAX	AUX. POWER OUTLET, INTERIOR (CA in PC28 only)	COMPUTER AND 2-WAY RADIO DEDICATED CIRCUIT	0	0
S	3BCB1X	FRONT & SIDE INDICATOR LMP TYP	FRONT AND SIDE DIRECTION IND & MARKER, LED TYPE	3	0

				WEIGHT (LB)	
TRAILER CONNECTIONS		DESCRIPTION		FRONT	REAR
S	4BAA1X	EXT. INDICATOR LMP, MAIN SWITCH (CA in PC28 only)	FURNISH ON OR NEAR BATTERY BOX (LIGHT ON IN RUN POSITION)	0	0

				WEIGHT (LB)	
PTO		DESCRIPTION		FRONT	REAR
	183AA2	CRANKSHAFT ADAPTER	1350 SERIES FLANGE (DOES NOT INCLUDE FRONT FRAME EXTENSION)	18	-2
S	189AJ9	TRANSMISSION MOUNTED PTO	PREP KIT FOR EXTENDED SHAFT PTO	0	0
	5XA1X	PTO TRANSMISSION MOUNTED ADM.	SINGLE PTO TRANSMISSION	0	0
S	L3XN1X	BODY BUILDER MODULE	ControlLink III BODY BUILDER EL PREP KIT, REFUSE, RP170 ELECT. INTERFACE (3 CON 54 PINS)	0	0

				WEIGHT (LB)	
SPECIALTY EQUIPMENT		DESCRIPTION		FRONT	REAR
S	MCVZ1X	PASSIVE SAFETY SYSTEM	WITHOUT PASSIVE SAFETY SYSTEM	0	0
S	8FXU1X	TRANSPORT ADAPTATION	UNIFORM LOAD NO ADAPTATION	0	0

				WEIGHT (LB)	
CAB INTERIOR (A THRU G)		DESCRIPTION		FRONT	REAR
	4AXB1X	CLIMATE UNIT	MACK INTEGRAL W/HEATER (COMBO HEATER/AIR CONDITIONER UNIT) W/R134a REFRIGERANT	93	0
S	173063	AIR CONDITIONING/HEATER	(LR) MANUAL CONTROL CLIMATE UNIT	0	0
S	1PAZ1X	SURVEILLANCE CAMERA OPTIONS (CA)	WITHOUT CAMERA	0	0
S	31XABX	FLOOR MATS	FLOOR MAT, RUBBER	0	0
S	V8DA1X	CARBON MONOXIDE DETECTION SYS	CARBON MONOXIDE DETECTION SYSTEM	0	0
S	Z8CA1X	FUEL LEAK DETECTOR	FUEL LEAK DETECTOR, GAS	0	0
S	E0AABX	GAUGE TRANSM. OIL TEMP	TRANSMISSION GAUGE AND TRANS. OIL HIGH TEMPERATURE LIGHT	0	0
S	198048	SPEEDOMETER &- GAUGES - UNIT(S) OF MEASURE	U.S. UNITS (PREDOMINANT)	0	0

				WEIGHT (LB)	
CAB INTERIOR (H THRU R)		DESCRIPTION		FRONT	REAR
S	20XA1X	KEY TYPES FOR DOORS	BASIC UNIQUE KEY	0	0
S	1740D4	AUDIO ACCOMMODATION	PREMIUM STEREO, AM/FM, MP3, WEATHER BAND, BLUETOOTH	0	0
S	73AD1X	ANTENNA - RADIO	RADIO ANTENNA, CH STYLE COWL MOUNTED ON LH SIDE	0	0
S	0LAA1X	AUDIO SHUTOFF	AUTO SHUTOFF FOR RADIO ENTERTAINMENT SYSTEM WHEN VEHICLE IS ENGAGED IN REVERSE	0	0
S	1WAA1X	POWER LEADS	POWER LEADS (5-WAY BINDING POSTS FOR CB RADIO) MOUNTED ON TOP OF DASH	0	0

TECHNICAL SPECIFICATION (cont.)



				WEIGHT (LB)		
CAB INTERIOR (S THRU Z)		DESCRIPTION	FRONT	REAR		
S	196096	SEAT - DRIVER'S	AIR-SEARS MID-BACK SEAT C-2 W/FABRIFORM CUSHIONS			
	4850F0	SEAT COVERING	FABRIFORM CLOTH, BLACK, DRIVER SEATS			
	5920D2	SEAT BELT(S)	LAP & SHOULDER BELTS FOR (2) DRIVER SEATS, TO BE ORANGE IN COLOR			
S	2WXAA	STEERING WHEEL	DIAMETER 450MM STEERING WHEEL, RUBBER GRIP V1			
	XRXB1X	STEERING WHEEL ADJUSTMENT	STEERING COLUMN, ADJUSTABLE TILT TELESCOPE			
S	NPXB1X	TURN SIGNALS	SELF CANCELLING TURN SIGNALS			
S	JQXAA	WASHER RESERVOIR POSITION	W/O WINDSHIELD WASHER OPTION			
S	T2AA1X	WINDSHIELD PROTECTOR	16	0		

				WEIGHT (LB)		
CAB EXTERIOR		DESCRIPTION	FRONT	REAR		
S	28XD1X	FRONT GRILLE	LR BLACK GRILLE WITH BLACK SURROUND			
	14400R	CAB	RH & LH SIT DOWN DRIVING POSITION, EXTENDED CAB VERSION			
	424007	CAB DOOR OPTIONS	LH & RH FRONT HINGED DOORS W/POWER WINDOWS BOTH SIDES			
S	2EXA1X	CAB TILT PUMP	LOCATED IN STD LOCATION			
S	Q2AA1X	CAB INSTEP VERSION	Cab Low Entry Step			
S	MCD01D	PASSENGER SIDE VISIBILITY OPTIONS	WITHOUT AUXILIARY WINDOW IN RH DOOR WITHOUT SIDE CLOSE VIEW MIRROR			
S	154AB0	HORN - AIR	(1) TWIN-UNDER CAB TRUMPET W/DUAL LANYARD CONTROL			
S	LXXD1X	HORN - ELECTRICAL	DUAL TONE			
S	MCL0FL	MIRRORS - LEFT SIDE EXTERIOR	LH BLACK AERO MIRROR ELECTRICAL OPERATED & HEATED, W/ HEATED SQUARE BLACK CLOSE VIEW			
S	MCR0CR	MIRRORS - RIGHT SIDE EXTERIOR	RH BLACK AERO MIRROR ELECTRICAL OPERATED & HEATED, W/ HEATED SQUARE BLACK CLOSE VIEW			

				WEIGHT (LB)		
WHEELS & TIRES		DESCRIPTION	FRONT	REAR		
	900AW4	TIRES BRAND/TYPE - FRONT	425/65R22.5 L MICHELIN XZY3 (22800 lbs) (Total for QTY = 2)			
CA	5313S1	WHEELS - FRONT	22.5x12.25 ACCURIDE BLACK POWDER COAT STEEL, 4.63" OFFSET, 5 HAND HOLE (Total for QTY = 2)			
S	FWT002	FRONT AXLE TIRE & WHEEL QUANTITY	TWO FRONT TIRES & WHEELS			
	901AZ9	TIRES BRAND/TYPE - REAR	12R22.5 H GOODYEAR G622 RSD (27120 lbs) (DRIVE ONLY) (Total for QTY = 8)			
CA	3464B6	WHEELS - REAR	22.5x8.25 ACCURIDE HEAVY DUTY BLACK POWDER COAT STEEL, 6.62" OFFSET, 2 HAND HOLE (Total for QTY = 8)			
S	RWT008	REAR AXLE TIRE & WHEEL QUANTITY	EIGHT REAR AXLE TIRES & WHEELS			
S	H1EB1X	DRIVE WHEEL STUDS	DRIVE WHEEL STUDS LONGER LENGTH			
S	15XABX	TIRE INFLATION VALVE	STANDARD VALVE STEMS AND CAPS			

				WEIGHT (LB)		
ENGINE ELECTRONICS		DESCRIPTION	FRONT	REAR		
S	WOXA1X	OIL PRESSURE, ENGINE SHUTDOWN	OIL PRESSURE, ENGINE SHUTDOWN			
S	WMXA1X	COOLANT TEMP, ENGINE SHUTDOWN	COOLANT TEMP, ENGINE SHUTDOWN			
S	K5XA2X	ENGINE PROTECTION SYSTEM	ENGINE PROTECTION (SHUTDOWN)			
S	X0AB0X	SMART IDLE ELEVATED IDLE RPM TIME	INCREASE 10 MINUTE MAXIMUM TIME			
S	M3CA1X	IDLE S/D ABS TAMPER CHECK	IDLE SHUTDOWN ABS TAMPER CHECK, ENABLED			

TECHNICAL SPECIFICATION (cont.)



ENGINE ELECTRONICS				WEIGHT (LB)	
			DESCRIPTION	FRONT	REAR
S	B1ACAX	IDLE S/D WARNING TIME	30 SEC IDLE S/D WARNING TIME	0	0
S	A8AALX	IDLE S/D IF WARM-UP TEMP	38C DEG (100F), WARM UP TEMP DELAY	0	0
S	A4AAEX	IDLE S/D WARM-UP TIMER	5 MIN. WARM UP TIME DELAY	0	0
S	A6AABX	IDLE S/D IF PTO ACTIVE	ENGINE IDLE SHUTDOWN TIME OVERRIDDEN IF PTO ACTIVE	0	0
S	B0AAAX	IDLE SHUTDOWN IF POWER > LIMIT	ENG IDLE SHUTDOWN TIME OVERRIDDEN IF TORQUE > THAN LIMIT	0	0
S	B3ABAX	EL HD THROTTLE,MAX ROAD SPEED	ELECTRONIC HAND THROTTLE, MAX ROAD SPEED, 16 KMH (10 MPH)	0	0
S	B6ACEX	EL HAND THROTTLE,MAX ENG SPEED	ELECTRONIC HAND THROTTLE, MAX ENGINE SPEED, 2100 RPM	0	0
S	B4ADAX	EL HAND THROTTLE,MIN ENG SPEED	ELECTRONIC HAND THROTTLE, MIN ENGINE SPEED, 700 RPM	0	0
S	B9AABX	EL HD THROTTLE,SPEED RAMP RATE	ELECTRONIC HAND THROTTLE, SPEED RAMP RATE, 100 RPM/SEC	0	0

TRANSMISSION ELECTRONICS				WEIGHT (LB)	
			DESCRIPTION	FRONT	REAR
S	7790Z9	TRANSMISSION ELECTRONICS PACKAGE	GENERAL REFUSE SERVICE (168) - LIMITED TO 2ND GEAR IN SECONDARY MODE (RH DRIVING POSITION)	0	0
	B1EB1X	TRANSM AUTO NEUTRAL ON P-BRAKE	ALLISON PARK BRAKE AUTO NEUTRAL-REQUIRES PARK BRAKE TO BE DISENGAGED PRIOR TO SELECTING A GEAR TO DR	0	0
	MAV0AV	TRANSMISSION ELECTRONIC SHIFTING PROPERTIES	FUELSENSE, FULL NEUTRAL AT STOP	0	0

VEHICLE ELECTRONICS				WEIGHT (LB)	
			DESCRIPTION	FRONT	REAR
S	JCXE6X	ROAD SPEED LIMITER SETTING	105 KM/H ROAD SPEED LIMITER(65 MPH)	0	0
S	Y3CC5X	PEDAL RSL SETTING	105 KM/H PEDAL ROAD SPEED LIMITER (65MPH)	0	0
S	JDXA1X	CRUISE CONTROL	CRUISE CONTROL	0	0
S	JFXLLX	CRUISE CONTROL, MAX SPEED	MAX CRUISE, 105 KPH (65 MPH)	0	0
S	E3AACX	CRUISE CONTROL MIN SPEED	MIN CRUISE, 32 KPH (20 MPH)	0	0
S	A4BAAX	DETECTION SPEED SENSR TMPRNG	DETECTION OF SPEED SENSOR TAMPERING, ENABLE	0	0
S	8RXAEX	ENG TORQUE LIMIT,SPEED SENSOR	ENG TORQUE LIMITED TO 50%, IF SPEED SENSOR TAMPER DETECTED	0	0
S	G5AAHX	ENGINE OVERSPEED,ALL COND, LOG	ENGINE OVERSPEED, ALL CONDITIONS, TIME LOG IF ABOVE 2200 RPM	0	0
S	G2AAGX	ENGINE OVERSPEED,FUELED, LOG	ENGINE OVERSPEED, FUELED, TIME LOG IF ABOVE 2100 RPM	0	0
S	G4AAUX	VEHICLE OVERSPEED,ALL COND,LOG	VEHICLE OVERSPEED,ALL COND, TIME LOG IF ABOVE 75MPH (121KMH)	0	0
S	G3AAPX	VEHICLE OVERSPEED, FUELED, LOG	VEHICLE OVERSPEED, FUELED, TIME LOG IF ABOVE 70MPH (113KMH)	0	0
S	G1AABX	ENGINE IDLE DELAY TO LOG	ENGINE IDLE DELAY TO START LOG, 2 MIN	0	0
S	W9A01X	PERIODIC TRIP LOG DAY OF MONTH	PERIODIC TRIP LOG, DAY 1 OF THE MONTH	0	0
S	X5AB1X	VEHICLE APP SERVICE INTERVALS	SERVICE INTERVALS, VOCATIONAL APPLICATION	0	0
S	W8BAAX	SERVICE ALERT	WITH SERVICE ALERT	0	0
S	W5A90X	MAINTENANCE DUE ALERT %	ACTIVATE ALERT AT 90% OF THE TIME/DISTANCE SETTING	0	0

PTO ELECTRONICS				WEIGHT (LB)	
			DESCRIPTION	FRONT	REAR
S	F3AAEX	PTO1 SINGLE SPEED CONTROL RPM.	PTO 1ST, SINGLE SPEED SETTING, 1000 RPM	0	0
S	F5AABX	PTO 1ST, MAX ROAD SPEED	1ST PTO, MAX ROAD SPEED, 10 MPH (16 KPH)	0	0
S	F6AABX	PTO 1ST, SPEED RAMP RATE	PTO 1ST, SPEED RAMP RATE 100 RPM/SEC	0	0

PRICELIST DATE
20220523

QUOTATION
WE2022000056C645

DATE
8/30/2022

PAGE
6 of 14

TECHNICAL SPECIFICATION (cont.)



				WEIGHT (LB)	
PTO ELECTRONICS		DESCRIPTION		FRONT	REAR
S	F7AAPX	PTO 1ST, MAX ENGINE SPEED	PTO 1ST, MAX ENGINE SPEED, 2100 RPM	0	0
S	F8AAGX	PTO 1ST, ROAD SPEED LIMIT	PTO 1ST, ROAD SPEED LIMIT, 97 KMH (60 MPH)	0	0
S	F9AABX	PTO 1ST, MINIMUM ENGINE SPEED	PTO 1ST, MINIMUM ENGINE SPEED, 600 RPM	0	0
S	H6AAEX	PTO 2ND, SINGLE SPEED SETTING	PTO 2ND, SINGLE SPEED SETTING, 1000 RPM	0	0
S	H0AABX	PTO 2ND, MAX ROAD SPEED	2ND PTO, MAX ROAD SPEED, 10 MPH (16 KPH)	0	0
S	G9AABX	PTO 2ND, SPEED RAMP RATE	PTO 2ND, SPEED RAMP RATE 100 RPM/SEC	0	0
S	H7AANX	PTO 2ND, MAX ENGINE SPEED	PTO 2ND, MAX ENGINE SPEED, 2100 RPM	0	0
S	H5AAGX	PTO 2ND, ROAD SPEED LIMIT	PTO 2ND, ROAD SPEED LIMIT, 97 KMH (60 MPH)	0	0
S	G8AABX	PTO 2ND, MINIMUM ENGINE SPEED	PTO 2ND, MINIMUM ENGINE SPEED, 600 RPM	0	0

				WEIGHT (LB)	
PAINT		DESCRIPTION		FRONT	REAR
S	950AA4	PAINT DESIGN	SINGLE COLOR	0	0
	924024	PAINT TYPE	METALLIC PAINT	0	0
	944BS4	PAINT COLOR - FIRST COLOR	BRIGHT BLUE METALLIC; P3585	0	0
S	945998	PAINT COLOR - SECOND COLOR	NO SECOND TRUCK COLOR PROVIDED; NO COLOR	0	0
S	946998	PAINT COLOR - THIRD COLOR	NO THIRD TRUCK COLOR PROVIDED; NO COLOR	0	0
S	MPB944	CAB COLOR	SAME AS FIRST COLOR - CAB	0	0
S	996AA3	PAINT - CAB PAINT SYSTEM	PAINT - CAB, URETHANE CLEAR COAT	0	0
	922001	CHASSIS RUNNING GEAR PROCESS CODE	CHASSIS PAINT PROCESS, STANDARD COLOR (MACK BLACK) 6ABZ1X	0	0
S	951AA6	CHASSIS RUNNING GEAR	MACK BLACK (URETHANE); P3036	0	0
S	958018	BUMPER	PAINT BUMPER SAME COLOR AS CHASSIS RUNNING GEAR	0	0
S	959019	FUEL TANK - ***NO INVENTED VARIANTS ALLOWED In the FUEL TANK PAINT FAMILY***	W/O OPTIONAL FUEL TANK PAINT	0	0
S	962032	HUBS & DRUMS-FRONT	SAME AS CHASSIS RUNNING GEAR	0	0
S	963033	HUBS & DRUMS-REAR	SAME AS CHASSIS RUNNING GEAR	0	0

				WEIGHT (LB)	
CALCULATED CODES - KAX		DESCRIPTION		FRONT	REAR
S	9JXA1X	PROPCALC SELECTION	YES, THE ORDER MUST BE CALCULATED	0	0
	AXXZ1X	AUX CROSSM. IN REAR OVERHANG	W/O OPTIONAL CROSSMEMBERS BEHIND REAR AXLE/BOGIE	25	-81

				WEIGHT (LB)	
BASE WARRANTY & PURCHASED COVERAGES		DESCRIPTION		FRONT	REAR
S	898003	VEHICLE WARRANTY TYPE	HEAVY DUTY WARRANTY CLASSIFICATION	0	0
S	M50030	BASIC CHASSIS COVERAGE	HEAVY DUTY STANDARD BASE COVERAGE 12 MONTHS/100,000 MILES (161,000 KM)	0	0
	M8303T	EMISSION - SURCHARGE	CARB + EPA Cummins Gas	0	0
S	M51041	ENGINE WARRANTY	CUMMINS ENGINES 8.9L (Contact Cummins for Standard Warranty and Extended Coverage Details)	0	0
S	M52032	EMISSION COMPONENT COVERAGE	CUMMINS ENGINES (Contact Cummins for Standard Warranty and Extended Coverage Details)	0	0
S	M540B4	TRANSMISSION WARRANTY	ALLISON TRANSMISSIONS (Contact Allison Transmission for standard warranty and extended coverage data)	0	0
S	M550G7	CARRIER & AXLE HOUSING WARRANTY	STANDARD MACK HEAVY DUTY COVERAGE 60 MONTHS / 500,000 (804,672 KM)	0	0

TECHNICAL SPECIFICATION *(cont.)*



BASE WARRANTY & PURCHASED COVERAGES			DESCRIPTION	WEIGHT (LB)	
				FRONT	REAR
S	M56026	AIR CONDITIONING WARRANTY	AIR CONDITIONING STANDARD COVERAGE (Sealed System Only) 12 MONTHS UNLIMITED MILEAGE	0	0
S	M57027	CHASSIS TOWING WARRANTY	STANDARD NORMAL / HEAVY DUTY CHASSIS TOWING 90 DAYS OR 5,000 MILES	0	0
S	M58038	ENGINE TOWING WARRANTY	CUMMINS ENGINES (Contact Cummins for Standard Warranty and Extended Coverage Details)	0	0
S	M78010	PREPAID API	WITHOUT PREPAID API	0	0

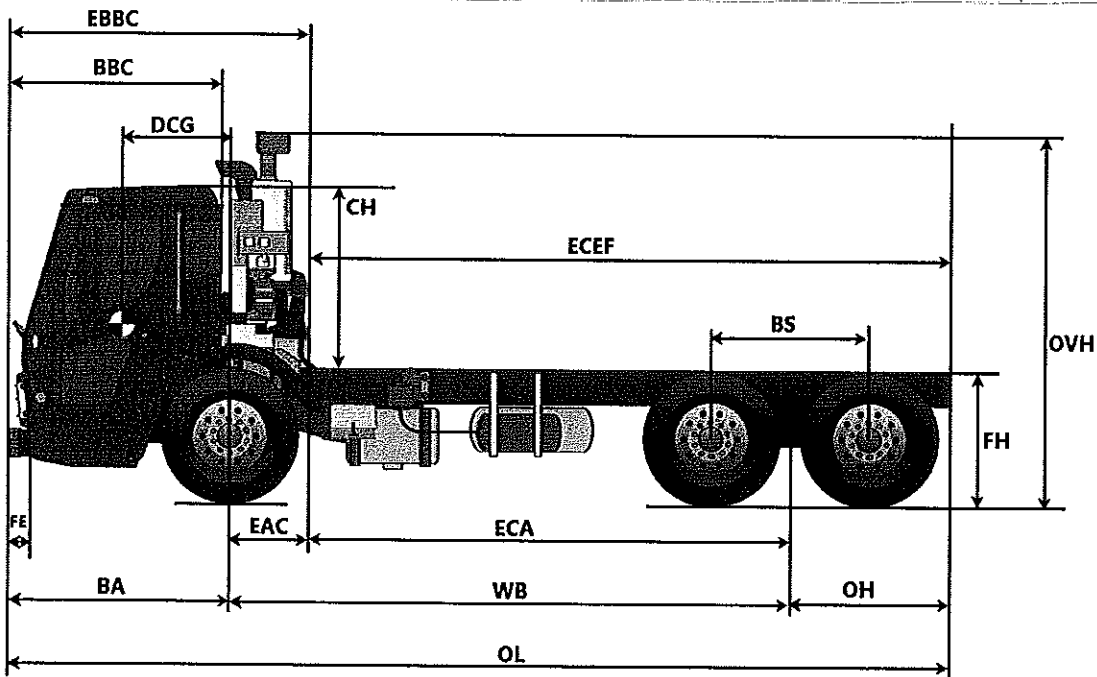
ADDITIONAL OPTIONS (Non Approved)			DESCRIPTION	WEIGHT (LB)	
				FRONT	REAR
CA	1442100	CAB	LH DRIVE RH SIT DOWN, EXTENDED CAB VERSION	0	0

ADDITIONAL ENGINEERING (Non Approved)			DESCRIPTION	WEIGHT (LB)	
				FRONT	REAR
CA	1			0	0

FRONT / REAR AXLE WEIGHTS (LB)	11526	7759
TOTAL WEIGHT (LB)	19284	

VEHICLE SPECIFICATION/CALCULATED PERFORMANCE SUMMARY

Description	Sales Code	Dwg Ref	Length	UOM
Front Frame Extension	N/A	FE	0.0	INCHES
Bumper to Front Axle	N/A	BA	69.9	INCHES
Wheelbase	N/A	WB	246.1	INCHES
Rear Overhang	N/A	OH	66.9	INCHES
Overall Length	N/A	OL	382.9	INCHES
Bumper to Back of Cab	N/A	BBC	64.6	INCHES
Eff. Bumper to Back of Cab	N/A	EBBC	94.6	INCHES
Eff. Cab to Rear Axle	N/A	ECA	221.3	INCHES
Eff. Front Axle to Back of Cab	N/A	EAC	24.7	INCHES
Eff. Cab to End of Frame	N/A	ECEF	288.3	INCHES
Unladen 5th Wheel Height	AAX29X	5W	0.0	INCHES
Unladen Frame Height	N/A	FH	44.1	INCHES
Cab Height	N/A	CH	56.1	INCHES
Overall Height	N/A	OVH	100.2	INCHES
Driver CG	N/A	DCG	13.8	INCHES
50" AXLE SPACING (BOGIE WHEELBASE)	GWXABX	BS	50.0	INCHES
Second Front Axle Spacing		SFAS	0.0	INCHES






This specification contains options which affect the accuracy of Top View and its calculations. An Image is NOT available due to the following selections:
6WAC1X

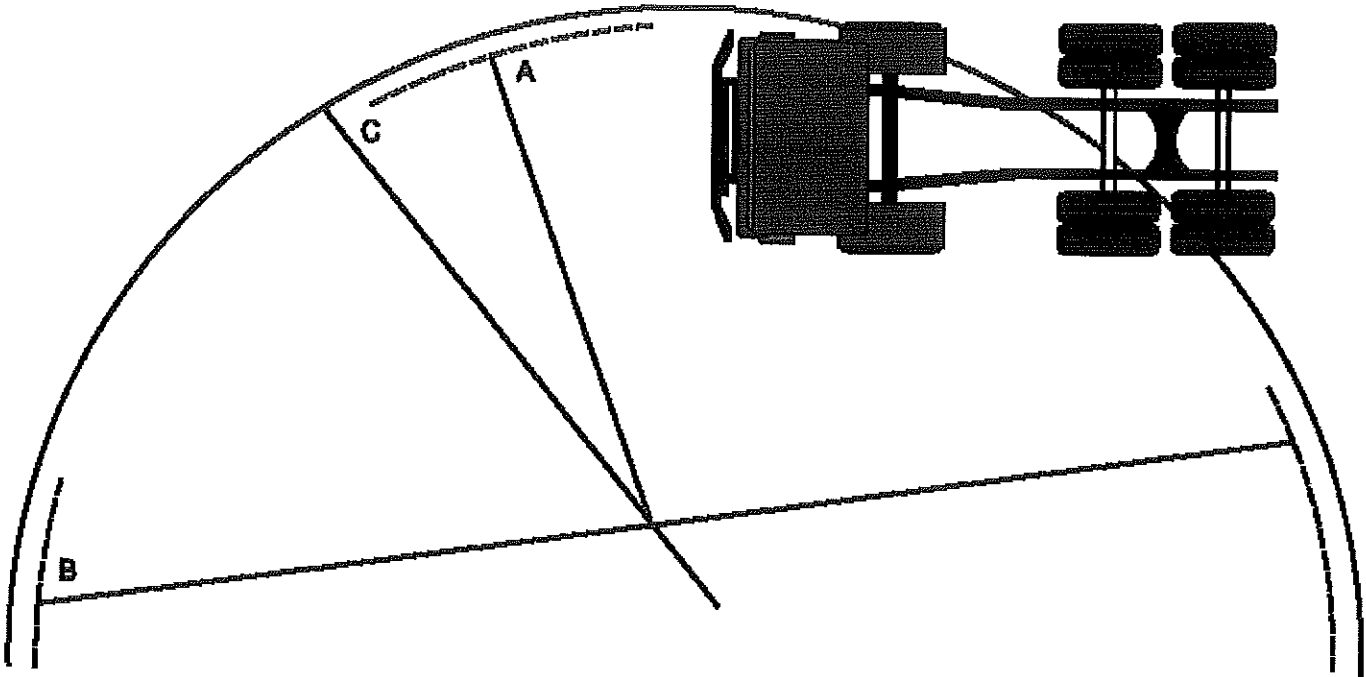
VEHICLE SPECIFICATION/CALCULATED PERFORMANCE SUMMARY

Description	Sales Code	Dwg Ref	Rear		UOM
			Unladen	Laden	
Requested Fifth Wheel Height	AAX29X		0.0	0.0	INCHES
Tire Radius	901AZ9	A	21.7	20.3	INCHES
Suspension Height	1860K6	B	11.7	8.7	INCHES
Frame Depth	YBXJ1X	C	10.8	10.8	INCHES
Closest Available Fifth Wheel Leg Height	N/A	D	0.0	0.0	INCHES
Total Height	N/A	E	44.1	39.8	INCHES



VEHICLE SPECIFICATION/CALCULATED PERFORMANCE SUMMARY

Description	Sales Code	Dwg Ref	Length	UOM
SAE Turning Radius	N/A	A*	42.3	FEET
Adjusted Turning Radius	N/A	A	46.8	FEET
Curb-to-Curb Diameter	N/A	B	95.0	FEET
Wall-to-Wall Diameter	N/A	C	107.1	FEET



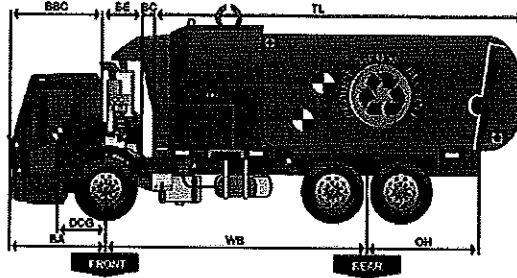
Tests have shown that the true location of the turning center is further to the rear than midway between drive axle sets (where applicable)

The actual location of the turning center depends on:

- Whether the drive tire equipment is single or dual.
- The overall load distribution for the vehicle (front/rear, between drive axles) in a loaded condition
- Manufacturing tolerances within the steering components

Inputs Required	Inputs	UOM
Driver Weight	201	LB
Total Body Length	16.4	FEET
Body Tare Weight	3501	LB
Front of Body to Body CG	96.0	INCHES
Additional Clearance from Back of Exhaust to Front of Body	6.0	INCHES

VEHICLE SPECIFICATION SUMMARY				
Description	Description	Dwg Ref	Length	UOM
Bumper to Front Axle	N/A	BA	69.9	INCHES
Wheelbase	N/A	WB	246.1	INCHES
Rear Overhang	N/A	OH	66.9	INCHES
Bumper to Back of Cab	N/A	BBC	64.6	INCHES
BOC Exhaust Space	DPFAB3	N/A	30.0	INCHES
Driver CG from Front Axle	N/A	DCG	13.8	INCHES
First Pusher Axle Spacing			0.0	INCHES



CALCULATED PERFORMANCE SUMMARY				
Tare Weights	Front Axle	Rear Axle (s)	Total	UOM
Chassis	11526	7759	19284	LB
Driver	190	12	201	LB
Fuel	0	0	0	LB
Body/Trailer	1698	1804	3501	LB
Total Tare	13413	9574	22986	LB
Payloads				
First Body Payload	20854	22162	43015	LB
Total - Lift Axles Down	34266	31735	66000	LB
GAWR	20000	46001	66000	LB



VEHICLE SPECIFICATION/CALCULATED PERFORMANCE SUMMARY

Sub Category	Sales Code	Sales Code Description	Value	UOM
Front Axle	240AA3	20000# (9100 KG) MACK FXL20 WIDE PIVOT CENTER STRAIGHT SPINDLE/UNITIZED BEARINGS	20000	LB
Front Suspension	244AB4	MACK TAPERLEAF 20000# (9100 KG) GROUND LOAD RATING, EQUAL BIAS	20000	LB
Front Tires	900AW4	425/65R22.5 L MICHELIN XZY3 (22800 lbs)	22801	LB
Front Wheels	5313S1	22.5x12.25 ACCURIDE BLACK POWDER COAT STEEL, 4.63" OFFSET, 5 HAND HOLE	22995	LB
		Front GAWR	20000	LB
Rear Axle	268AA9	46000# (20900kg) MACK S462R CAST DUCTILE HOUSING	46001	LB
Rear Suspension	1860K6	SS46 MACK CAMELBACK MULTILEAF 46,000 lb, HEAVY DUTY	46001	LB
Rear Tires	901AZ9	12R22.5 H GOODYEAR G622 RSD (27120 lbs) (DRIVE ONLY)	54241	LB
Rear Wheels	3464B6	22.5x8.25 ACCURIDE HEAVY DUTY BLACK POWDER COAT STEEL, 6.62" OFFSET, 2 HAND HOLE	64001	LB
		Rear GAWR	46001	LB
		Truck GVWR	66000	LB
		Gross Combination Weight Rating	0	LB
		Tax Value GVWR (USA FET Only)	66000	LB



Mack Trucks
www.macktrucks.com