

9. As evidence that the modular body meets the above strength criteria, the body shall be tested and certified to comply with AMD standard #001- "Static Load Test for Ambulance Body Structure." Specifically, the module body shall be tested with a roof load of 1.5 times the curb weight of the vehicle without sustaining any damaged, bent or torn materials, and with entry doors properly opening and closing during and after the load test.

DOES YOUR PROPOSAL COMPLY EXACTLY AS WRITTEN? Yes() No( )

10. Drip rails of extruded anodized aluminum shall be installed above all doors without the use of screws or other mechanical fasteners. Painted drip rails are not acceptable due to high potential for paint chipping. Drip rail cannot be part of the doorframe extrusion. It must be easily removable for replacement in case of damage.

DOES YOUR PROPOSAL COMPLY EXACTLY AS WRITTEN? Yes() No( )

#### **B. MODULAR BODY STRUCTURAL WARRANTY**

1. The manufacturer shall provide a twenty-five (25) year/unlimited mileage structural warranty on the modular body, exterior skin, sub-floor structure, exterior compartments, interior aluminum cabinets and squad bench structure. This warranty shall cover structural defects from electrolysis.

The warranty shall remain valid after module is transferred to a new chassis only if the original manufacturer of the vehicle performs such transfers. This warranty shall not cover exterior compartment doors, hinges, latches, electrical, lights, trim, paint or components that are covered under separate warranties. The module 25-year structural warranty shall be fully renewed for another 25 years if the original manufacturer accomplishes the remount onto a NEW chassis.

This warranty shall be transferable to a new owner if the vehicle is sold.

Due to a lack of a clear legal definition and potential consumer protection issues among the parties, absolutely no warranties defined as "Lifetime" or "Limited Lifetime" are acceptable. All Vendors must clearly state their warranty period in a manner reflecting a specific time period (i.e. months/years) and/or mileage. A copy of the actual warranty must be included with your proposal.

DOES YOUR PROPOSAL COMPLY EXACTLY AS WRITTEN? Yes() No( )

#### **C. MODULE DOORS**

1. All doorway openings shall be framed with high-strength 6063-T52-aluminum alloy extrusion. This shall be 2.125" x 1.375" x .125" thick with an integral solid rib .375" thick x .75" wide. Extrusion joints at the corners shall be fully welded forming a rigid frame around all doorway openings. The extrusion shall also provide a dual-compression-sealing surface for the door seals.

DOES YOUR PROPOSAL COMPLY EXACTLY AS WRITTEN? Yes() No( )

2. All module doors shall be constructed of a special extrusion frame with integral seal mounting provisions for double surface seal mounting and seal protection. There shall be a multi-ribbed solid core rubber seal. Due to the lack of structural integrity, hollow core seals are not acceptable. Seals mounted on the door opening shall not be permitted. The door opening area shall be completely free and clear so that when doors are open the hinges, latches, pins, door seal and door checks shall not protrude into the opening area. All module doors will have no exposed exterior seams when completed.

DOES YOUR PROPOSAL COMPLY EXACTLY AS WRITTEN? Yes() No( )

3. All hinges shall be stainless steel piano type, one side full swaged, .075" thick x 3" with .25" diameter stainless steel pin and 1" long hinge sections. Each hinge shall extend the full length of each door, and be securely fastened to the door and the module every 3" with an aluminum rivet. The use of threaded bolts or screws is unacceptable due to the likelihood of their coming loose or stripping. Hinges that have slots or elongated holes that require the user to constantly readjust the doors to compensate for sagging are not acceptable.

DOES YOUR PROPOSAL COMPLY EXACTLY AS WRITTEN? Yes(✓) No()

4. Each module door shall be equipped with a multi-ribbed solid core rubber seal. Due to a lack of structural integrity, hollow core seals are not acceptable. The seal shall be installed only on each door and shall run uninterrupted fully around the perimeter of each door with no breaks for latches, hinges, switches, etc. With the door closed, the seal shall be compressed between the door extrusion and the doorframe extrusion, forming a weather tight seal.

DOES YOUR PROPOSAL COMPLY EXACTLY AS WRITTEN? Yes(✓) No()

5. To assure proper sealing, the gap between the door extrusion and the doorframe shall be .125" nominally, and .188" maximum on the non-hinged three edges of each door.

DOES YOUR PROPOSAL COMPLY EXACTLY AS WRITTEN? Yes(✓) No()

6. Module exterior doors shall have key operating locks and shall be keyed alike (#1250) unless otherwise specified. A minimum of (6) keys shall be provided with the vehicle.

DOES YOUR PROPOSAL COMPLY EXACTLY AS WRITTEN? Yes(✓) No()

7. All module exterior compartment "primary" doors shall have #9000SS-SP locking "D" ring handles with EBERHARD-brand #206 "fire truck style" latches. This shall permit direct activation of the door latch via the handle. Any exterior compartment "secondary" door shall incorporate an interior release handle and automatic "slam latching" when the door is closed. The only exception to this shall be horizontally hinged wheelwell compartment doors (when specified) and the R4-2 battery storage compartment door (when specified), which shall use #52C slam latches.

DOES YOUR PROPOSAL COMPLY EXACTLY AS WRITTEN? Yes(✓) No()

8. A lock service access plate shall be provided on the inside of each exterior door. The access plate shall be .125" thick polished aluminum that is firmly attached but easily removable for routine lock lubrication. Latch installation that requires the removal of the inner door panel to access the latch is not acceptable. NO EXCEPTIONS.

DOES YOUR PROPOSAL COMPLY EXACTLY AS WRITTEN? Yes(✓) No()

9. All door handles shall have polished cast aluminum "D" ring door handle spacers installed between the door surface and the handle surface. All handles must have rubberized gaskets installed between the painted body surfaces and the handle components. All striker bolts must be recessed into the doorframes - No surface mounted striker bolts or Nader pins are permitted to protrude into the door opening that can snag equipment or injure a person removing items from a compartment.

DOES YOUR PROPOSAL COMPLY EXACTLY AS WRITTEN? Yes(✓) No()

10. Due to inherent design and maintenance issues, "paddle" style handles that can collect sand, ice, snow, etc. and/or rotary latching mechanisms utilizing rod or cable actuators are not an acceptable substitute and are not permitted.

DOES YOUR PROPOSAL COMPLY EXACTLY AS WRITTEN? Yes() No()

11. Entry door latches shall be operable from both inside and outside of module. Latches shall be lockable by key on the exterior and by twist knob on the interior. The door latch system shall be so mounted as not to project into the door open area.

DOES YOUR PROPOSAL COMPLY EXACTLY AS WRITTEN? Yes() No()

12. The left rear personnel door shall be secured in the closed position with dual EBERHARD-brand #206 slam latches. The right rear personnel door shall have an EBERHARD-brand #206 latch with Part #9000SS-SP locking "D" ring handle. This shall permit direct activation of the door latch via the handle.

DOES YOUR PROPOSAL COMPLY EXACTLY AS WRITTEN? Yes() No()

13. The side personnel door shall have an EBERHARD-brand #206 latch with a #9000SS-SP locking "D" ring handle. This shall permit direct activation of the door latch via the handle.

DOES YOUR PROPOSAL COMPLY EXACTLY AS WRITTEN? Yes() No()

14. Interior door handles shall be near flush folding to prevent accidental opening and comply with FMVSS #206.

DOES YOUR PROPOSAL COMPLY EXACTLY AS WRITTEN? Yes() No()

15. Each module entry door shall have .125" thick 5052-H32 marine grade aluminum exterior panel welded to the perimeter extrusion at least 1" every 8". Each door shall also have an interior panel constructed with .090" thick aluminum and coated with Zolotone paint. The interior panel of each door shall be secured with solid shank aluminum rivets to prevent loosening and installed in a manner to eliminate raw exposed edges. No threaded steel fasteners such as screws or bolts are permitted due to the potential for constant loosening, deformation, and electrolytic corrosion. The interior of each door shall be fully insulated with 2" thick polystyrene foam planking. The entire inside edge of the doorframe shall be sealed. The outer edge of the door exterior panel shall have a radius of .063" to enhance paint adhesion and minimize potential of chipping. Inner door panels covered with upholstery or vinyl are not acceptable due to the high potential for damage.

DOES YOUR PROPOSAL COMPLY EXACTLY AS WRITTEN? Yes() No()

16. Each module entry door shall be equipped with a .125" thick (minimum) reinforcement extrusion at the attachment point for the grab rail to prevent metal fatigue. An aluminum tapping plate measuring 1" x 3/4" x 3/4" thick shall be welded into the doorframe at the mounting point for the door hold open.

DOES YOUR PROPOSAL COMPLY EXACTLY AS WRITTEN? Yes() No()

17. There shall be one side entry door at the right front of the module with an opening size of 30"W x 71"H.

DOES YOUR PROPOSAL COMPLY EXACTLY AS WRITTEN? Yes() No()

18. Each compartment door (except when an exterior battery storage compartment and/or exterior electrical compartment is specified) shall be equipped with a Cleveland-style spring-loaded hold-open device that allows travel over 90 degrees. Gas shocks are not acceptable due to potential damage if pushed open beyond the stop and degraded performance in cold weather.

DOES YOUR PROPOSAL COMPLY EXACTLY AS WRITTEN? Yes() No()

19. The side entry door shall be constructed as described above, and equipped with a Cleveland spring-loaded door retainer that will hold the door in a 90-degree open position. A gas or hydraulic door retainer is not acceptable due to their tendency to fail if the door is pushed open beyond 90 degrees. A replaceable 2" wide nylon strap shall be attached at the bottom of the door and attached to the frame of the module to act as a "strain relief" to prevent overstress of the door hold-open and hinge. The strap shall incorporate metal eyelets on both ends and use threaded fasteners for attachment.

DOES YOUR PROPOSAL COMPLY EXACTLY AS WRITTEN? Yes() No()

20. Each rear entry door shall have two (2) CPI-brand "Grabbers" door hold open retainers. The retainers shall be located at both the top and bottom of each door to prevent damage to the doors – typical with a single door hold-open device. Gaskets must be installed behind each hold open device.

DOES YOUR PROPOSAL COMPLY EXACTLY AS WRITTEN? Yes() No()

21. Each rear entry door shall be equipped with a fixed privacy-tint with additional limo tint installed onto the safety glass window, 12" x 24" which complies with FMVSS #205.

DOES YOUR PROPOSAL COMPLY EXACTLY AS WRITTEN? Yes() No()

22. The side entry door shall be equipped with a fixed privacy-tint with additional limo tint installed onto the safety glass window, 18" x 24" which complies with FMVSS #205. This window shall be installed approximately 12" from the top of the door.

DOES YOUR PROPOSAL COMPLY EXACTLY AS WRITTEN? Yes() No()

23. The module entry door latches, hardware and hinges shall comply with FMVSS #206 and AMD Standard 002- "Body Door."

DOES YOUR PROPOSAL COMPLY EXACTLY AS WRITTEN? Yes() No()

25. A stainless steel threshold plate shall be provided at the rear personnel doors. This shall conform to the doorframe structure and the inner edges shall be sealed where the threshold meets the floor covering to prevent moisture from accumulation under the threshold plate. A replaceable 2" minimum anti-skid surface shall be incorporated across the full width of the threshold plate.

DOES YOUR PROPOSAL COMPLY EXACTLY AS WRITTEN? Yes() No()

#### **D. MODULE STONE GUARDS**

1. The front corners of the module shall be equipped with stone guards and constructed of diamond tread bright aluminum and secured to the module with Ultra-Grip rivets. The stone guards shall extend around the module at the forward and rear corners. All stone guards shall be the same height as the rear kick-plate. All edges of the stone guards shall be sealed with a flexible sealant to prevent accumulation of moisture/dirt between the body and stone guards.

DOES YOUR PROPOSAL COMPLY EXACTLY AS WRITTEN? Yes() No()

#### **E. RUB RAIL**

1. Rub rails shall extend the full length of the modular body on each side with tapered ends.

DOES YOUR PROPOSAL COMPLY EXACTLY AS WRITTEN? Yes() No()

2. The rub rails shall be .125" thick aluminum diamondplate formed into an "L" section with a 1" x 1" x .125" thick tubular aluminum beam welded inside the diamondplate "L" section for greater strength. Rub rails formed only from diamondplate are not acceptable due to a lack of impact resistance.

DOES YOUR PROPOSAL COMPLY EXACTLY AS WRITTEN? Yes() No()

3. The modular body shall have a 2" x 1.375" x .125" thick aluminum beam welded along the sides of the module to act as a side impact crash beam and support the rub rail. The side impact crash beam shall be welded to all possible vertical beams along the sides.

DOES YOUR PROPOSAL COMPLY EXACTLY AS WRITTEN? Yes() No()

4. The rub rails shall be secured to the module side beams with .25" diameter stainless steel bolts, nuts and lock washers; and be spaced .125" from the modular body with nylon spacers to allow water, cleaning solutions, road salt, etc. to drain from the body and permit easy rub rail replacement in case of an accident. NO EXCEPTIONS.

DOES YOUR PROPOSAL COMPLY EXACTLY AS WRITTEN? Yes() No()

#### F. MODULE FENDERS

1. The module shall be equipped with 5052-H32 marine grade aluminum inner fenders .063" thick, fully curved to the contour of the wheels, and MIG welded in place. Joints with the modular body shall also be sealed.

DOES YOUR PROPOSAL COMPLY EXACTLY AS WRITTEN? Yes() No()

2. The module wheel housing shall be so constructed that tire chains will have adequate clearance and afford easy tire removal.

DOES YOUR PROPOSAL COMPLY EXACTLY AS WRITTEN? Yes() No()

3. The rear wheel area shall be provided with heavy-duty rubber fenderettes.

DOES YOUR PROPOSAL COMPLY EXACTLY AS WRITTEN? Yes() No()

#### G. KICKPLATE

1. The module shall be equipped with a minimum .063" thick (minimum) heavy-duty bright aluminum diamondplate kickplate under the rear doors. The kickplate shall extend the full width of the rear wall from corner extrusion to corner extrusion. This kickplate is to be installed as an overlay utilizing Ultra-Grip rivets for easy replacement.

DOES YOUR PROPOSAL COMPLY EXACTLY AS WRITTEN? Yes() No()

2. A CPI-brand polished aluminum recessed tag frame with integral clear illumination light shall be installed on the rear of the module.

DOES YOUR PROPOSAL COMPLY EXACTLY AS WRITTEN? Yes() No()

#### H. MODULE MOUNTING

1. The module shall be mounted to the chassis by (10) 5/8" diameter grade 8 bolts attached to the chassis frame via an "outrigger" mounting platform system. The use of any other style of mounting system that requires wood/rubber block spacers (i.e. "U-bolt" mounting system) or other "direct contact" mounting

systems are prohibited since this will cause undue stress on the chassis frame rails and create a harsh ride. NO EXCEPTIONS.

DOES YOUR PROPOSAL COMPLY EXACTLY AS WRITTEN? Yes() No()

2. The module mounting points shall be reinforced with 3" wide by .75" thick 6061-T6 high strength aluminum alloy flat bar "sleeper rail" welded to the module floor frame. This will distribute the load and torsion evenly across the entire mounting surface of each lateral floor structure crossmember.

DOES YOUR PROPOSAL COMPLY EXACTLY AS WRITTEN? Yes() No()

3. There shall be a heavy-duty vibration absorbent elastomer bushing with steel inner sleeve installed between the module "sleeper rail" and each outrigger mounting point. These shall be fabricated in a manner to resist crushing and deformation.

DOES YOUR PROPOSAL COMPLY EXACTLY AS WRITTEN? Yes() No()

4. The module shall not be welded to the chassis at any point.

DOES YOUR PROPOSAL COMPLY EXACTLY AS WRITTEN? Yes() No()

#### I. MODULE REAR BUMPER/STEP

1. A heavy-duty combination rear bumper/step shall be provided at the rear of the module. The bumper/step shall extend across the rear of the modular body. The rear bumper/step shall be spaced 1.5" from the rear of the module and shall not be connected to the module at any point in order to protect the modular body from damage in the event of a minor accident. In no instance shall integral or add-on "tow eyes" be incorporated into the step assembly since the step assembly is not rated for chassis towing. Any towing must be performed via direct attachment to chassis frame components per QVM requirements. Seam-welded aluminum diamondplate boxes shall be installed on each end.

DOES YOUR PROPOSAL COMPLY EXACTLY AS WRITTEN? Yes() No()

2. The rear step/bumper shall be fully welded to provide maximum strength. The step/bumper shall be bolted via grade 8 plated bolts to the chassis frame and not fastened to the modular body in any way. Bumper assemblies that are welded to the chassis frame are not acceptable since they are difficult to replace and can cause damage to the chassis frame in an accident.

DOES YOUR PROPOSAL COMPLY EXACTLY AS WRITTEN? Yes() No()

3. The step/bumper frame shall be treated to be resistant to corrosion.

DOES YOUR PROPOSAL COMPLY EXACTLY AS WRITTEN? Yes() No()

4. A step shall be incorporated in the center portion of the bumper/step. The step opening shall be 48" wide and shall extend 10" behind the modular body.

DOES YOUR PROPOSAL COMPLY EXACTLY AS WRITTEN? Yes() No()

5. The step material shall be high strength, one-piece extruded aluminum with anti-skid teeth formed into the surface and machine stamped openings to prevent slipping and buildup of mud, ice or snow.

DOES YOUR PROPOSAL COMPLY EXACTLY AS WRITTEN? Yes() No()

6. The step shall be mounted on a full-length hinge, allowing the step to be lifted out of the way for easier cot loading and unloading.

DOES YOUR PROPOSAL COMPLY EXACTLY AS WRITTEN? Yes  No ( )

7. The top of the step shall be within 2" of midway between the ground and the patient compartment floor with the vehicle loaded with the rated payload.

DOES YOUR PROPOSAL COMPLY EXACTLY AS WRITTEN? Yes  No ( )

**J. MODULE SIDE STEP**

1. The side step shall be made of .125" thick (minimum) aluminum diamondplate, fully seam welded into place to form an integral component of the module. Step surface shall be completely flush for easy "sweep-out" cleaning. No lip is permitted. The first and second steps shall have Turtle Tile "Skid Resistant" mat installed, Char Gray in color with transitional edging.

DOES YOUR PROPOSAL COMPLY EXACTLY AS WRITTEN? Yes  No ( )

2. A door-activated clear light shall be installed in the right side lower wall of the side door stepwell. It shall be a flush-mounted 4" diameter sealed version with rubber mounting grommet (Truck-Lite LED or equal) that shall activate whenever side entry door is opened or bench dome lights are activated to illuminate at low intensity mode.

DOES YOUR PROPOSAL COMPLY EXACTLY AS WRITTEN? Yes  No ( )

3. A stainless steel threshold shall be provided above the stepwell. The inner edges shall be sealed where the threshold meets the floor covering to prevent moisture from accumulation under the threshold plate. A replaceable 2" minimum anti-skid surface shall be incorporated across the full width of the threshold plate.

DOES YOUR PROPOSAL COMPLY EXACTLY AS WRITTEN? Yes  No ( )

**K. MODULE TO CAB ACCESS**

1. The module shall be connected to the cab with an accordion-style elastomer seal that shall be attached with a minimum of (32) .25" diameter stainless steel bolts, washers, and lock nuts to flanges installed on the front of the module and back of cab. This shall be securely fastened in a manner that prevents leaking and allows for easy replacement. The back window of the chassis cab shall be replaced with permanently attached metal panels and finished (inside/outside) to compliment the adjacent surfaces.

DOES YOUR PROPOSAL COMPLY EXACTLY AS WRITTEN? Yes  No ( )

2. The front bulkhead partition shall be constructed of .125" (minimum) welded aluminum sheet with 2"x 2" x .125" thick aluminum tubing framework. Plywood partitions are not acceptable due to a lack of structural integrity.

DOES YOUR PROPOSAL COMPLY EXACTLY AS WRITTEN? Yes  No ( )

3. A walk-thru door shall be installed in the front bulkhead to allow access from the cab to the module. This door shall be a minimum of 24"W x 52"H with sliding track hardware. The door shall be able to be secured in the open and closed positions. The sliding track system shall not use any rollers, bearings, or similar moving parts to ensure a low maintenance rattle-free door. NO EXCEPTIONS.

DOES YOUR PROPOSAL COMPLY EXACTLY AS WRITTEN? Yes  No ( )

4. The door shall horizontally slide into a stowed position with a "pocket" behind the curbside interior cabinet (R4). The door shall be covered with plastic laminate on both sides and incorporate a Plexiglas viewing window with minimum dimensions of 12" x 16".

DOES YOUR PROPOSAL COMPLY EXACTLY AS WRITTEN? Yes(✓) No( )

5. Stainless steel fasteners will be used for all attachments.

DOES YOUR PROPOSAL COMPLY EXACTLY AS WRITTEN? Yes(✓) No( )

**IV. CAB/MODULE PAINT & LETTERING**

1. All holes for attachment of all exterior devices such as warning lights, door hinges, etc. must be coated with a protective coating to minimize the potential for any future paint adhesion problems. No hardware, handles, lights, fasteners, or other such items can be installed prior to painting. NO EXCEPTIONS.

DOES YOUR PROPOSAL COMPLY EXACTLY AS WRITTEN? Yes(✓) No( )

2. Manufacturer must have a valid paint application process control program in place and submit a copy of that document upon request. Manufacturer must submit valid documents with its bid response indicating that its firm is an authorized applicator of the paint system being provided and documents attesting to current certification of its painting specialists by the paint manufacturer must also be provided. These requirements are necessary to ensure adherence to quality control procedures.

DOES YOUR PROPOSAL COMPLY EXACTLY AS WRITTEN? Yes(✓) No( )

1. Purchaser requires a premium quality basecoat/clearcoat system with a low VOC polyurethane clearcoat for the module body. This process is required so the highest possible gloss will be provided. The basecoat provides superior color while the clearcoat provides superior appearance and luster retention characteristics when compared to other types of paint. In addition, the 3.5 VOC clearcoat achieves a smooth, hard, high gloss finish providing a higher resistance to chemical sprays, salt sprays, humidity, and temperature changes. Finally, this process best resists chipping. The final paint application shall be free of imperfections such as orange peel, streaking, or a dull finish.
2. Bidder shall have a valid paint application process control program in place and submit a copy of that document upon request.
3. Bidder shall maintain an outside paint audit system. The paint manufacturer shall provide regular onsite inspections of the Bidder's paint process to assure a consistent level of quality. Audit reports from these inspections shall be available to Purchaser upon request.
4. The entire exterior of the module shall be cleaned and prepared for painting according to the following minimum requirements. Any deviation in this process must be clearly explained in detail by Bidder.
  - Use a liquid cleaner to remove surface contaminants, grease and wax.
  - Clean all aluminum surfaces to be painted with a solvent cleaner.
  - Sand aluminum with 180 grit sandpaper followed by 320 grit sandpaper.
  - Apply two coats of Vinyl Wash Primer to .2 to .4 dry mils.
  - Apply two to three coats of Epoxy Primer 2 to 3 dry mils.
  - Sand cured Epoxy primer with 80 or 180 grit sandpaper as determined by the amount of body filler to be applied to each area of the module.
  - Apply body filler.
  - Sand cured body filler with 80 grit sandpaper followed by 180 grit sandpaper.
  - Apply three coats of Epoxy primer over cured body filler.
  - Apply sanding guide coat and sand epoxy primer. Finish sanding with 320 grit sandpaper.
5. The following paint application shall be followed:
  - Spray opacity card to determine the number of coats required to achieve opacity/coverage.
  - Apply Prism Basecoat as recommended to achieve opacity/coverage.



- Apply clearcoat to achieve 2 to 2.5 mils dry film build.
- Total dry film thickness shall be a minimum of 4.2 mils.
- After the finish has cured properly, DA sand with minimum 1200-grit sandpaper followed by 1500-grit sandpaper to remove surface imperfections.
- Power buff the paint finish to create a high gloss appearance.

DOES YOUR PROPOSAL COMPLY EXACTLY AS WRITTEN? Yes(✓) No( )

3. Module shall be painted Red to match the cab. Specific color codes will be identified upon the Pre-Construction meeting.

DOES YOUR PROPOSAL COMPLY EXACTLY AS WRITTEN? Yes(✓) No( )

4. A labeled container containing fresh paint of each color used on the vehicle shall be provided upon delivery as a "touch up" kit.

DOES YOUR PROPOSAL COMPLY EXACTLY AS WRITTEN? Yes(✓) No( )

5. There shall be a 4" wide reflective white stripe at the Beltline with 1" wide blue striping bordering both sides of the white stripe.

DOES YOUR PROPOSAL COMPLY EXACTLY AS WRITTEN? Yes(✓) No( )

6. A Chevron high reflective stripe layout shall be installed on the rear of the body (excluding the rear doors). The Chevron shall consist of two colors Red and Yellow. The Chevron stripe shall alternate at 12" intervals between Ruby Red and Lime/Yellow reflective striping.

DOES YOUR PROPOSAL COMPLY EXACTLY AS WRITTEN? Yes(✓) No( )

7. Lettering, numbering and graphics shall be supplied and installed to match the current fleet of Lexington Fire's fleet. Pictures will be provided upon request.

DOES YOUR PROPOSAL COMPLY EXACTLY AS WRITTEN? Yes(✓) No( )

8. A set of Lexington Fire Department logos will be supplied to the successful bidder and installed on each side of the modular body.

DOES YOUR PROPOSAL COMPLY EXACTLY AS WRITTEN? Yes(✓) No( )

9. Exterior compartments shall be coated in a multi-step process using a chrome etch primer; Gravitex, and Zolatone gray texturized paint for high chip resistance and durability.

DOES YOUR PROPOSAL COMPLY EXACTLY AS WRITTEN? Yes(✓) No( )

10. Corrosion is the probable cause of the majority of paint failures. In order to reduce the possibility of corrosion caused failures the following corrosion control procedures shall be followed utilizing specifically formulated chemical coatings designed to reduce the potential for electrolysis between dissimilar metals.

DOES YOUR PROPOSAL COMPLY EXACTLY AS WRITTEN? Yes(✓) No( )

- 12a. EXTERIOR LIGHTS: When attaching any light to the module or to the cab where a rubber gasket or insert is not used, apply coating to the mating surfaces to seal the light and the body surface. Sealing the

lights in this manner will prevent water and contaminants from creeping behind the light and into the body.

DOES YOUR PROPOSAL COMPLY EXACTLY AS WRITTEN? Yes() No( )

12b. FENDERETTES: Apply coating to the fastener openings.

DOES YOUR PROPOSAL COMPLY EXACTLY AS WRITTEN? Yes() No( )

12c. DIAMONDPLATE: When attaching any diamondplate to the module (stone guards, rear kick plate, fender well covers, etc.) apply coating to the back of the plate. This seals the plate to the module and provides a moisture barrier. Also apply coating to the fasteners used to attach the diamondplate.

DOES YOUR PROPOSAL COMPLY EXACTLY AS WRITTEN? Yes() No( )

12d. REAR BUMPER: apply coating between any aluminum and steel components that may come into contact with each other.

DOES YOUR PROPOSAL COMPLY EXACTLY AS WRITTEN? Yes() No( )

12e. HINGES: Apply the coating to both sides of all module exterior door hinges. Apply coating to each rivet before it is placed in the hole. Wipe excess sealant away after the rivet is set. After the door is attached to the module, inspect each area and apply additional coating to the door jambs and door edge to ensure adequate coverage.

DOES YOUR PROPOSAL COMPLY EXACTLY AS WRITTEN? Yes() No( )

12f. MISCELLANEOUS: Apply the coating on all fasteners that are exposed to the elements. Example: Spray the bolts that connect the running boards to the vehicle. Any time a screw or rivet is inserted into the module or cab, coat the fastener.

DOES YOUR PROPOSAL COMPLY EXACTLY AS WRITTEN? Yes() No( )

12g. RUB RAILS: Coat the screws and spacers.

DOES YOUR PROPOSAL COMPLY EXACTLY AS WRITTEN? Yes() No( )

12k. Where threaded steel fasteners (screws/bolts) are used to attach items to the painted exterior aluminum surfaces of the body, the use of "well nuts" is mandatory to reduce the proximity of dissimilar metal contact. Vendors must provide samples of products used upon demand.

DOES YOUR PROPOSAL COMPLY EXACTLY AS WRITTEN? Yes() No( )

## V. PAINT FINISH WARRANTY

1. The manufacturer shall provide a minimum 7-year/unlimited mileage paint warranty (materials and labor) for defects in materials and workmanship. Warranty shall take effect from the date of delivery to the original purchaser. Items to be covered will include:
  - Cracking, checking, peeling, or delamination of the topcoat or other layers of paint
  - Loss of gloss caused by cracking, checking, or hazing
  - Any paint finish failure caused by improperly applied finishes

The following minimum warranty schedule must be provided:

- 0-12 months- 100% coverage (including transportation for this time period)
- 13-48 months- 100% coverage
- 49-60 months- 50% coverage
- 61-84 months- 25% coverage

Any paint finish warranty that is prorated before the specified minimum time periods for the duration of the warranty schedule is not acceptable.

Due to a lack of a clear legal definition and potential consumer protection issues among the parties, absolutely no warranty defined as "Lifetime" or "Limited Lifetime" is acceptable. All Vendors must clearly state their warranty period in a manner reflecting a specific time period (i.e. months/years) and/or mileage. All limitations, exclusions, and warranty procedures shall be clearly indicated. A copy of the warranty must be included with your proposal.

DOES YOUR PROPOSAL COMPLY EXACTLY AS WRITTEN? Yes(✓) No( )

2. The manufacturer shall provide a minimum 3-year/unlimited mileage corrosion warranty (materials and labor) for the repair of paint deterioration caused by blisters or other film degradation. Warranty shall take effect from the date of delivery to the original purchaser.

The following minimum warranty schedule must be provided:

- 0-12 months- 100% coverage
- 13-24 months- 50% coverage
- 25-36 months- 25% coverage

Any corrosion warranty that is prorated before the specified minimum time periods for the duration of the warranty schedule is not acceptable.

Due to a lack of a clear legal definition and potential consumer protection issues among the parties, absolutely no warranty defined as "Lifetime" or "Limited Lifetime" is acceptable. All Vendors must clearly state their warranty period in a manner reflecting a specific time period (i.e. months/years) and/or mileage. All limitations, exclusions, and warranty procedures shall be clearly indicated. A copy of the warranty must be included with your proposal.

DOES YOUR PROPOSAL COMPLY EXACTLY AS WRITTEN? Yes(✓) No( )

## VI. EXTERIOR COMPARTMENTS

1. The module shall be equipped with (8) exterior compartments with dividers/shelving as indicated below. The arrangement and dimensions of each compartment have been developed for the specific needs of the Purchaser. Other alternative arrangements will not be considered. Sizes may be larger as long as the minimum size indicated is provided within the design parameters described below.

All exterior compartments must be constructed of .125" thick walls & .090" thick ceilings with an aluminum alloy of 5052-H32. All compartments shall be fully seam-welded and fully welded to the modular body structure. No mechanical fasteners will be allowed. No caulked seams or intermittent welding of seams will be allowed. The use of lesser thickness aluminum or the use of aluminum diamondplate to form the compartment walls or floor is not acceptable due to those products having less strength and therefore are subject to stress cracking.

DOES YOUR PROPOSAL COMPLY EXACTLY AS WRITTEN? Yes(✓) No( )

2. The exterior compartment door openings shall be framed with 2.125" x 1.375" x .125" thick 6063-T52 high strength aluminum extrusion with an integral lip .375" thick and extending .75". Each corner shall be continuously welded. The bottom of each compartment shall be flush with the bottom extrusion (Sweep-out style), enabling easy cleaning and removal of equipment.

DOES YOUR PROPOSAL COMPLY EXACTLY AS WRITTEN? Yes(✓) No( )

3. The exterior compartment doors shall have a fully welded .125" thick extrusion forming its perimeter. Corners shall be ground to form a .063" radius, blended smooth with extrusion. A one-piece solid core seal shall be attached to a recess in the door extrusion. Installation of the seal in the exterior compartment opening is unacceptable since it exposes the seal to damage from equipment being installed in or removed from the compartment.

DOES YOUR PROPOSAL COMPLY EXACTLY AS WRITTEN? Yes(✓) No( )

4. The door exterior panel shall be 5052-H32 marine grade aluminum, .125" thick. The panel shall be welded to the perimeter extrusion at least 1" every 8" to 10". The door interior panel shall be .063" thick (minimum) bright diamondplate aluminum and shall be secured with solid shank aluminum rivets to prevent loosening and installed in a manner to eliminate raw exposed edges. No threaded steel fasteners such as screws or bolts are permitted due to the potential for constant loosening, deformation, and electrolytic corrosion. The interior of each door shall be fully insulated with 2" thick polystyrene foam planking. An access panel shall be provided for servicing the latch.

DOES YOUR PROPOSAL COMPLY EXACTLY AS WRITTEN? Yes(✓) No( )

5. Each exterior compartment, shall be equipped with a LED wall-mounted 12 VDC light, which automatically illuminates when the compartment door is opened.

DOES YOUR PROPOSAL COMPLY EXACTLY AS WRITTEN? Yes(✓) No( )

6. All adjustable shelf tracks in the exterior compartments shall be Heavy-grade Aluminum UNISTRUT-brand mounting track. All UNISTRUT track shall be attached to the compartment walls via intermittent welding. No screws or rivets shall be used for attachment of the Uni-strut track to the compartment surfaces since these may weaken and separate under heavy loads. Kitchen shelf track or other similar lightweight household-grade shelf track is not acceptable.

DOES YOUR PROPOSAL COMPLY EXACTLY AS WRITTEN? Yes(✓) No( )

7. All exterior compartment floors and shelves shall have light gray Turtle Tile. The floors of each compartment shall include beveled edging on the turtle tile. The right front compartment inside/outside access compartment will have beveled edging on both the interior and exterior access sides.

DOES YOUR PROPOSAL COMPLY EXACTLY AS WRITTEN? Yes(✓) No( )

8. The left rear compartment (L1) shall be a nominal size of 42.875"H x 37.75"W x 22.75"D. This compartment shall have three (3) SCBA back pack brackets (Ziamatic Model #SC50H5SF with strap) for 30 minute bottles installed across the back wall. The brackets shall be positioned onto a mounting plate that is angled at each end of the compartment at an approximate 45 degree angle. The compartment shall have dual doors and shall have stamped louvers installed in the top and bottom of each door to allow for additional ventilation.

DOES YOUR PROPOSAL COMPLY EXACTLY AS WRITTEN? Yes(✓) No( )

9. There shall be a compartment over the left rear wheel well (L2). The compartment door shall act as a drawer with the body of the drawer being 8.875"H x 44.75"W x 22.75"D. The drawer shall slide out using 100% extension Grant slides. The drawer door shall have door seal around the edges.

DOES YOUR PROPOSAL COMPLY EXACTLY AS WRITTEN? Yes() No()

10. The left intermediate compartment (L3/2) shall be a nominal size of 39.875"H x 44.75"W x 22.75"D. This shall be used for miscellaneous storage and shall have one adjustable shelf. There shall be dual vertically hinged doors.

DOES YOUR PROPOSAL COMPLY EXACTLY AS WRITTEN? Yes() No()

11. Immediately above the L3/2 compartment shall be the L3/1 compartment, which shall house the electrical Power Distribution Panel and associated electrical components. This will allow easy troubleshooting and repair while keeping entry into the module by service personnel to a minimum. The compartment shall have a single vertically hinged access door. Shall have a nominal size of 44.5"H x 30.25"W x 7"D. NO EXCEPTIONS.

DOES YOUR PROPOSAL COMPLY EXACTLY AS WRITTEN? Yes() No()

12. The left front compartment (L4) shall be a nominal size of 86.75" H x 19.125"W x 22.75"D. This shall be used for the storage of the main oxygen cylinder. There shall be a single hinged door and shall have one adjustable shelf. The oxygen compartment shall be vented externally with a nine- (9) square inch vent consisting of machine-stamped louvers in the inner and outer door panels- no screw-on vents are permitted to minimize potential damage if struck. The oxygen cylinder will not be included. This compartment is deeper than the other exterior compartments to allow for ease of storage of the onboard stair chair.

DOES YOUR PROPOSAL COMPLY EXACTLY AS WRITTEN? Yes() No()

13. The right front compartment (R4) shall be a nominal size of 48"H x 21.5"W x 34.5"D. There shall be a single hinged door.

DOES YOUR PROPOSAL COMPLY EXACTLY AS WRITTEN? Yes() No()

14. The right front exterior compartment (R4) shall be accessible from inside the module through an open access area with a nominal size of 31.5"W x 28.5"H x 22.5"D. The R4 compartment shall have one adjustable shelf. The floor of the ALS cabinet shall extend out to the exterior door. A third battery shall be provided and installed on a slide out battery tray at the bottom section of the R4 compartment.

DOES YOUR PROPOSAL COMPLY EXACTLY AS WRITTEN? Yes() No()

15. Above the inside/outside right front compartment there shall be two inside access only storage cabinets. These cabinets shall have a hinged and key locking doors and shall have a nominal size of 25.5"H x 13.75"W x 22.5"D. The doors shall be fabricated with .75" x .75" x .125" thick welded tubular aluminum frame and .090" thick aluminum door panel coated with Zolotone paint. The upper left cabinet shall have three fully adjustable shelves and the upper right cabinet shall have one fully adjustable shelf. Both cabinets shall have a 120VAC outlet. There shall be a 2" hole cut into the upper back corner of the two cabinets with protective edging around the hole to allow for wire passage between the cabinets.

DOES YOUR PROPOSAL COMPLY EXACTLY AS WRITTEN? Yes() No()

16. The right rear compartment (R1) shall be a nominal size of 86.75"H x 14.25"W x 22.75"D. This compartment shall be used for vertical storage of backboards, scoop stretchers, and other patient immobilization devices. The compartment shall have aluminum UNISTRUT tracks horizontally-welded to the back wall and (2) adjustable .125" thick aluminum vertical dividers installed for backboard storage. The backboard compartment shall be constructed in a manner that normal length backboards standing "on end" cannot inadvertently fall-out of the compartment when the exterior access door is opened. Nylon runners, plastic matting, or similar item shall be installed on the floor of this compartment to eliminate noise and damage to the backboards. There shall be a single hinged door for this compartment. Install a 3/16" aluminum fixed shelf in the R1 12" up from the floor of the compartment.

DOES YOUR PROPOSAL COMPLY EXACTLY AS WRITTEN? Yes() No()

17. The right intermediate rear compartment (R2) shall be a nominal size of 18.875"H x 23.25"W x 22.75"D. There shall be a single hinged door. This compartment shall only be accessible from the exterior.

DOES YOUR PROPOSAL COMPLY EXACTLY AS WRITTEN? Yes() No()

18. A red reflector, at least seven (7) square inches in size, shall be installed on the interior surface of each module exterior door. Must be highly reflective DOT-approved tape designed for vehicle installation (Truck-Lite #98176 series or equal). Foam-backed glue-on or screw-style reflectors are not acceptable due to high potential for cracking, damage, loss, and deterioration.

DOES YOUR PROPOSAL COMPLY EXACTLY AS WRITTEN? Yes() No()

## VII. PATIENT COMPARTMENT

1. All hinged doors shall be fabricated with .75" x .75" x .125" thick welded tubular aluminum frame with either .25" thick polycarbonate or .090 aluminum panel coated with Zolotone paint. All outside door frame edges shall be covered with 1" x 1" polished aluminum edge trim. Doors shall be attached to the cabinet framework via the use of full-length stainless steel hinges. Intermittent hinges, household grade fasteners, or the use of regular steel hinges are not acceptable. **The Zolotone paint color shall be determined upon pre-construction.**

DOES YOUR PROPOSAL COMPLY EXACTLY AS WRITTEN? Yes() No()

2. The module shall have non-woven polyester batten mat insulation installed within all four walls and the ceiling. Different materials are not acceptable due to superior thermal and noise insulative qualities provided by this product. Fiberglass products are not acceptable due to the potential for airborne particles.

DOES YOUR PROPOSAL COMPLY EXACTLY AS WRITTEN? Yes() No()

3. The insulation shall be fire retardant, non-absorbent, non-settling, non-hygroscopic, mildew, bacteria, and vermin proof. Sound levels shall comply with AMD Standard #006- "Sound Level Test Code for Ambulance Compartment Interiors."

DOES YOUR PROPOSAL COMPLY EXACTLY AS WRITTEN? Yes() No()

4. The module interior ceiling shall be .063" thick aluminum painted with white rock guard type paint for maximum light reflectivity. Plastic, wood panel, fiberglass, or similar product ceiling surfaces are not permitted due to their lack of structural integrity. NO EXCEPTIONS.

DOES YOUR PROPOSAL COMPLY EXACTLY AS WRITTEN? Yes() No()

5. The module interior walls shall be .090" thick aluminum panels permanently installed. The interior of the ambulance body shall be coated with Zolotone paint with speckles. **NO EXCEPTIONS. The Zolotone paint color shall be determined upon pre-construction.**

DOES YOUR PROPOSAL COMPLY EXACTLY AS WRITTEN? Yes() No()

6. Two (2) 2" x 1" x .125" thick 6063-T52 high strength aluminum alloy tubular extrusions shall extend the entire centerline length of the module creating a full-length total access channel for installation of the main wiring harness and to also provide access to the inner roof surface for antenna cables and antenna bases. Extrusions shall be fully welded to each roof bow, adding strength to the roof structure.

DOES YOUR PROPOSAL COMPLY EXACTLY AS WRITTEN? Yes() No()

**A. CABINETS:**

1. All cabinets shall have aluminum walls fabricated from a combination of welded panels that are a minimum thickness of .063" and .090". The use of wood or plastic in the fabrication of these cabinets is prohibited due to inherent lack of structural integrity and excess weight.

DOES YOUR PROPOSAL COMPLY EXACTLY AS WRITTEN? Yes() No()

2. Module interior cabinets shall be fabricated from a combination of 1" x 1" and 1" x 2" welded aluminum tubing. Cabinets formed only from bending sheet aluminum are not acceptable due to stress cracking.

DOES YOUR PROPOSAL COMPLY EXACTLY AS WRITTEN? Yes() No()

3. All finished cabinetry shall be sealed and completely finished with Zolotone type paint.

DOES YOUR PROPOSAL COMPLY EXACTLY AS WRITTEN? Yes() No()

4. Framing for all interior cabinetry shall be welded to form a crash stable "cage" to support each cabinet opening.

DOES YOUR PROPOSAL COMPLY EXACTLY AS WRITTEN? Yes() No()

5. All interior cabinets shall be welded to the structural framework components of the module, thus making the cabinets an integral part of the module to resist tearing loose under severe conditions. Cabinets that are bolted, screwed or otherwise similarly attached to the module framework are prohibited since the cabinet structure will fail at the attachment points when subjected to severe stresses.

DOES YOUR PROPOSAL COMPLY EXACTLY AS WRITTEN? Yes() No()

6. Locations and dimensions of the interior cabinets shall be in accordance with the minimums described below. Alternative arrangements and different sizes less than the minimum described are not acceptable.

DOES YOUR PROPOSAL COMPLY EXACTLY AS WRITTEN? Yes() No()

7. All sliding polycarbonate doors shall slide in felt lined aluminum tracks and shall be rattle free and constructed in a manner that prevents inadvertent movement.

DOES YOUR PROPOSAL COMPLY EXACTLY AS WRITTEN? Yes() No()

8. All polycarbonate used in the interior cabinet doors (sliding/hinged) shall be a minimum of .25" thick.

DOES YOUR PROPOSAL COMPLY EXACTLY AS WRITTEN? Yes() No( )

9. The color of the polycarbonate shall be CLEAR.

DOES YOUR PROPOSAL COMPLY EXACTLY AS WRITTEN? Yes() No( )

10. All sliding polycarbonate doors shall be equipped with full-length satin finish extruded aluminum handles. The aluminum handles shall be secured onto the polycarbonate with high bond adhesive and a set of small bolts at the top and bottom of each handle.

DOES YOUR PROPOSAL COMPLY EXACTLY AS WRITTEN? Yes() No( )

11. There shall be no cabinet located above the walk-thru area to allow for maximum ease of passage through the walk-through doorway.

DOES YOUR PROPOSAL COMPLY EXACTLY AS WRITTEN? Yes() No( )

12. All interior cabinet door latches shall be of a flush-design and incorporate a quick-release/slam-shut style that permits quick opening with gloved hands. Latches shall be fabricated from polished stainless steel. No plastic or plated metal latches are acceptable since they lack durability and do not withstand repeated decontamination over time. Latches that protrude above the exterior face of the door are not permitted since they can cause personal injury.

DOES YOUR PROPOSAL COMPLY EXACTLY AS WRITTEN? Yes() No( )

13. Adjustable shelving for interior cabinets shall be fabricated of .090" thick 5052-H32 marine grade aluminum with a formed 1" high lip on the front and the rear. Shelf shall be prepared and painted to match the cabinet finish. No wood or plastic shelves will be acceptable.

DOES YOUR PROPOSAL COMPLY EXACTLY AS WRITTEN? Yes() No( )

14. Shelving shall be held in place with UNISTRUT-brand aluminum mini-track that has been welded to the surface of the aluminum walls of the cabinet- no riveting or screws permitted due to the potential for loosening/failure. Shelving shall be attached via spring-style fasteners specifically designed for use with UNISTRUT-brand. NO EXCEPTIONS.

DOES YOUR PROPOSAL COMPLY EXACTLY AS WRITTEN? Yes() No( )

15. All interior aluminum shelving shall have reversible lips and the lip edges shall be covered by color-coordinated push-on plastic protective edging (TRIMLOCK-brand or equal).

DOES YOUR PROPOSAL COMPLY EXACTLY AS WRITTEN? Yes() No( )

16. The countertops in the action area(s) shall be fabricated from high-density solid acrylic material (WILSONART GIBRALTAR-brand or equal) incorporating "seamless" integral lips creating a "recessed" work surface. The countertops must overlap cabinet edge seams on which they are installed to minimize the potential for entry of body fluids. Molded plastic or flush edge countertops are not acceptable. A Zoll X-Series defibrillator mounting system, shall be affixed to the countertop.

DOES YOUR PROPOSAL COMPLY EXACTLY AS WRITTEN? Yes() No( )



17. There shall be a large cabinet installed over the action area countertop with a nominal size of 16"H x 44.125"W x 16.75"D. This cabinet shall have one (1) full width adjustable .090" thick aluminum shelves installed. The cabinet shall have a fixed vertical divider in the middle of the cabinet with a shelf on each side. Sliding polycarbonate doors shall be installed in a Restocking frame.

DOES YOUR PROPOSAL COMPLY EXACTLY AS WRITTEN? Yes() No()

18. A hinged clear polycarbonate access window to allow full access for the operation of the main oxygen tank valve and viewing of gauges from the EMT seat will be installed.

DOES YOUR PROPOSAL COMPLY EXACTLY AS WRITTEN? Yes() No()

19. There shall be a large cabinet installed aft of the CPR seat over the aft action area. This shall have a nominal size of 20"H x 40"W x 21.75"D and shall have sliding polycarbonate sliders with a horizontally hinged restocking door. This cabinet shall have one (1) full-width adjustable .90" thick aluminum shelves installed. There shall be a fixed vertical divider located in the center of the cabinet between the two shelves.

DOES YOUR PROPOSAL COMPLY EXACTLY AS WRITTEN? Yes() No()

20. Immediately behind the attendant seat shall be a large cabinet. The cabinet shall be used for miscellaneous storage with three (3) fully adjustable shelves and a single door having a nominal size of 66"H x 13.5"W x 16.75"D. The door shall be vertically hinged and open toward the walk-thru area. The door shall have vents installed to permit adequate airflow.

DOES YOUR PROPOSAL COMPLY EXACTLY AS WRITTEN? Yes() No()

21. A large cabinet located at the aft side of the CPR seat shall face toward the front of the body and shall be open storage (No Doors). The cabinet shall have one (1) fully adjustable shelf. The cabinet shall be 20"H x 22.75"W x 11"D.

DOES YOUR PROPOSAL COMPLY EXACTLY AS WRITTEN? Yes() No()

22. A large cabinet located directly above the left rear (L1) compartment shall be 18.25"H x 21.75"W x 21.75"D. The cabinet shall have sliding Polycarbonate doors located in a restocking frame. The restocking frame shall hinge down. The cabinet shall have one fully adjustable shelf.

DOES YOUR PROPOSAL COMPLY EXACTLY AS WRITTEN? Yes() No()

23. A large cabinet located over the curbside squad bench 7.625"H x 62"W x 11.375"D with sliding polycarbonate doors. There shall be a fixed vertical divider located in the center of the cabinet and shall be one (1) 120vac outlet installed in this cabinet.

DOES YOUR PROPOSAL COMPLY EXACTLY AS WRITTEN? Yes() No()

24. There shall be two large cabinets located at the foot of the squad bench of equal size 19"H x 17.75"W x 9"D. Each cabinet shall have a vertically hinged (toward the rear) polycarbonate door with one shelf in each cabinet.

DOES YOUR PROPOSAL COMPLY EXACTLY AS WRITTEN? Yes() No()

25. A set of sliding drawers fabricated from aluminum and located on the interior streetside wall below the action area countertop approximately 4"H x 12.875"W x 17.75"D each shall be provided with separately keyed locks.

DOES YOUR PROPOSAL COMPLY EXACTLY AS WRITTEN? Yes() No( )

**B. MISCELLANEOUS:**

1. Both the module and the cab shall have conspicuously displayed "No Smoking-Oxygen Present" warning decals. Text and dimensions of signs must comply with current "KKK" specifications.

DOES YOUR PROPOSAL COMPLY EXACTLY AS WRITTEN? Yes() No( )

2. A completed label attesting that the vehicle is designed, built and certified to the most current version of KKK-A-1822 specifications shall be installed in the Left front compartment on a permanently mounted aluminum plate installed on the inner face of the compartment door. A certified weight ticket indicating finished weight of the completed vehicle will also be provided at time of delivery. Must meet AMD Standard #013- "Weight Distribution."

DOES YOUR PROPOSAL COMPLY EXACTLY AS WRITTEN? Yes() No( )

3. A permanent style label stating "Diesel Fuel Only" shall be installed over the fuel fill opening.

DOES YOUR PROPOSAL COMPLY EXACTLY AS WRITTEN? Yes() No( )

**C. BIO-HAZARD/TRASH**

1. There shall be a recess well located at the head of the squad bench and at the aft section of the CPR seat to store the Lexington provided sharps container (#BD5489, 6.9Qt.). The well (at the squad bench area) shall be accessed via the squad bench lid and via an access door aft of the CPR seat. The lids shall have an access hole located in it to allow for easy disposal of sharps material into the containers. Lexington Fire will provide a sample container for the use of the successful bidder.

DOES YOUR PROPOSAL COMPLY EXACTLY AS WRITTEN? Yes() No( )

**D. SEATING/UPHOLSTERY**

1. A Wise-brand Captain-style high-back seat with contoured headrest and built in child safety seat with five point restraining harness shall be provided for the attendant at the head of the primary patient's stretcher. The seat shall be adjustable fore and aft a minimum of 6". Slab style cushions shall not be acceptable for seat backrest or seat base cushion. Vinyl color must match the rest of the patient compartment upholstery. NO EXCEPTIONS.

DOES YOUR PROPOSAL COMPLY EXACTLY AS WRITTEN? Yes() No( )

2. This seat shall be equipped with a 6-point harness.

DOES YOUR PROPOSAL COMPLY EXACTLY AS WRITTEN? Yes() No( )

3. The attendant's seat support structure shall be a Wise brand swivel seat base. The seat base shall be directly attached using high-strength steel fasteners threaded into bar stock welded to the floor structural framework. No wooden seat bases, non-FMVSS compliant swivel seat bases, or bolt-thru style seat base installations are acceptable.

DOES YOUR PROPOSAL COMPLY EXACTLY AS WRITTEN? Yes() No( )

4. There shall be a squad bench on the right side of the vehicle with a nominal 3" thick foam-padded seat and a full-length nominal 3" foam-padded backrest. The squad bench shall have a single squad bench

lid with a full-length stainless steel piano type hinge with ¼" diameter stainless steel pin. The squad bench lid edges shall be protected with an aluminum edge trim. Full-length squad bench storage shall be provided 9.75"H x 60W x 20"D that is finished in the same manner as the interior medical supply cabinets. Each squad bench lid shall be held closed with a quick release slam type latch incorporating flush "paddle style" handles in the lower face of the squad bench. The squad bench lid shall be held open by a gas-filled hold-open device. No mechanical or ratchet style hold-open devices are acceptable.

DOES YOUR PROPOSAL COMPLY EXACTLY AS WRITTEN? Yes() No()

5. The squad bench platform shall be sturdily constructed of 1" x 2" x .125", 1" x 1" x .125", and .75" x .75" x .125" thick welded aluminum extrusion, securely welded to the module. The exterior of the squad bench platform shall be covered with .125" thick aluminum sheet, welded to the tubular squad bench frame. The top and corners of the squad bench base shall be protected with polished aluminum trim to reduce damage from the cot striking the squad bench base.

DOES YOUR PROPOSAL COMPLY EXACTLY AS WRITTEN? Yes() No()

6. The squad bench backrest shall be held in place with five (5) mounting brackets, making the backrest easily removable for cleaning.

DOES YOUR PROPOSAL COMPLY EXACTLY AS WRITTEN? Yes() No()

7. Two complete sets of 6-point harnesses shall be provided for the squad bench for two (2)-seated passengers. Three restraint straps shall also be installed for one supine patient in a manner that fully complies with the most current version of KKK-A-1822 requirements. Sheathed retractors are to be mounted between the seat cushion and the curbside wall of the module to prevent tangling and soiling of seat belts.

DOES YOUR PROPOSAL COMPLY EXACTLY AS WRITTEN? Yes() No()

8. A streetside CPR seat shall be installed with nominal 3" foam seat and backrest cushions. The seat shall be a minimum of 34" wide before installation of the padding (no smaller will be acceptable) and incorporate a fold-down upper backrest that forms a recessed countertop when the seat is not required. The fold-down backrest position will create a "well" so heavy items such as defibrillators, drug kits, and ventilators can be placed in this area without "sliding" when the vehicle brakes are applied. Cabinetry adjacent to the CPR seat will have rounded corners and heavy upholstered padding to protect occupant's head and torso from injury. This seat shall be equipped with 6-point harness.

DOES YOUR PROPOSAL COMPLY EXACTLY AS WRITTEN? Yes() No()

9. There shall be removable covers with padded vinyl positioned over the ceiling centerline wiring trough, concealing the wiring channel, but allowing easy access to wiring and antenna cables.

DOES YOUR PROPOSAL COMPLY EXACTLY AS WRITTEN? Yes() No()

10. Rear door, right side door, and walk-thru openings shall be padded overhead with vinyl covered foam padding for protection of personnel. All interior corners to be fully rounded and padded. The protective head knocker located above the streetside entry door shall incorporate storage for a minimum of three glove boxes (Lexington Fire will provide sample boxes to the successful bidder). The glove box storage area shall have a polycarbonate access door with slotted holes cut into it to align with the glove box access holes. The polycarbonate door shall have a stainless steel door latch to keep it closed in the event of impact or abnormal road conditions.

DOES YOUR PROPOSAL COMPLY EXACTLY AS WRITTEN? Yes() No()

11. There shall be removable covers with padded vinyl positioned over the ceiling centerline wiring trough, concealing the wiring channel, but allowing easy access to wiring and antenna cables.

DOES YOUR PROPOSAL COMPLY EXACTLY AS WRITTEN? Yes() No()

12. Color-coordinated plastic caps shall be installed over all exposed fasteners used to install the upholstery anywhere in the patient compartment. NO EXCEPTIONS.

DOES YOUR PROPOSAL COMPLY EXACTLY AS WRITTEN? Yes() No()

13. All upholstery shall be fabricated using heavy-duty automotive grade vinyl with a minimum rating of 32 oz. and comply with FMVSS #302. All cushions, backrests, etc. shall be fabricated using high-density foam and covered with vinyl in a manner that minimizes any exposed seams. This shall be fire retardant, washable, non-hygroscopic and bacteriostatic. No embossing, diamondpleated stitching, welting, or plastic trim shall be acceptable due the weakening effect of these items on the upholstery after repeated use. Manufactured backrests and seat cushions shall have a nominal 3" thickness. Color shall be selected from Vendor samples.

DOES YOUR PROPOSAL COMPLY EXACTLY AS WRITTEN? Yes() No()

#### **E. FLOOR COVERING**

1. The floor covering shall be premium quality no wax rubber type Lonseal/Lonplate II flooring which will be color coordinated with the interior of the module. Color samples to be provided at pre-construction meeting for selection.

DOES YOUR PROPOSAL COMPLY EXACTLY AS WRITTEN? Yes() No()

2. The floor covering must extend across the floor area in a single piece and continue up the curbside face to the top of the squad bench and entirely up the face of the street sidewall to the action shelf to permit ease of cleaning and decontamination. NO EXCEPTIONS. The use of floor coverings that are easy to stain or difficult to clean are not acceptable (i.e. Marley, Polyflor, Altros, or equal).

DOES YOUR PROPOSAL COMPLY EXACTLY AS WRITTEN? Yes() No()

#### **F. HANDRAILS/MOUNTING BRACKETS**

1. Heavy-duty medical grade seamless stainless steel grab handles with a minimum diameter of 1.25" shall be provided for each entry door. Grab rails shall be one-piece style and have a full radius at each end. These must be ADA compliant. Grab handles that are multi-piece or have fluted/ribbed surfaces are not acceptable due to the inability to thoroughly decontaminate such items. Handles that have blunt ends are not acceptable due the potential for occupant injury. Smaller diameter handles are not acceptable. NO EXCEPTIONS.

DOES YOUR PROPOSAL COMPLY EXACTLY AS WRITTEN? Yes() No()

2. The side entry door grab handle shall be installed horizontally near the center of the door and be at least 18" long.

DOES YOUR PROPOSAL COMPLY EXACTLY AS WRITTEN? Yes() No()

3. Each rear door shall have an "L" style grab handle, at least 17" long horizontally and 33" long vertically. Vertical side shall be mounted adjacent to the door hinge to allow the handle to be used for entry/exit without causing the door to inadvertently close when pulling force is applied.

DOES YOUR PROPOSAL COMPLY EXACTLY AS WRITTEN? Yes() No()

4. Reinforcement tapping plates, .125" thick, shall be welded into the doorframe structure and installed at all mounting points to assure maximum strength. Simply using the inner door panel surfaces, as a mounting point will not be permitted.

DOES YOUR PROPOSAL COMPLY EXACTLY AS WRITTEN? Yes() No()

5. Two grab rails of heavy-duty medical grade seamless stainless steel, 1.25" diameter and 96" long, shall be securely mounted longitudinally to the ceiling with six brackets slightly off center toward the primary and secondary patients' positions. Grab rails shall be of a single-piece style and incorporate radius ends. The design and style shall match the grab rails described above.

DOES YOUR PROPOSAL COMPLY EXACTLY AS WRITTEN? Yes() No()

6. Reinforcement tapping plates that are a minimum of .125" thick shall be welded to the module framework at the mounting points to assure maximum strength. Grab rails shall not be attached to the ceiling surfaces only. All surfaces of the grab rails shall have a full radius, including the ends. Must meet AMD Standard #008- "Load Test for Ambulance Grab Rail."

DOES YOUR PROPOSAL COMPLY EXACTLY AS WRITTEN? Yes() No()

7. Two (2) CPI-brand ceiling mounted #IV2007 Dual Bag/Bottle IV holders with rubber anti-sway device shall be provided and securely installed.

DOES YOUR PROPOSAL COMPLY EXACTLY AS WRITTEN? Yes() No()

#### G. COT/LITTERS/MOUNTS

1. Do not install wheel cups or two post cups to the top of the squad bench.

DOES YOUR PROPOSAL COMPLY EXACTLY AS WRITTEN? Yes() No()

2. Bidder shall install a Stryker Power Load system with a floor plate for a mass casualty bar. The Stryker Power Load system will be provided by Lexington. The cot fastener system shall be secured to the floor structure using .75" thick aluminum mounting plates welded to the cross frames under the floor of the module. Must meet AMD Standard #004- "Litter Retention System."

DOES YOUR PROPOSAL COMPLY EXACTLY AS WRITTEN? Yes() No()

### VIII. ELECTRICAL SYSTEM

#### A. MODULE ELECTRICAL SYSTEM:

1. All wiring devices, switches, outlets, etc., except circuit breakers shall be rated to carry at least 125% of the maximum amp load for which the circuit is protected. Wiring connections shall be fully insulated at all locations. The utilization of ribbon type wiring is unacceptable.

DOES YOUR PROPOSAL COMPLY EXACTLY AS WRITTEN? Yes() No()

2. To minimize potential electrical problems, a minimum of five separate and distinct braided "ground" straps shall be installed with two in the cab area and three in the module area. Connection points shall be plastic-coated or otherwise protected from harsh elements. These shall also be incorporated into a centralized grounding system comprising of a separate ground wire harness for all interior/exterior circuits that is attached to the frame of the chassis via #2 gauge cable.

DOES YOUR PROPOSAL COMPLY EXACTLY AS WRITTEN?

Yes() No()

3. All converter-added electrical connections that are subject to "high-heat" exposure shall use Zinc-coated "Stover" lock nuts. This includes, but is not limited to such items as, Engine grounds, Alternator taps, rectifiers, solenoids located in the engine compartment, and any other similar use. This will prevent loosening of the fasteners caused by recurrent expansion/contraction of the metal due to heat exposure.

DOES YOUR PROPOSAL COMPLY EXACTLY AS WRITTEN?

Yes() No()

4. All electrical connections/fasteners which may be exposed to harsh environmental elements such as water and that do not utilize weatherproof connectors shall have a spray-on plasticized coating applied for protection. This will decrease the potential for any corrosion or loss of adequate conductivity. Such areas shall include items such as battery cable connectors, ground straps, etc.

DOES YOUR PROPOSAL COMPLY EXACTLY AS WRITTEN?

Yes() No()

5. Locking quick disconnect plugs shall be utilized for connecting cab console to facilitate ease of removal during service and remounting. All wiring shall be run inside fire resistant high temperature loom rated at 300°F. All apertures on the vehicle shall be properly grommited for passing wiring and conform to SAEJ1292. Electrical wiring systems shall have 6" service loops at all connections.

DOES YOUR PROPOSAL COMPLY EXACTLY AS WRITTEN?

Yes() No()

6. All relays, switches, etc. shall be knife terminal type for dependability and ease of field maintenance. No soldered-in or hard-wired components preventing individual component replacement shall be accepted. Converter-added electrical system wiring shall have no splices within a wiring harness. Wiring shall run uninterrupted from one component to the next. Soldered joints, butt connections and other mechanical joints are not acceptable.

DOES YOUR PROPOSAL COMPLY EXACTLY AS WRITTEN?

Yes() No()

7. Large-size heavy-duty rocker switches shall be provided with an engraved label defining the switch functions. Switches to be color-coded whenever possible and illuminate when the circuit is activated. Labels shall be backlit and readable at night. Each switch shall be illuminated when activated. "Mini-style" switches are not acceptable. Light intensity shall be controlled via the headlight rheostat switch. The switches shall be designed for individual replacement. Switches that are incorporated into a consolidated circuit board panel are not acceptable due to the high cost of replacement of the entire panel

DOES YOUR PROPOSAL COMPLY EXACTLY AS WRITTEN?

Yes() No()

8. Due to the inherent problems with local availability and high replacement costs, the installation of a PC board-based or micro-processor controlled master electrical systems are not acceptable (either proprietary or outsourced.) System to be installed will be an electro-mechanical style produced by the manufacturer to ensure reliable access to replacement parts using commercially available components and ease of service by local Vendors to reduce "out-of-service" time for the vehicle.

DOES YOUR PROPOSAL COMPLY EXACTLY AS WRITTEN?

Yes() No()

9. The vehicle shall be equipped with a master module disconnect switch. The switch shall be a rocker type switch, different in shape and feel than any other switch and illuminated red when on. The switch shall control an Eaton P/N6041H105 Military Spec solenoid that is rated at 200 amps continuous duty. NO EXCEPTIONS.

DOES YOUR PROPOSAL COMPLY EXACTLY AS WRITTEN?

Yes() No()

10. All wire shall be copper and conform to SAEJ1292 and shall be color-coded and heat stamped with a specific function code a minimum of every 4". Wire will be rated at a minimum of GXL high temperature wire with wire sizes provided that are capable of carrying 125% of the load demand of each circuit. No lightweight wiring (i.e. ribbon wiring) shall be permitted regardless of whether the system is "hot" or "cold" wired by the manufacturer. Must meet AMD Standard #005- "12 VDC Electrical System."

DOES YOUR PROPOSAL COMPLY EXACTLY AS WRITTEN?

Yes() No()

11. All circuit breakers shall be heavy-duty automotive grade "automatic reset" type circuit breakers (unless otherwise specified herein) with adequate amperage rating to handle the load. Minimum amperage to be 10 amps. Circuit breakers shall be heavy duty for dependable and reliable service. Must be a "bolt-in" style electrical No glass-style or plug-in blade type fuses are acceptable due to potential dislodgment during vehicle movement.

DOES YOUR PROPOSAL COMPLY EXACTLY AS WRITTEN?

Yes() No()

12. At all connection points where a wire is attached to a metal connector, there shall be sufficient heat shrink-wrap applied to prevent dislodgment of the connector. NO EXCEPTIONS.

DOES YOUR PROPOSAL COMPLY EXACTLY AS WRITTEN?

Yes() No()

13. 12 VDC outlets shall be installed in the module. The receptacles shall receive 12VDC power from a TSD-Brand #S440-0005 medical isolator with a Schottky diode, heat sink mounted and rated at 20 amperes and 45 volts peak inverse voltage.

Type to be:

- (5) Cigarette Style with plug

Mounting location to be:

- (1) located in the streetside forward action area
- (3) located in the chassis cab (Location to be determined upon the Pre-construction meeting )
- (1) located in the H2 cabinet

DOES YOUR PROPOSAL COMPLY EXACTLY AS WRITTEN?

Yes() No()

14. All exterior door switches shall be hermetically sealed and magnetically controlled, preventing any moisture or dirt from entering the switch. The use of door switches that are not hermetically sealed and magnetically controlled is not acceptable since that style is subject to corrosion and rust. There shall be a spike suppression diode installed across the coil of the door relays to prevent any high voltage pulse from damaging these switches.

DOES YOUR PROPOSAL COMPLY EXACTLY AS WRITTEN?

Yes() No()

15. The patient compartment interior lights shall consist of a total of eight (8) LED WHELEN HI/LOW lights. Four (4) of the dome lights shall be over the primary patient and four (4) shall be over the squad bench. A separate switch shall control each row of lights. Squad bench lights shall come on low

intensity when opening either the rear or side personnel doors, and may also be switched from the cab console.

DOES YOUR PROPOSAL COMPLY EXACTLY AS WRITTEN?

Yes() No()

16. Three LED lights shall be installed down the center-line of the patient compartment ceiling. These lights shall operate via a switch located on the rear action area control panel and a switch located at the curbside wall. The lights shall be enabled anytime the "Module Power" switch is in the "ON" position or when the shoreline is connected. The lights shall also operate via a 15 minute timer on the curbside wall near the side entry door.

DOES YOUR PROPOSAL COMPLY EXACTLY AS WRITTEN?

Yes() No()

17. A KUSSMAUL-brand #091-32 Sequencer/Load Manager shall be installed in the cab console. When the vehicle electrical load exceeds alternator output and voltage decreases, the Sequencer/Load Manager shall decrease the electrical load by turning off the loads controlled by switches in the master switch panel in the following sequence, until alternator output matches the electrical load. The switch layout for the cab console shall be determined upon Pre-Construction conference

DOES YOUR PROPOSAL COMPLY EXACTLY AS WRITTEN?

Yes() No()

18. Bidder shall install seven (7) Lexington provided antennas with bases and coax cables to run from the center-wiring trough to THE FOLLOWING LISTED RADIO EQUIPMENT.

- THE SUCCESSFUL BIDDER SHALL INSTALL THREE (3) CUSTOMER SUPPLIED RADIOS- ONE CUSTOMER SUPPLIED MOBILE DATA UNIT AND ONE CHARGE UNIT AS FOLLOW- A) 800 MHZ RADIO ON THE DASH ABOVE THE OEM RADIO. B) VHF RADIO IN THE DASH JUST ABOVE THE OEM RADIO (C) 800 MHZ RADIO HANGING BELOW ACP. (D) STANDARD SIREN AND FIRE COMM. UNIT INSTALLED IN RECESSED AREA CENTERED ABOVE DASH SIREN DRIVERS SIDE- FIRE COMM. PASSENGER SIDE E. MOBILE DATA UNIT AND CHARGE GUARD IN RADIO COMPARTMENT. IN ADDITION TO CUSTOMER SUPPLIED RADIOS, A CAT 5 CABLE SHALL BE RAN FROM THE RADIO COMPARTMENT TO THE FRONT VISTA SCREEN AREA. A # 8 CONDUCTOR CABLE FROM THE FIRECOM AMP TO THE 800 MHZ RADIO CONTROL HEAD AND TWO (2) PULL LINES FROM THE RADIO COMPARTMENT TO THE PDQ SHALL ALSO BE RAN.

DOES YOUR PROPOSAL COMPLY EXACTLY AS WRITTEN?

Yes() No()

19. The attendant switch panel shall be located in the action wall area. The panel(s) shall be hinged for easy access for maintenance.

DOES YOUR PROPOSAL COMPLY EXACTLY AS WRITTEN?

Yes() No()

20. A Trucklite 80162C LED light shall be installed above the action area countertop and shall have separate switching.

DOES YOUR PROPOSAL COMPLY EXACTLY AS WRITTEN?

Yes() No()

**B. ELECTRICAL SYSTEM WARRANTY**

1. The manufacturer shall provide a written 10-year/100,000 mile electrical warranty (components and labor), which shall include the following components at a minimum:



- Main wiring harness and battery harness cables
- Bosch relays
- Automatic and/or manual reset circuit breakers
- Voltmeters, ammeters, and shunts
- Switches, battery disconnect switches, and solenoids
- Diodes, rectifiers, and heat sinks
- All terminal strips and AMP multi-pin connectors
- All wire terminals and magnetic door switches

Manufactured electrical components such as sirens, light bars, flashers, alternators, batteries, inverters, battery charges, etc. shall be covered by their individual manufacturer's warranties. All operating and service instructions along with any warranty registration cards shall be provided with the completed unit at time of delivery. Copy of warranty must be included with your proposal.

Due to a lack of a clear legal definition and potential consumer protection issues among the parties, absolutely no warranties defined as "Lifetime" or "Limited Lifetime" are acceptable. All Vendors must clearly state their warranty period in a manner reflecting a specific time period (i.e. months/years) and/or mileage.

DOES YOUR PROPOSAL COMPLY EXACTLY AS WRITTEN?

Yes(✓) No( )

**IX. 115 VAC ELECTRICAL SYSTEM**

1. Wiring for the 125 volt AC system shall be 10 / 3 SO type cable from the twist lock plug to the circuit breaker box, and 14 / 3 SO cable from the circuit breaker box to the receptacles and the engine block heater. All cable shall be rated at 600 volts and 90°C., and covered with 149°C fire retardant wire loom. Must meet AMD Standard #009- 125 VAC Electrical Systems."

DOES YOUR PROPOSAL COMPLY EXACTLY AS WRITTEN?

Yes(✓) No( )

2. Four (4) 125-volt AC hospital grade (green dot) duplex receptacles (with (2) having USB ports) shall be installed in the patient compartment. Outlets shall have an internal light that shall illuminate whenever the outlet is energized.

DOES YOUR PROPOSAL COMPLY EXACTLY AS WRITTEN?

Yes(✓) No( )

3. Outlets shall be located-
  - (1) Located in the streetside cabinet action area (4 gang multi-outlet strip).
  - (3) Outlets are to be located as determined by Lexington Fire upon the Pre-Construction meeting.

A Magnum Sensata 3000 watt Inverter with transfer switch shall be installed in the streetside intermediate compartment protected by an aluminum vented cover. The Inverter shall power all onboard 125VAC outlets. The inverter shall not operate at anytime unless the ignition key is in the "ON" position. The inverter shall have an internal transfer switch that will allow the shoreline power to energize the 125VAC outlets anytime the shoreline is connected. When the shoreline is connected the internal battery charger shall be capable of charging all five (5) onboard 12VDC batteries.

- Bidder shall install a 45 amp battery charger.

- Bidder shall supply in loose equipment, a spare Magnum Sensata 3000 watt inverter without a transfer switch.

DOES YOUR PROPOSAL COMPLY EXACTLY AS WRITTEN? Yes() No( )

4. Each receptacle shall have a permanent label installed next to the outlet that states "125 VOLT AC".

DOES YOUR PROPOSAL COMPLY EXACTLY AS WRITTEN? Yes() No( )

5. A UL approved circuit breaker box, rated for 70 amperes and 240 volts shall be provided for the 125 VAC shoreline power systems. Two (2) 15-ampere ground fault interrupt (GFI) circuit breakers shall be installed. One breaker shall provide power to the engine block heater and function as an "on-off" switch for the block heater. The other shall provide power to the patient compartment receptacles. Any additional 125 VAC-powered items shall have a separate circuit breaker installed. Each circuit breaker shall be permanently marked as to the item it controls.

DOES YOUR PROPOSAL COMPLY EXACTLY AS WRITTEN? Yes() No( )

6. A shoreline input shall be provided for the purpose of connecting the vehicle's 125 VAC system to shoreline power when the vehicle is stationary. The plug shall be covered with a spring loaded cover assembly suitable for wet locations. An engraved permanent label shall be applied at the shoreline plug, stating the function, shoreline input rating, and maximum amperage rating.

Type to be:

- 20-ampere Super Kussmaul Auto-Eject with a yellow cover.

Mounting location to be:

- On the Driver's side battery box overlay, between the two access doors for the two banks of batteries. Alternate locations for the Shoreline shall be determined by Lexington Fire during the Pre-Construction conference.

A matching unwired female mating connector shall also be provided.

DOES YOUR PROPOSAL COMPLY EXACTLY AS WRITTEN? Yes() No( )

7. Engine block heater shall be connected to the 125 VAC shoreline input system and include an individual circuit breaker that can be used as a "Summer/Winter" switch.

DOES YOUR PROPOSAL COMPLY EXACTLY AS WRITTEN? Yes() No( )

## X. SCENE & EXTERIOR LIGHTS

1. Front and rear side marker lights shall flash with the directional signals, in addition to operating as marker lights.

DOES YOUR PROPOSAL COMPLY EXACTLY AS WRITTEN? Yes() No( )

2. A maximum of (7) Identification/clearance lights shall be installed on the module per FMVSS #108. The front (2) light shall be Whelen brand amber OS series L.E.D. series with chrome-plated flanges and the rear lights shall be located on the rear Whelen lightbar.

DOES YOUR PROPOSAL COMPLY EXACTLY AS WRITTEN? Yes() No( )

3. (2) 4" diameter red L.E.D. marker/turn/hazard warning lights shall be installed on the rear sides of the module. Shall be TRUCKLITE-brand #44030R (or equal) and incorporate a sealed lens assembly and rubber mounting grommet.

DOES YOUR PROPOSAL COMPLY EXACTLY AS WRITTEN? Yes() No( )

4. Side and rear reflectors at least seven (7) square inches shall be installed on the module in compliance with FMVSS installation locations. Must be highly reflective DOT-approved tape designed for vehicle installation (TRUCKLITE-brand #98176 series or equal). Foam-backed glue-on or screw-style reflectors are not acceptable due to high potential for cracking, damage, loss, and deterioration.

DOES YOUR PROPOSAL COMPLY EXACTLY AS WRITTEN? Yes() No( )

5. Rear load lights shall activate along with backup lights whenever rear doors are opened, transmission is placed into reverse position, or by switch on front control panel.

DOES YOUR PROPOSAL COMPLY EXACTLY AS WRITTEN? Yes() No( )

6. A 400,000 CP SPOTLIGHT SHALL BE SUPPLIED AND INSTALLED.

DOES YOUR PROPOSAL COMPLY EXACTLY AS WRITTEN? Yes() No( )

7. Curbside load lights shall activate when curbside entry door is opened.

DOES YOUR PROPOSAL COMPLY EXACTLY AS WRITTEN? Yes() No( )

8. (2) WHELEN-brand #900 Super LED series flood/work lights with integral chrome plated flanges and 8 - 32 degree built-in optical tilt shall be mounted on the right and left sides of the module and controlled with individual switching from cab.

DOES YOUR PROPOSAL COMPLY EXACTLY AS WRITTEN? Yes() No( )

9. CPI-brand #LH46118 triple-cluster polished light aluminum housings mounted below floor level on the rear kickplate for the rear taillights. Lights shall be installed using OEM weatherproof connectors. No taillight will be obstructed when the rear entry doors are open- NO EXCEPTIONS.

- |   |             |              |
|---|-------------|--------------|
| - Brake lights to be Whelen #600 series-  | Red lens-   | LED version. |
| - Turn signals to be Whelen #600 series-  | Amber lens- | LED version  |
| - Backup lights to be Whelen #600 series- | Clear lens- | LED version  |

DOES YOUR PROPOSAL COMPLY EXACTLY AS WRITTEN? Yes() No( )

10. Backup lights shall be installed in a manner that will illuminate the rear of the vehicle when both rear doors are deployed in the "open" position. This will provide additional illumination and safety in addition to the floodlights mounted over the rear doors.

DOES YOUR PROPOSAL COMPLY EXACTLY AS WRITTEN? Yes() No( )

## XI. EMERGENCY VISUAL WARNING SYSTEM

1. The warning light system shall be tested and certified to comply with the most current version of KKK-A-1822.

DOES YOUR PROPOSAL COMPLY EXACTLY AS WRITTEN? Yes() No( )

2. All warning lights (LED), floodlights, and taillights shall be connected using multi-conductor "strobe" shielded cables and connectors that are approved by the warning light manufacturer. There shall be absolutely no splicing of wiring permitted. NO EXCEPTIONS.

DOES YOUR PROPOSAL COMPLY EXACTLY AS WRITTEN? Yes() No()

3. (2) WHELEN-brand #900 series Red Super LED warning lights with integral chrome plated flange shall be mounted at the upper front corners of the module.

DOES YOUR PROPOSAL COMPLY EXACTLY AS WRITTEN? Yes() No()

4. A Whelen "Freedom" 55" LED lightbar shall be mounted on the forward of the cab. There shall be six (10) 400 series red LED lights and two (2) 400 series white (clear) LED lights. The LED lights shall be operated from a switch on the cab control console. Lightbar shall have clear lenses.

DOES YOUR PROPOSAL COMPLY EXACTLY AS WRITTEN? Yes() No()

5. (2) WHELEN-brand #400 series Red Super LED intersection lights shall be mounted on the front fenders using polished cast aluminum light housings. The lights shall be operated via a switch on the cab control console. Connectors shall be "Deutsch" weatherproof style.

DOES YOUR PROPOSAL COMPLY EXACTLY AS WRITTEN? Yes() No()

6. (2) WHELEN-brand #700 series Red Super LED (with chrome flanges) rear intersection lights shall be mounted above the rear wheel wells. The lights shall be operated via a switch on the cab control console. Connectors shall be "Deutsch" weatherproof style.

DOES YOUR PROPOSAL COMPLY EXACTLY AS WRITTEN? Yes() No()

7. Four (4) WHELEN-brand #700 series Red Super LED lights with CPI-brand polished cast aluminum light housings shall be mounted in the grille. The lights shall operate in an "X" pattern. The lights shall not impede air flow through the grille. The lights shall operate via a switch on the cab control console. Connectors shall be "Deutsch" weatherproof style.

DOES YOUR PROPOSAL COMPLY EXACTLY AS WRITTEN? Yes() No()

8. (2) WHELEN-brand #900 series Red Super LED warning lights with integral chrome flanges shall be mounted on each side of the module as close as possible to the corners and top. No warning light shall be mounted on any exterior compartment door surface to minimize damage or replacement of light bulbs due to vibration of hot filaments.

DOES YOUR PROPOSAL COMPLY EXACTLY AS WRITTEN? Yes() No()

9. A Whelen 4500 series 90" lightbar shall be installed on the rear of the body. There shall be six (6) 400 series red LED lights and one 400 series amber LED light to operate as emergency lights via a switch located on the cab control console. In addition to the emergency lights there will be two LR11 series LED Scene/Load lights installed in the rear lightbar. The rear Scene/Load lights shall operate via a switch located on the cab control console or anytime the rear doors are opened and "Module Power" is in the "ON" position. The lightbar shall have five red LED ICC marker lights mounted to the top of the lightbar. The center section of LED marker lights shall operate as Brake lights in addition to the marker light operation. Lightbar shall have clear lenses.

DOES YOUR PROPOSAL COMPLY EXACTLY AS WRITTEN? Yes() No()

10. (2) WHELEN-brand #900 series Red Super LED warning lights with integral chrome flanges shall be mounted on the rear of the module at midlevel. The lights shall be installed in such a way so as to shine through the rear windows of the rear doors when the rear doors are in the open position. These lights shall operate as emergency lights and shall also operate as Brake lights when not in emergency mode.

DOES YOUR PROPOSAL COMPLY EXACTLY AS WRITTEN? Yes() No( )

11. (2) WHELEN-brand #900 series Amber Super LED warning lights with integral chrome flanges shall be mounted on the rear of the module at midlevel (just below the red midlevel LED emergency lights). The lights shall be installed in such a way so as to shine through the rear windows of the rear doors when the rear doors are in the open position.

DOES YOUR PROPOSAL COMPLY EXACTLY AS WRITTEN? Yes() No( )

12. One set of WHELEN-brand #PSROOFRR flashing red LED lights (approximately 11" long) shall be mounted to each diamond-plated step/cover (1-driver's side and 1-passenger's side). The lights shall be operated via the Primary/Secondary switch and shall stay in the "On" position during Secondary mode.

DOES YOUR PROPOSAL COMPLY EXACTLY AS WRITTEN? Yes() No( )

13. One set of Whelen-brand #500 series Red Super LED warning lights shall be installed on the bottom of the cab body between the front and rear cab doors. These lights and the wheel well lights will be wired to the auxiliary light circuit.

DOES YOUR PROPOSAL COMPLY EXACTLY AS WRITTEN? Yes() No( )

14. There shall be a set of 2" red flashing LED lights mounted to the inside and outside of the side entry door. These lights must operate anytime the side entry door is opened.

DOES YOUR PROPOSAL COMPLY EXACTLY AS WRITTEN? Yes() No( )

15. The high beam headlights shall alternately flash in a "Wig Wag" pattern and shall operate via a switch located on the cab control console. The "Wig Wag" operation shall automatically be overridden anytime the exterior marker lights are on.

DOES YOUR PROPOSAL COMPLY EXACTLY AS WRITTEN? Yes() No( )

16. A Park Override switch located on the cab control console will reactivate all lights that are disabled when the transmission is placed in Park or Neutral.

DOES YOUR PROPOSAL COMPLY EXACTLY AS WRITTEN? Yes() No( )

17. A switch located on the cab control console shall deactivate all forward facing clear lights.

DOES YOUR PROPOSAL COMPLY EXACTLY AS WRITTEN? Yes() No( )

18. Two (2) WHELEN-brand UFM-8 Solid State electronic flashers shall power the flashing warning lights.

DOES YOUR PROPOSAL COMPLY EXACTLY AS WRITTEN? Yes() No( )

## XII. EMERGENCY AUDIBLE WARNING SYSTEM

### A. SIREN SYSTEM

1. A WHELEN-brand #295HFSC9 -Dual amplifier siren with a 200-watt output. The siren shall be equipped with a noise canceling microphone mounted in the cab console. This shall incorporate a "hands-free" feature operated from the Horn ring.

DOES YOUR PROPOSAL COMPLY EXACTLY AS WRITTEN? Yes() No()

#### B. SPEAKER SYSTEM

2. (2) CPI-brand series 100-watt speakers shall be installed in the front bumper and connected to the siren amplifier. Siren speakers that block airflow through the grill are not acceptable.

DOES YOUR PROPOSAL COMPLY EXACTLY AS WRITTEN? Yes() No()

### XIII. OXYGEN & SUCTION SYSTEMS

#### A. OXYGEN SYSTEM

1. Oxygen piping shall be electrostatically conductive Medical-grade green oxygen hose rated at 250 P.S.I.G. Use of any other material for oxygen piping is not acceptable. Hose shall be of a length that it may be connected to an oxygen cylinder standing on the ground prior to loading the replacement cylinder into the compartment. The hose connecting the cylinder regulator to the distribution network within the module shall be fabricated as a separate length of hose with matching threaded connectors and attached to a "thru-wall" fitting in the compartment. This hose shall be easily replaceable in the event of excessive wear or damage. Must meet AMD Standard #015- "Ambulance Main Oxygen System Test."

DOES YOUR PROPOSAL COMPLY EXACTLY AS WRITTEN? Yes() No()

2. A cylinder-changing wrench shall be furnished, chained and clipped within the oxygen compartment. Chain shall be covered with plastic, heat shrink-wrap, or similar material to eliminate chain rattling and potential tangling of the chain. Due to safety concerns, stranded wire cable is not acceptable as a substitute.

DOES YOUR PROPOSAL COMPLY EXACTLY AS WRITTEN? Yes() No()

3. The piped oxygen system for the basic unit shall be complete with the following:

The front exterior compartment on the driver's side (L4) shall be equipped with a ZICO-brand electric lift oxygen tank restraint system. Oxygen tank restraint system shall include three (3) straps and a vertical restraint designed and installed to fit over the neck of an "M" size oxygen tank. Systems that do not include the neck restraint are not acceptable. The oxygen tank restraint system shall be certified to comply with the most current version of KKK-A-1822 and AMD Standard #003- "Oxygen Tank Retention System." The restraint system shall have a vertically adjustable bracket to accommodate different cylinder sizes.

DOES YOUR PROPOSAL COMPLY EXACTLY AS WRITTEN? Yes() No()

4. An oxygen pressure-reducing regulator with an inlet filter and CGA540 fitting at the cylinder shall have line relief valve set at 200 PSI maximum, and a range of 0 to 2,500 PSI with the gauge scale graduated in not more than 100-PSI increments shall be provided. The regulator shall be easy to connect and preset, with a locking adjustment, at 50, +/-5, PSI line pressure permitting a minimum of 100-LPM flow rate at a bottle pressure of 150 PSI.

DOES YOUR PROPOSAL COMPLY EXACTLY AS WRITTEN?

Yes() No( )

5. A complete piped oxygen system with Puritan Bennett flush mounted oxygen outlets with color-coded Ohio Diamond style type connection shall be provided. Satin finish aluminum trim bezels shall be provided for each outlet.

Locations-

- (1) single type oxygen outlet shall be located at the primary patient's head in action area.
- (1) single type oxygen outlet shall be located at the secondary patient's head on curbside wall.
- (1) single type oxygen outlet shall be located at the primary patient's torso in center trough.

DOES YOUR PROPOSAL COMPLY EXACTLY AS WRITTEN?

Yes() No( )

6. Bidder shall fabricate cylinder storage made of 2" x 2" aluminum angle welded to the floor of the squad bench and then coat with a bedliner type material. Install a minimum of (2) two straps installed to hold down the tanks. The cylinder storage area shall be vented.

DOES YOUR PROPOSAL COMPLY EXACTLY AS WRITTEN?

Yes() No( )

#### B. VACUUM SYSTEM

1. The vehicle shall be equipped with an Sscor aspirator system with electric pump and disposable collection canister. (2) Spare canisters of a minimum 1000cc capacity shall be provided. The aspirator shall be recessed in the streetside interior beside the attendant's seat and shall be operated via a switch located on the action area control panel.

DOES YOUR PROPOSAL COMPLY EXACTLY AS WRITTEN?

Yes() No( )

#### XIV. HVAC SYSTEM

1. One (1) Hi-capacity exhaust fans shall be installed at the rear of the module. This shall be flush-mounted over the rear doors on the interior of the vehicle. The fresh air intake shall be located at the front of the module. The fan shall have high and low speeds, and be controlled by a switch on the EMT panel. Under no circumstances shall rear-mounted intakes be permitted due to the high potential for entry of dust and noxious fumes into the patient compartment. Roof-mounted ventilators are also prohibited due to their propensity to allow water to enter the patient compartment.

DOES YOUR PROPOSAL COMPLY EXACTLY AS WRITTEN?

Yes() No( )

2. The fans shall be rated by its manufacturer to produce a minimum free airflow rate of at least 300 cubic feet per minute per fan. Lesser airflow is not acceptable. The vent fan shall provide a complete change of air in the patient compartment every two minutes. The ventilation system shall comply with AMD Standard #007- "Carbon Monoxide Levels for Ambulance Compartment Interiors."

DOES YOUR PROPOSAL COMPLY EXACTLY AS WRITTEN?

Yes() No( )

3. This system shall have an air return filter grill measuring 10" x 24" installed near floor level to expedite the heating/cooling process in the module. The return air register shall incorporate a replaceable filter that is readily available via local Vendors. Filters that are proprietary to a specific ambulance manufacturer or other "sole source" outlet are unacceptable due to high purchase costs. Two large adjustable discharge registers will be installed near ceiling level for the HVAC system. This will maintain a circulating airflow for even temperature distribution within the patient compartment. Systems that have return air vents located near the face (discharges) of the A/C-heat unit are unacceptable since they do not allow for adequate air recirculation and efficiency.

DOES YOUR PROPOSAL COMPLY EXACTLY AS WRITTEN?

Yes() No( )

- 4. The module shall be equipped with a heavy-duty high-capacity combination heater/air conditioner system (min. cooling 24,000BTU/heating 36,000 BTU). Blower motor shall be replaceable from the front of the unit without requiring removal of the entire unit from the cabinet. This shall operate independently from the A/C-heat system controls located in the chassis. It is understood that the output of the specified system is dependent on the BTU rating of the OEM installed A/C compressor, hoses, and related items for cooling/heating. UV-detectable Freon dye shall be installed in the system to aid in detection of any future leaks. Electrically-controlled water valves shall automatically activate the flow of hot water to the rear heater when the thermostat setting for heat is selected. No vacuum-style control valves are acceptable. Dual drain lines for water condensation will be installed and terminating below the module. System must meet AMD Standard #012- "Ambient Temperature Test" and standard #014- "Cooling System Test."

DOES YOUR PROPOSAL COMPLY EXACTLY AS WRITTEN?

Yes() No( )

- 5. An electronic thermostat with digital temperature display shall control this system and be installed in the action area panel. Household style thermostats are not an acceptable substitute.

DOES YOUR PROPOSAL COMPLY EXACTLY AS WRITTEN?

Yes() No( )

- 6. An auxiliary Air Conditioning Condenser. This shall have a matched rating capacity for the HVAC system installed and incorporate dual sealed fan motors. The condenser shall be mounted to the front of the body and match in color to the painted body.

DOES YOUR PROPOSAL COMPLY EXACTLY AS WRITTEN?

Yes() No( )

- 7. The cabinet in which the A/C-heat unit is located shall be fully insulated to provide maximum cooling/heating performance. NO EXCEPTIONS.

DOES YOUR PROPOSAL COMPLY EXACTLY AS WRITTEN?

Yes() No( )

**XV. FIRE EXTINGUISHERS**

- 1. Two (2) AMEREX-brand #A500T 5lb. ABC-type dry chemical fire extinguishers with a minimum rating of 2A10BC shall be installed at customer inspection with approved vehicle mounting brackets.

DOES YOUR PROPOSAL COMPLY EXACTLY AS WRITTEN?

Yes() No( )

**XVI. WARRANTIES**

**A. CHASSIS**

- 1. The vehicle chassis shall be covered by the warranty provided by the chassis manufacturer and shall be at least of 36 months or 36,000 miles, whichever occurs first.

DOES YOUR PROPOSAL COMPLY EXACTLY AS WRITTEN?

Yes() No( )

**B. VEHICLE CONVERSION**

- 1. The manufacturer shall warrant the vehicle and furnished equipment against parts failure or malfunction due to installation errors, defective workmanship and missing or incorrect parts for a minimum period of 36 months or 36,000 miles of operation, exclusive of any authorized accumulated drive away mileage, whichever occurs first, and however may be accepted or excluded herein. This shall specifically include



windows and molding, floor covering, door locks, latches, and related hardware. Copy of such warranty must be included with the proposal response.

DOES YOUR PROPOSAL COMPLY EXACTLY AS WRITTEN?

Yes  No ( )

**C. MANUFACTURER'S PASS-THROUGH WARRANTY**

1. The manufacturer shall extend any additional warranty on any component of the vehicle, in the form of time and/or mileage, including any pro-rata arrangement, which may be provided by the supplier of the component. All equipment and components installed on the vehicle or purchased with the vehicle shall be covered by the warranty of the manufacturer of such equipment or components. These warranties shall be provided with each vehicle.

DOES YOUR PROPOSAL COMPLY EXACTLY AS WRITTEN?

Yes  No ( )

2. Only the manufacturer of the body must likewise, supply extended warranties on the modular body itself. No extended warranty from an ambulance conversion manufacturer, who does not manufacture its own body, will be acceptable. Likewise, no aftermarket warranty will be considered for warranty of the structure. The actual manufacturer of any major component must furnish such extended warranties and full and complete information furnished to the Purchaser to enable Purchaser to determine the extent, availability, and equality of the warranty or warranties offered. Copies of such warranties must be provided at time of delivery.

DOES YOUR PROPOSAL COMPLY EXACTLY AS WRITTEN?

Yes  No ( )

**D. WARRANTY ACTIVATION**

1. The warranty will begin when the Purchaser accepts the vehicle from the manufacturer FOB point of origin. A completed and signed copy of each type of warranty specified herein this document must be provided to the Purchaser at the time of delivery of the completed vehicle.

DOES YOUR PROPOSAL COMPLY EXACTLY AS WRITTEN?

Yes  No ( )

**E. WARRANTY REPAIR APPROVAL**

1. It is understood that warranty service work shall require prior approval of the manufacturer before initiation. The manufacturer shall approve such warranty expense and provide any necessary parts with minimal delay and in strict accordance with the vehicle warranty provisions. Every effort should be made to put the vehicle back into service as quickly as possible.

DOES YOUR PROPOSAL COMPLY EXACTLY AS WRITTEN?

Yes  No ( )

**F. WARRANTY EXCEPTIONS**

The following shall be exceptions to the manufacturer's warranty and not covered:

1. Abuse, negligence, alterations or adjustments.
2. Engine tune-ups or adjustments.
3. Brake adjustments.
4. Wheel alignment or tire balancing
5. Tires, tubes, batteries (warranted by the component manufacturers).
6. Headlight adjustment.

7. General tightening of fasteners, connections, and components.
8. Damage due to accidents.
9. Miscellaneous expenses not covered by this warranty include fuel, towing, telephone, travel, lodging, loss of personal property, revenue, or sales tax.
10. Fuses
11. Drivebelts and belt adjustments.
12. Lubrication
13. Vehicles not provided with reasonable service and maintenance program as required by the vehicle/component suppliers. This would reflect abuse and inattention to normal required adjustments, care, and service.

This warranty is applicable only to units operated within the continent of North America.

DOES YOUR PROPOSAL COMPLY EXACTLY AS WRITTEN? Yes  No ( )

#### XVII. REPAIR PARTS AND SERVICE

1. The manufacturer shall be able to furnish replacement parts or furnish service by furnishing a list of agencies where a stock of repair parts is available and can be secured in a reasonable time after ordering from the manufacturer.

DOES YOUR PROPOSAL COMPLY EXACTLY AS WRITTEN? Yes  No ( )

2. The manufacturer must indicate how warranty work will be performed including a local authorized service and repair facility where warranty work may be performed.

DOES YOUR PROPOSAL COMPLY EXACTLY AS WRITTEN? Yes  No ( )

3. The manufacturer shall provide a Toll-Free telephone line that is available to the Purchaser and local service facility for technical assistance, warranty support, and component purchases.  
TOLL-FREE# 1-800-882-9799

DOES YOUR PROPOSAL COMPLY EXACTLY AS WRITTEN? Yes  No ( )

4. If the unit has to be returned to the manufacturer for warranty repair work, the manufacturer will cover the cost, including fuel, towing, telephone, travel, lodging, food and salaries of personnel.

DOES YOUR PROPOSAL COMPLY EXACTLY AS WRITTEN? Yes  No ( )

#### XVIII. PAYMENT, BILL OF SALE, AND STATEMENT OF ORIGIN

1. A Bill of Sale and the Manufacturer's Statement of Origin (MSO) for chassis and/or module shall be provided to the Purchaser upon receipt of payment in full.

DOES YOUR PROPOSAL COMPLY EXACTLY AS WRITTEN? Yes  No ( )

2. Payment will be made upon acceptance of the vehicle and related equipment specified within these specifications and in accordance to the published terms provided by the Vendor.

DOES YOUR PROPOSAL COMPLY EXACTLY AS WRITTEN? Yes  No ( )

#### XIX. CERTIFICATION

1. The vehicle manufacturer for which this proposal is submitted must have test/certification documents from an independent bonded testing laboratory for all tests specified in the most current version of KKK-A-1822 Federal Specification for Ambulances for the specific type of vehicle being proposal as described in this document. These documents must specifically address and evaluate the specific methods of construction and components (i.e. door latching, framework, cabinetry) to be provided as published in these specifications. The test must not have been performed over five (5) years prior to delivery of the unit. Certification documents that have been provided by "in-house" agents of the manufacturer or those describing a vehicle which is built in a manner using techniques/components, which are different from those described within these specifications are not acceptable. The Purchaser will not accept "prototype" or "one-off" vehicles built in pursuit of this contract that have not been previously tested/certified to all applicable standards.

DOES YOUR PROPOSAL COMPLY EXACTLY AS WRITTEN?

Yes() No()

## XX. CONSTRUCTION

1. To ensure uniformity and service in case of accident or major repairs, the manufacturer of the ambulance conversion must construct the entire vehicle (excepting the chassis.) No sub-contracting of the electrical system, module framing, body, interior cabinetry/squad bench or paint finish is acceptable.

DOES YOUR PROPOSAL COMPLY EXACTLY AS WRITTEN?

Yes() No()

2. Manufacturer must have constructed not less than 50 units utilizing the published methods of construction specified within the past year. This information must be available to the Purchaser for the assurance of the feasibility, durability, safety and performance of the apparatus furnished by that Vendor, together with names, addresses, and telephone numbers of individuals to contact. Each Vendor agrees that references furnished may be checked at random by the Purchaser, and unsatisfactory reports of service, product or performance on previous proposals will be sufficient cause for the rejecting of the Vendor's proposal.

DOES YOUR PROPOSAL COMPLY EXACTLY AS WRITTEN?

Yes() No()

3. A pre-build conference to review these specifications will be required between the Purchaser and the Vendor at a location designated by the Vendor. Revised CAD drawings depicting the final design of the vehicle must be provided by the manufacturer for final approval prior to the start of any fabrication of the vehicle.

DOES YOUR PROPOSAL COMPLY EXACTLY AS WRITTEN?

Yes() No()

## XXI. QUALITY ASSURANCE

1. The Purchaser reserves the right to make unannounced inspections and to observe any manufacturing methods or procedures at unscheduled intervals. The manufacturer must provide and meet the standards as set forth by the Ford Quality Vehicle Modifier Program regardless of the specified chassis.

DOES YOUR PROPOSAL COMPLY EXACTLY AS WRITTEN?

Yes() No()

2. Manufacturer shall be a currently approved Ford QVM participant and must submit a copy of their current authorization document with their proposal. No "third party" QVM documents will be accepted (i.e. dealer proposing a vehicle that will not be built by firm indicated on QVM Certificate). This requirement is mandatory regardless of the brand of chassis used for these specifications to establish "good engineering practices" relative to the production of the specified vehicle.

DOES YOUR PROPOSAL COMPLY EXACTLY AS WRITTEN?

Yes() No()

3. Manufacturer shall be a current member of the Ambulance Manufacturers' Division of the National Truck Equipment Association (NTEA) to demonstrate industry participation in an evolving standards process. Current documentation must be submitted with the proposal.

DOES YOUR PROPOSAL COMPLY EXACTLY AS WRITTEN?

Yes  No ( )

4. Each manufacturer that offers a proposal is required to submit detailed scale CAD drawings depicting its exact offering in response to these specifications. Generic or "standard" CAD drawings from any Vendor that does not depict the described interior or exterior configuration (with minor variations allowed for differences in the manufacturing process) as indicated in this proposal are not acceptable. Copies of any proposal drawings included in this publication, which are submitted as the manufacturer's own drawings in the proposal package are not acceptable.

DOES YOUR PROPOSAL COMPLY EXACTLY AS WRITTEN?

Yes  No ( )

5. At a minimum, views must include front, rear, curbside, and streetside exterior views including any special exterior compartment configurations and special equipment. Interior views of the front bulkhead, rear doors, curbside, and streetside cabinetry shall also be provided with the proposal submission.

Due to the need to make an accurate and fair proposal comparison and selection process, any proposal submitted without these detailed CAD drawings shall be considered as unresponsive and will be automatically rejected from further consideration.

DOES YOUR PROPOSAL COMPLY EXACTLY AS WRITTEN?

Yes  No ( )

6. In order to review the QA process used by the manufacturer, copies of all final inspection reports and checklists, along with electrical amp draw forms must be included with the proposal.

DOES YOUR PROPOSAL COMPLY EXACTLY AS WRITTEN?

Yes  No ( )

7. Each manufacturer must submit documents to indicate that it actively participates in a "Drug-free Workplace" program.

DOES YOUR PROPOSAL COMPLY EXACTLY AS WRITTEN?

Yes  No ( )

8. Each Vendor must submit current certification of all welders employed by the vehicle manufacturer who are used to fabricate any portion of the module and related component assemblies. Welders must be certified to American Welding Society (AWS) standards. Copies of certifications must be included with the proposal response. NO EXCEPTIONS.

DOES YOUR PROPOSAL COMPLY EXACTLY AS WRITTEN?

Yes  No ( )

9. Certification of welding inspections/testing for the manufacturer by an independent third-party agency will be provided with the proposal response. Testing must be in accordance with AWS standards. NO EXCEPTIONS.

DOES YOUR PROPOSAL COMPLY EXACTLY AS WRITTEN?

Yes  No ( )

10. Manufacturer shall have an established "Project Manager" system in place to provide a single "point of contact" to provide the end user with timely information and regular progress reports regarding the status of the production process and will also assist with inspections and acceptance of the vehicle at the manufacturer's facilities. This person shall be able to demonstrate competency and a thorough understanding of the specific requirements of the vehicle(s) described within these specifications. The name of this person shall be indicated in the Vendor's proposal. Progress reports shall be available via a

dedicated Web site with password access by the purchaser. Reports shall include but not be limited to production photos, technical issues, paint scheme/graphics, and revised completion date.

DOES YOUR PROPOSAL COMPLY EXACTLY AS WRITTEN?

Yes  No

11. It is important that the Purchaser receive the finest workmanship possible in the construction of the vehicle specified herein. To quantify the wording "the finest workmanship possible" and remove the subjective nature of such a statement, the Purchaser requires that the vehicle to be constructed (a) under the direction and guidance of one or more Registered Professional Engineers currently employed by the manufacturer, and (b) at least 75% or more of the engineers, mechanics and technicians responsible for the construction of this vehicle shall hold one or more certifications from either (i) The National Institute for Automotive Service Excellence, and/or (ii) The Emergency Vehicle Technician Certification Commission, Inc. To avoid showing favoritism toward any organization, either one or both of the organizations specified in (b) (i) and (b) (ii) above shall be acceptable in meeting the required 75% threshold specified therein. Proposals are solicited from all manufacturers holding evidence documenting that its engineers, mechanics and technicians meet the above qualifications (1) at the time this proposal is due, and (2) at the time the vehicle is completed and delivered. Such evidence shall be provided with the submission of the Vendor's proposal and again at the time the vehicle is delivered.

DOES YOUR PROPOSAL COMPLY EXACTLY AS WRITTEN?

Yes  No

## XXII. WORKMANSHIP

1. The overall appearance of the vehicle shall show good workmanship and all assemblies shall be accomplished in a manner acceptable in the industry.

DOES YOUR PROPOSAL COMPLY EXACTLY AS WRITTEN?

Yes  No

2. Defective or used parts, components, assemblies, or equipment shall not be used.

DOES YOUR PROPOSAL COMPLY EXACTLY AS WRITTEN?

Yes  No

3. All surfaces and edges of the interior shall be finished free of sharp edges, burrs, scratches, dents, gaps or other imperfections.

DOES YOUR PROPOSAL COMPLY EXACTLY AS WRITTEN?

Yes  No

## XXIII. INSURANCE & FINANCIAL DATA

1. Vendor must have a minimum of \$10,000,000 product liability insurance in effect. Valid Certificate of Insurance to be included with the proposal. No "third party" insurance documents from Vendors/manufacturers who will not be actually designing and fabricating the vehicle will be accepted.

DOES YOUR PROPOSAL COMPLY EXACTLY AS WRITTEN?

Yes  No

2. Proposals must include the manufacturer's Dun & Bradstreet DUNS number so the Purchaser can review its corporate history and financial stability.

DOES YOUR PROPOSAL COMPLY EXACTLY AS WRITTEN?

Yes  No

## XXIV. REMOUNTING

1. Each Vendor submitting a proposal must also include a realistic cost estimate for remounting each vehicle at both four and five-year intervals for 20 years after initial purchase. Pricing shall reflect all

variables including, but not limited to new chassis pricing, trade-in of used chassis, etc. and a comparative analysis of remounting the Vendor's modules versus purchasing new vehicles.

DOES YOUR PROPOSAL COMPLY EXACTLY AS WRITTEN?

Yes  No ( )

- Proposals will be evaluated based on projected longevity of the modular body and conversion. Due to the fact that remounting of the modular body onto a new chassis at the end of the original chassis life will extend the longevity of the ambulance conversion, ultimately resulting in a large savings to the Purchaser, it is of utmost importance that the vehicle(s) purchased under this contract are of the highest quality. This is especially true of the modular body structure. Likewise it is important that the manufacturer chosen for this contract offer direct remounting of the vehicle(s) in the same facilities where the vehicle(s) are originally manufactured. In order to assure this is the situation all Vendors must meet the following requirements. NO EXCEPTIONS WILL BE ALLOWED TO THESE REQUIREMENTS.

DOES YOUR PROPOSAL COMPLY EXACTLY AS WRITTEN?

Yes  No ( )

- The manufacturer for the vehicle being proposed must have an established and functioning in-house (Factory) remount program and submit satisfactory evidence of this requirement with their proposal. This remount program must have been in continuous operation for a minimum of ten (10) years. Remount programs where the remounts are accomplished by a dealer for the manufacturer, or by a sub-contractor are not acceptable. The remounts must be accomplished completely at the same facilities where the vehicle was originally manufactured. This will ensure access and installation of OEM specification components and adherence to good engineering practices (including QVM requirements.) Remount warranties and a description of the facilities and staff dedicated to performing factory remounts must be included with your proposal. Manufacturer must submit notarized documents attesting to the fact that they have performed at least 500 factory remounts and provide a list of at least 15 Purchasers for whom they have performed multiple fleet remounts to demonstrate the cost-effectiveness and durability of their modules.

DOES YOUR PROPOSAL COMPLY EXACTLY AS WRITTEN?

Yes  No ( )

## XXV. MANUALS, HANDBOOKS AND INSTRUCTIONS

- A vehicle operating instruction handbook, repair manual and parts handbook shall be furnished with each unit.

DOES YOUR PROPOSAL COMPLY EXACTLY AS WRITTEN?

Yes  No ( )

- An accessory, components, equipment and systems instruction handbook(s) shall be furnished with each vehicle.

DOES YOUR PROPOSAL COMPLY EXACTLY AS WRITTEN?

Yes  No ( )

- The handbooks shall cover installation and operation instructions, drawings, illustrations, manufacturer's part numbers, service/lubrication instructions, assembly and disassembly instructions, along with safety precautions to insure proper installation, operation and maintenance.

DOES YOUR PROPOSAL COMPLY EXACTLY AS WRITTEN?

Yes  No ( )

- Complete wiring diagrams shall be furnished in the owner's handbook. These shall be specific to the completed vehicle and shall not be "generic" in nature. Each optional circuit shall be indicated on a separate page.

DOES YOUR PROPOSAL COMPLY EXACTLY AS WRITTEN?

Yes  No ( )

XXVI Price for apparatus:

Price for one complete unit

\$ 249,893.93

XXVII The following equipment should not be included in the apparatus price, but should be bid as separate items that can be purchased from the vendor if their apparatus bid is selected:

Loose equipment

(01) Stretcher: Ferno Washington Model 35X Pr-Flexx	\$ <u>5,643.53</u>
(02) Ferno Washington LBS board	\$ <u>1,724.00</u>
(03) Zoll M series 12-lead EKG Monitor with pacing, SPO2, 12 lead ekg and NIBP	\$ <u>N/B</u>
(04) Zoll M series 3-lead EKG Monitor with pacing	\$ <u>N/B</u>
(05) Nonin 8500 pulse oximeter with adult and pediatric sensors	\$ <u>805.97</u>
(06) Welch Allyn Sure Temp Thermometer with oral and rectal probes	\$ <u>397.11</u>
(07) Oxygen cylinders: Five (5) aluminum D-cylinders with toggle handles	\$ <u>397.11</u>
(08) Two (2) EvaluateMed O2 regulator for D-cylinder 0-15 lpm	\$ <u>N/B</u>
(09) Victor 50psi M-cylinder O2 regulator	\$ <u>N/B</u>
(10) Safety International Oxygen sleeve D-tank (royal blue)	\$ <u>N/B</u>
(11) Iron Duck Oxygen Bag 36002D-GN	\$ <u>150.63</u>
(12) Easy Go Portable Aspirator Unit	\$ <u>N/B</u>
(13) EZ-IO kit with adult and peds	\$ <u>N/B</u>
(14) Conterra Intubation Kit	\$ <u>104.08</u>
(15) ADC System 5 Multi Cuff system	\$ <u>181.31</u>
(16) Ferno Washington Pedimate infant restraint	\$ <u>350.60</u>
(17) LSP Pediatric Immobilizer	\$ <u>415.31</u>
(18) 2 Pro-Lite XL backboards without pins	\$ <u>487.12</u>
(19) Ferno Washington 65EXL scoop stretcher	\$ <u>1,002.48</u>
(20) Iron Duck Ultra SpaceSav Folding Backboard	\$ <u>488.21</u>
(21) Three (3) Spider Straps Multi Color EPR	\$ <u>N/B</u>
(22) Stryker 6252 Stair Chair with Patient head restraint system	\$ <u>N/B</u>
(23) Two (2) Ferno Washington KED	\$ <u>339.86</u>
(24) Adult and Pediatric Hare Traction Splints	\$ <u>691.84</u>
(25) Adult and Pediatric Sager Splint	\$ <u>395.34</u>
(26) MDI Vaccum Splint Set	\$ <u>243.56</u>
(27) Darco Add a Splint set	\$ <u>N/B</u>
(28) AkroBins 12 30-240 with dividers 40-245	\$ <u>N/B</u>
(29) AkroBins 12 30-250 with dividers 40-245	\$ <u>N/B</u>
(30) AkroBins 6 30-210	\$ <u>N/B</u>
(31) Iron Duck Ultra Sof Box Plus 32325RB	\$ <u>285.91</u>
(32) Three (3) Scott 4.5 SCBA model # 804846-1002 (This includes 30 minute Carbon Cylinder,	\$ <u>N/B</u>
(33) Dual EBSS and Mask)	\$ <u>N/B</u>
(34) Pro-bar Haligan tool 30in forged haligan tool	\$ <u>N/B</u>
(35) Flat Head Fire Axe	\$ <u>N/B</u>
(36) Brackets for Irons Mounts designed to hold axe and haligan together.	\$ <u>N/B</u>
(37) Sledge hammer 10 lb sledge w/ synthetic handle	\$ <u>N/B</u>
(38) Sixty four piece Craftsman Mechanics tool set	\$ <u>N/B</u>

**NO EXCEPTIONS**



# Notice of Certification

Issued To

***Excellence, Inc.***

of Madison Alabama

***Freightliner, M2 Type I DRW Modular Ambulance***

Certification # 6331-13705-R Vin # 1FVACWDJ55V55413 WB 162" GVWR 14,600 lbs

Certified I/A/W  
Federal Standard  
KKK-A-1822E  
KKK-A-1822F  
Revised from 4/13/06

Metals & Materials Engineers  
1039 Industrial Ct.  
Suwanee, GA 30024

Date:

September 21, 2008

Tim Dodd, Vehicle Testing





U.S. Department  
of Transportation  
**National Highway  
Traffic Safety  
Administration**

1200 New Jersey Ave., S.E.  
Washington, D.C. 20590

January 15, 2008

Mr. Angie Walker  
Excellance, Inc.  
453 Lanier Road  
Madison, AL 35758

Dear Mr. Walker:

This is to inform you that the National Highway Traffic Safety Administration (NHTSA) has processed Excellance, Inc.'s (Excellance) information submitted under the requirements of 49 CFR Parts 566, *Manufacturer Identification*.

An acknowledgement of Excellance's registration as a U.S. market, multipurpose passenger vehicle (MPV) manufacturer the part 566 database at: [www.nhtsa.dot.gov/cars/rules/manufacture](http://www.nhtsa.dot.gov/cars/rules/manufacture)

Please note that, although NHTSA has registered Excellance as a final stage manufacturer, NHTSA does not presume or suggest that MPVs manufactured by Excellance meet the requirements of Federal motor vehicle safety standards (FMVSS). It is Excellance's exclusive responsibility as a manufacturer to enact engineering effort and to perform compliance testing to ensure that their MPVs comply with the requirements of FMVSS.

Note also that Excellance's MPVs manufactured for the U. S. market, must bear certification labels that comply with the requirements of 49 CFR Part 567, *Certification* including the manufacturer's statement that the MPVs comply with the requirements of applicable FMVSS in effect at time of production.

And note that Excellance must maintain business records pertaining to the manufacture of its U.S. certified MPVs; initiate safety recall campaigns to remedy possible noncompliance and/or safety defects; and, if it has an off-shore component of its manufacturing process, appoint its U.S. agent.

You may e-mail: [importcertification@dot.gov](mailto:importcertification@dot.gov) or by fax: 202-493-0073.

Sincerely,

A handwritten signature in cursive script that reads "David Coleman".

David Coleman  
Safety Compliance Specialist  
Office of Vehicle Safety Compliance





**Ford Motor Company**

*Is proud to recognize*

***Excellence, Inc.***

*as a participant in the*

***Ambulance***


***Qualified Vehicle Modifier Program***



A handwritten signature in black ink, reading "Randy M. Freiburger".

Randy M. Freiburger - SVE Quality Programs Mgr.

***September, 2017***



**NTEA MEMBER VERIFICATION PROGRAM**

has conferred upon

**Excellence, Inc.**

designation as an

**MVP qualified company**

for outstanding business practices and  
successful implementation of quality standards.

A handwritten signature in cursive script, appearing to read 'Steve Cary', written over a horizontal line.

NTEA Executive Director

September 30, 2020

Term of designation

## Tab 6 – Item (e)

### DRUG AND ALCOHOL POLICY

#### I. Policy

It is the policy of Excellence, Inc. to maintain a drug-free workforce, as well as a safe and drug-free environment for employees, customers, and visitors.

- A. Excellence expects all employees to be drug and alcohol free as described in this policy. Excellence employees are prohibited from possessing, using, distributing, manufacturing, purchasing, dispensing, selling or transferring illegal drugs while working, while on Company premises, or while operating Company vehicles or equipment. Excellence has established a drug-testing program to include the following types of testing: pre-employment, reasonable suspicion, post-accident, and random.
- B. Employees using drugs prescribed for them, or that have been otherwise legally authorized, are responsible for alerting their managers of potential side effects that could affect their conduct, performance or safety in order that a determination can be made about whether the employee should report to, or remain, at work.
- C. All test results will be kept confidential. Disclosure of the results of the drug test, as confirmed, shall be limited to those employees who have a "need to know" the results, generally consisting of the applicant or employee, as well as cognizant supervisory and human resources personnel. Employees and applicants who fail a drug test may request a copy of their test results.
- D. Off-the-job illegal drug use which could adversely affect an employee's job performance or which could jeopardize the safety of employees, customers, visitors, or Company equipment, may be cause for disciplinary action up to and including termination of employment.
- E. Under Alabama law, workers who are injured at the workplace or in the course of employment may be tested for drugs and alcohol and if impaired, may not be paid benefits under the Alabama Worker's Compensation Law if the injury is the result of an accident caused by drug and/or alcohol impairment.

#### II. Pre-Employment Drug Testing

- A. Employment with Excellence shall be contingent upon an applicant's ability to pass a drug test at a Company designated facility. All applicants to whom offers have been extended will be required to pass a drug test prior to beginning employment with Excellence. Refusal or failure to undergo or cooperate with any stage of the process shall be considered as failure to pass the drug test. Any applicant who fails a drug test will 1) be required to reimburse the Company for the cost of the drug test, and 2) be prohibited from beginning employment with Excellence until six (6)

## Tab 6 – Item (e)

- B. Refusal or failure to undergo or cooperate with any stage of the process may result in the forfeiture of a right to recover workers' compensation benefits and will be considered as a failure to pass the drug test.
- C. Testing positive for controlled substances or an involvement in an accident due to intoxication from the use of alcohol or impairment by illegal drugs may result in the denial of compensation under the Alabama Workers' Compensation Act.
- D. Decisions for the continued employment of employees who fail a post-accident drug test will be at the sole discretion of Excellence Senior Management. Employees may be given the option of:
  - 1. Resign employment with Excellence, Inc., or
  - 2. Agree to continue employment with Excellence under the condition that the employee will pay for the failed drug test and agree to pay for additional drug tests on two (2) days randomly selected by Excellence over the next six (6) months at a Company designated facility. Failing either of the two (2) drug tests will result in immediate termination. Refusal or failure to undergo or cooperate with any stage of the process will result in immediate termination.

### V. Random Testing

- A. Random tests are unannounced and conducted on a random basis so that every employee has an equal chance of being selected for testing. Excellence will pay for the cost of the random drug tests, except as noted in section C below.
- B. Refusal or failure to undergo or cooperate with any stage of the process shall be considered as failure to pass the drug test.
- C. Decisions for the continued employment of employees who fail a random drug test will be at the sole discretion of Excellence Senior Management. Employees may be given the option of:
  - 1. Resign employment with Excellence, Inc., or
  - 2. Agree to continue employment with Excellence under the condition that the employee will pay for the failed drug test and agree to pay for additional drug tests on two (2) days randomly selected by Excellence over the next six (6) months at a Company designated facility. Failing either of the two (2) drug tests will result in immediate termination. Refusal or failure to undergo or cooperate with any stage of the process will result in immediate termination.

**Tab 6 – Item (e)**

**EXCELLANCE, INC.**

**DRUG AND ALCOHOL ABUSE POLICY CONSENT TO DRUG TEST FORM**

I certify that I have received a written copy of the Excellance Drug and Alcohol Abuse Policy. I have been given the opportunity to ask questions regarding this policy. Consistent with the policy, I understand I will be requested by the Company to submit to a screening test for illegal drugs, illegally used drugs and/or alcohol which includes urine samples and other necessary medical tests to determine the presence or use of alcohol, drugs or controlled substances.

I hereby voluntarily consent for specimen(s) to be collected from me and submitted for drug and/or alcohol testing as a condition of my initial or continued employment.

**I understand if my test indicates a confirmed positive for illegal substances, I will not be considered for employment for at least six months; in the event I am an employee at the time of the test I will be subject to discipline including termination, in accordance with the Excellance Drug & Alcohol Abuse Policy.**

I further understand that the test results will remain confidential between the Company and myself, except as may be required by law.

**I agree to hold the Company harmless from any and all liability in connection with this testing and the results as it relates to my employment or consideration for employment.**

I have read (or have had read to me) and understand the foregoing statement.

\_\_\_\_\_  
Employee Signature

\_\_\_\_\_  
Date

**Nothing in this policy alters the fact that employees are employed for an indefinite Period of time and that either the employee or Excellance may terminate such employment with or without cause at any time for any reason.**

**Company Copy**


# EXCELLANCE, INC.

453 Lanier Road, Madison, Alabama 35758, Phone (256) 772-9321

Toll Free 1-800-882-9799 Fax # (256) 772-8792

Tab 6 – Item (f)

Excellance hereby certifies that it has performed over 1,000 factory remounts. A list of references follows this page.



Corporate Officer



Notary Name Lisa Barfield

Commission Expires: 4/14/2019

Notary Public

Alabama State at Large





## REMOUNT REFERENCES

### **BENTONVILLE FIRE DEPARTMENT**

211 SW "A" Street  
Bentonville, AR 72712  
Dan White / Brent Boydston  
479-271-3152 (8-5)  
bboydston@bentonvillear.com  
12 New Units  
12 Remounts

### **BOSSIER CITY FIRE DEPARTMENT**

620 Benton Rd.  
Bossier City, LA 71111  
318-741-8714  
Jeff Watson  
Jeff.Watson@bossierfire.com  
10 New  
10 Remounts

### **ESKANAZI HEALTH (WISHARD HEALTH SERVICES)**

1001 West 10<sup>th</sup>. Street  
Indianapolis, IN 46202  
Brian Scott, Mgr.  
Fleet Utilization/EMS Supply Purchasing/Ambulance Service  
317-223-4487 (8-5)  
scott6061@aol.com  
19 New Units  
45 Remounts

### ***HEMSI (HUNTSVILLE EMERGENCY MEDICAL SERVICES, INC.)***

P.O. Box 7108  
Huntsville, AL 35807  
John Howell  
Chief Executive Officer  
256-518-2242  
JHOWELL@HEMSI.ORG  
23 New Units  
19 Remounts

### ***HOPKINS COUNTY MEMORIAL HOSPITAL***

115 Airport Rd.  
Sulphur Springs, TX 75482  
Brent Smith  
903-885-7671  
michsmith@hcmh.com  
7 New Units  
12 Remounts

### ***KISSIMMEE FIRE DEPARTMENT***

200 w. Dakin Ave.  
Kissimmee, FL 34741  
Karen Hunter  
407-518-2222  
7 New Units  
8 Remounts

**RICHMOND AMBULANCE SERVICE**

2400 Hermitage Road  
Richmond, VA 23220  
Chip Decker, CEO  
804 / 254-1181 (8-5)  
cdecker@raaems.org  
32 New Units  
39 Remounts

**SEQUOIA SAFETY COUNCIL**


500 East 11<sup>th</sup> St.  
Reedley, CA 93654  
Craig Cooper  
559-638-9995  
ccooper@sequoiasafetycouncil.com  
5 New Units  
7 Remounts

**SHREVEPORT FIRE DEPARTMENT**

6300 Kennedy Drive  
Shreveport, LA 71109  
Kenny Wheeler, Maintenance Chief  
318-673-6730 (8-5)  
kenny.wheeler@shreveportla.gov  
18 New Units  
26 Remounts

**WILLIAMSON MEDICAL CENTER**

2021 Carothers  
Franklin, TN 37067  
Allen Lovett, EMS Executive Administrator  
615-790-4122 (8-5)  
alovett@wmed.org  
44 New Units  
6 Remounts



National Institute for  
**AUTOMOTIVE  
SERVICE  
EXCELLENCE**

*Be it known that*

**RANDALL W CLICK**

has successfully passed the examinations and met the work experience requirement prescribed by the National Institute for Automotive Service Excellence and is hereby **ASE CERTIFIED** in the service areas listed below

**COLLISION REPAIR TECHNICIAN**

AREAS OF DEMONSTRATED ACHIEVEMENT  
PAINTING AND REFINISHING


\*\* \*\*

EXPIRES  
JUNE 30, 2018

GIVEN THIS 31ST DAY OF MAY 2013, AT LEESBURG, VIRGINIA

ASE-2407-8944  
ASE IDENTIFICATION NUMBER

*Timothy A. Zilke*  
TIMOTHY A. ZILKE, President



National Institute for  
**AUTOMOTIVE  
SERVICE  
EXCELLENCE**

*Be it known that*

**SCOTT H. FRAZIER**

has successfully passed the examinations and met the work experience requirement prescribed by the National Institute for Automotive Service Excellence and is hereby **ASE-CERTIFIED** in the service areas listed below:

**MEDIUM/HEAVY TRUCK TECHNICIAN**

AREAS OF DEMONSTRATED ACHIEVEMENT:  
**ELECTRIC/ELECTRONIC SYSTEMS**

EXPIRES  
**DECEMBER 31, 2020**

ISSUED THIS 21ST DAY OF AUGUST, 2015, AT LEESBURG, VIRGINIA

ASE #1207-1875

SEVEN EIGHT SEVEN, NUMBER

*Timothy A. Zuber*

THE CHIEF, ASE-CERTIFICATION





National Institute for  
**AUTOMOTIVE  
SERVICE  
EXCELLENCE**

*Be it known that*

**ROGER D HOLMAN**



has successfully passed the examinations and met the work experience requirement prescribed by the National Institute for Automotive Service Excellence and is hereby ASE CERTIFIED in the service areas listed below.

**COLLISION REPAIR TECHNICIAN**

AREAS OF DEMONSTRATED ACHIEVEMENT  
PAINTING AND REFINISHING

\*\* \*\*

EXPIRES  
JUNE 30, 2020

GIVEN THIS 1ST DAY OF MAY 2015, AT LEESBURG, VIRGINIA

ASE-1210-2306

ASE IDENTIFICATION NUMBER

*Tracy A. Zink*  
TRACY A. ZINK, President



National Institute for  
**AUTOMOTIVE  
 SERVICE  
 EXCELLENCE**

*Be it known that*

**JAMES C NORMAN**



has successfully passed the examinations and met the work experience requirement prescribed by the National Institute for Automotive Service Excellence and is hereby ASE CERTIFIED in the service areas listed below.

**MEDIUM/HEAVY TRUCK TECHNICIAN**

AREAS OF DEMONSTRATED ACHIEVEMENT  
 ELECTRICAL/ELECTRONIC SYSTEMS

EXPIRES  
 DECEMBER 31, 2020


\*\*\* \*\* \*\* \*\* \*\*

GIVEN THIS 21ST DAY OF AUGUST 2015, AT LEESBURG, VIRGINIA

ASE-1503-3054

ASE IDENTIFICATION NUMBER

*Timothy A. Zilke*  
 TIMOTHY A. ZILKE, President



National Institute for  
**AUTOMOTIVE  
SERVICE  
EXCELLENCE**

*Be it known that*

**BRIAN A PALMER**

has successfully passed the examinations and met the work experience requirement prescribed by the National Institute for Automotive Service Excellence and is hereby **ASE CERTIFIED** in the service areas listed below.

**MEDIUM/HEAVY TRUCK TECHNICIAN**

AREAS OF DEMONSTRATED ACHIEVEMENT  
**HEATING, VENTILATION, AND A/C**

EXPIRES **JUNE 30, 2021**  
\*\* \*\*

GIVEN THIS 10TH DAY OF JUNE 2016, AT LEESBURG, VIRGINIA

ASE-5583-6996

ASE IDENTIFICATION NUMBER

*Timothy A. Zilke*  
TIMOTHY A. ZILKE, President





# EMERGENCY VEHICLE TECHNICIAN

CERTIFICATION COMMISSION, INC.

## Charles Epps

is certified in the areas listed below:

Expires:

06/09/2019

Design & Performance Standards of Ambulances



*Stephen Wilde*

Stephen Wilde, President

# EMERGENCY VEHICLE TECHNICIAN

CERTIFICATION COMMISSION, INC.

**Michael Davis**

is certified in the areas listed below:

Design & Performance Standards of Ambulances

Expires:

06/09/2019



*Stephen Wilde*

Stephen Wilde, President

**EMERGENCY VEHICLE TECHNICIAN**  
CERTIFICATION COMMISSION, INC.

**Amos Epps**

is certified in the areas listed below:

Design & Performance Standards of Ambulances

Expires:

10/19/2020



*Stephen Wilde*

Stephen Wilde, President

# EMERGENCY VEHICLE TECHNICIAN

CERTIFICATION COMMISSION, INC.

**Lisa Barfield**

is certified in the areas listed below:

Design & Performance Standards of Ambulances

Expires:

06/09/2019



*Stephen Wilde*

Stephen Wilde, President

# EMERGENCY VEHICLE TECHNICIAN

CERTIFICATION COMMISSION, INC.

## Richard Barnard

is certified in the areas listed below:

Ambulance Electrical Systems

Expires:

06/08/2020



*Stephen Wilde*

Stephen Wilde, President

# EMERGENCY VEHICLE TECHNICIAN

CERTIFICATION COMMISSION, INC.

## Michael Barton

is certified in the areas listed below:

Expires:

10/20/2019

Design & Performance Standards of Ambulances



*Stephen Wilde*

Stephen Wilde, President

# Emergency Vehicle Technician

Certification Commission, Inc.



## Cathy Baswell

is certified in the areas listed below:

Expires:

06/12/2022

Design & Performance Standards of Ambulances

*Stephen Wilde*  
Stephen Wilde, President

# Emergency Vehicle Technician

## Certification Commission, Inc.



**Christina Biller**

is certified in the areas listed below:

Design & Performance Standards of Ambulances

Expires:

06/12/2022

*Stephen Wilde*  
Stephen Wilde, President



# Emergency Vehicle Technician

Verification Commission, Inc.



## Theodore Breach

is certified in the areas listed below:

Design & Performance Standards of Ambulances

Expires:

10/17/2021

  
Stephen Wilde, President

**EMERGENCY VEHICLE TECHNICIAN**  
CERTIFICATION COMMISSION, INC.

**James Butler**

is certified in the areas listed below:

Ambulance Electrical Systems

Expires:

10/19/2020



*Stephen Wilde*

Stephen Wilde, President

# Emergency Vehicle Technician

Certification Commission, Inc.



## Ervin Cody

is certified in the areas listed below:

Expires:

10/16/2022

Design & Performance Standards of Ambulances

*Stephen Wilde*  
Stephen Wilde, President

# EMERGENCY VEHICLE TECHNICIAN

CERTIFICATION COMMISSION, INC.

## Johnathan Cody

is certified in the areas listed below:

Design & Performance Standards of Ambulances

Expires:

10/21/2018



*Stephen Wilde*

Stephen Wilde, President

# EMERGENCY VEHICLE TECHNICIAN

CERTIFICATION COMMISSION, INC.

## Roger Cody

is certified in the areas listed below:

Design & Performance Standards of Ambulances

Expires:

06/08/2020



*Stephen Wilde*

Stephen Wilde, President

# EMERGENCY VEHICLE TECHNICIAN

CERTIFICATION COMMISSION, INC.

## Wayne Dempsey

is certified in the areas listed below:

Design & Performance Standards of Ambulances

Expires:

06/09/2019



*Stephen Wilde*

Stephen Wilde, President

# EMERGENCY VEHICLE TECHNICIAN CERTIFICATION COMMISSION, INC.

## Scott Frazier

is certified in the areas listed below:

Expires:

10/19/2020

06/08/2020

Design & Performance Standards of Ambulances

Ambulance Electrical Systems



*Stephen Wilde*

Stephen Wilde, President

# EMERGENCY VEHICLE TECHNICIAN

CERTIFICATION COMMISSION, INC.

## Vasyl Greynorovych

is certified in the areas listed below:

Expires:

10/19/2020

Design & Performance Standards of Ambulances



*Stephen Wilde*

Stephen Wilde, President



# EMERGENCY VEHICLE TECHNICIAN

CERTIFICATION COMMISSION, INC.

## Ronald Joseph

is certified in the areas listed below:

Design & Performance Standards of Ambulances

Expires:

06/09/2019



*Stephen Wilde*

Stephen Wilde, President

# EMERGENCY VEHICLE TECHNICIAN CERTIFICATION COMMISSION, INC.

**Sam Lanier**

is certified in the areas listed below:

Design & Performance Standards of Ambulances

Expires:

10/19/2020



*Stephen Wilde*

Stephen Wilde, President

# EMERGENCY VEHICLE TECHNICIAN

CERTIFICATION COMMISSION, INC.

## John Martin

is certified in the areas listed below:

Design & Performance Standards of Ambulances

Expires:

10/21/2018



*Stephen Wilde*

Stephen Wilde, President

# EMERGENCY VEHICLE TECHNICIAN CERTIFICATION COMMISSION, INC.

## Gerry Mccowan

is certified in the areas listed below:

Maintenance, Inspection, & Testing of Ambulances	Expires: 06/10/2018
Design & Performance Standards of Ambulances	06/08/2020
Ambulance Electrical Systems	06/08/2020
Ambulance Heating, Air-Conditioning, and Ventilation	10/19/2020
Ambulance Cab, Chassis, and Powertrain	10/19/2020



*Stephen Wilde*

Stephen Wilde, President

# EMERGENCY VEHICLE TECHNICIAN

CERTIFICATION COMMISSION, INC.

## Donnie Mcdow

is certified in the areas listed below:

Design & Performance Standards of Ambulances

Expires:

06/09/2019



*Stephen Wilde*

Stephen Wilde, President

**EMERGENCY VEHICLE TECHNICIAN**  
CERTIFICATION COMMISSION, INC.

**Rodney Moore**

is certified in the areas listed below:

Expires:

06/08/2020

Design & Performance Standards of Ambulances



*Stephen Wilde*

Stephen Wilde, President

# Emergency Vehicle Technician

## Certification Commission, Inc.



**James Norman**

is certified in the areas listed below:

Expires:

10/16/2022

06/12/2022

Design & Performance Standards of Ambulances

Ambulance Electrical Systems

*Stephen Wilde*  
Stephen Wilde, President

# Emergency Vehicle Technician


## Certification Commission, Inc.



**Brian Palmer**

is certified in the areas listed below:

	Expires:
Design & Performance Standards of Ambulances	10/17/2021
Ambulance Electrical Systems	10/16/2022
Ambulance Heating, Air-Conditioning, and Ventilation	10/19/2020

  
Stephen Wilde, President



# Emergency Vehicle Technician

Certification Commission, Inc.



## Raymond Pettit

is certified in the areas listed below:

Ambulance Electrical Systems

Expires:

10/17/2021

*Stephen Wilde*  
Stephen Wilde, President

# Emergency Vehicle Technician

Certification Commission, Inc.



## Tara Quattlebaum

is certified in the areas listed below:

Expires:

06/12/2022

Design & Performance Standards of Ambulances

*Stephen Wilde*  
Stephen Wilde, President

# EMERGENCY VEHICLE TECHNICIAN

CERTIFICATION COMMISSION, INC.

## Terry Quimby

is certified in the areas listed below:

Design & Performance Standards of Ambulances

Expires:

06/09/2019



*Stephen Wilde*

Stephen Wilde, President

# Emergency Vehicle Technician

Verification Commission, Inc.



**Richard Rogers**

is certified in the areas listed below:

Expires:

10/16/2022

Ambulance Electrical Systems

*Stephen Wilde*

Stephen Wilde, President

# Emergency Vehicle Technician Certification Commission, Inc.



**Larry Romine**

is certified in the areas listed below:

Design & Performance Standards of Ambulances

Expires:

06/12/2022

*Stephen Wilde*  
Stephen Wilde, President

# Emergency Vehicle Technician

Certification Commission, Inc.



## Thomas Wallace

is certified in the areas listed below:

Expires:

10/16/2022

Ambulance Electrical Systems

  
Stephen Wilde, President

# EMERGENCY VEHICLE TECHNICIAN CERTIFICATION COMMISSION, INC.

## Michael Weeks

is certified in the areas listed below:

Design & Performance Standards of Ambulances

Expires:

06/08/2020



*Stephen Wilde*

Stephen Wilde, President



# DALLAS TRAINING CENTER

*This is to acknowledge that*

## **Randall Click**

*has completed the course listed below and is awarded this certificate.  
40CFR Part 63, Subpart HHHHHH*

### **Fleet CFR**

*In recognition thereof the following authorized signatures  
are affixed the 1<sup>st</sup> day of November, 2011.*

*Rodney E. Habel*

Rodney E. Habel - Manager Training Operations

*Dean Morrison*

Dean Morrison - Training Specialist

*Michael Pellett*

Michael Pellett - Training Center Manager





# DALLAS TRAINING CENTER

*This is to acknowledge that*

**Dwain Holman**

*has completed the course listed below and is awarded this certificate.  
40CFR Part 63, Subpart HHHHHH*

## Fleet CFR

*In recognition thereof the following authorized signatures  
are affixed the 1<sup>st</sup> day of November, 2011.*

*Rodney E. Habel*

Rodney E. Habel - Manager Training Operations

*Dean Morrison*

Dean Morrison - Training Specialist

*Michael Pellett*

Michael Pellett - Training Center Manager



# DALLAS TRAINING CENTER

*This is to acknowledge that*

**Josh Pence**

*has completed the course listed below and is awarded this certificate.  
40CFR Part 63, Subpart HHHHHH*

**Fleet CFR**

*In recognition thereof the following authorized signatures  
are affixed the 1<sup>st</sup> day of November, 2011.*

*Rodney E. Habel*


Rodney E. Habel - Manager Training Operations

*Dean Morrison*

Dean Morrison - Training Specialist

*Michael Pellett*

Michael Pellett - Training Center Manager



# DALLAS TRAINING CENTER

This is to acknowledge that

**Randy Pettway**

has completed the course listed below and is awarded this certificate.  
40CFR Part 63, Subpart HHHHHH

## Fleet CFR

In recognition thereof the following authorized signatures  
are affixed the 1<sup>st</sup> day of November, 2011.

*Rodney E. Habel*

Rodney E. Habel - Manager Training Operations

*Dean Morrison*

Dean Morrison - Training Specialist

*Michael Pellett*

Michael Pellett - Training Center Manager



AUTOMOTIVE FINISHES

# ATLANTA TRAINING CENTER

*This is to acknowledge that*

## MARK ANDERSON

*has completed the course listed below*

### Color Match Simplicity

*In recognition thereof the following authorized signatures are affixed the 8<sup>th</sup> day of October, 2014.*

*Rodney E. Habel*

Rodney E. Habel - Director Training Operations

*Trent Scarborough*

Trent Scarborough - Training Specialist

*Brian Stebbins*

Brian Stebbins - Training Center Manager



AUTOMOTIVE FINISHES

# ATLANTA TRAINING CENTER

*This is to acknowledge that*

## RONNIE BASWELL

*has completed the course listed below*

### Color Match Simplicity

*In recognition thereof the following authorized signatures are affixed the 8<sup>th</sup> day of October, 2014.*

Rodney E. Habel - Director Training Operations

Trent Scarborough - Training Specialist

Brian Stebbins - Training Center Manager



AUTOMOTIVE FINISHES

# ATLANTA TRAINING CENTER

*This is to acknowledge that*

## RANDALL CLICK

*has completed the course listed below*

### Color Match Simplicity

*In recognition thereof the following authorized signatures are affixed the 8<sup>th</sup> day of October, 2014.*

*Rodney E. Habel*

Rodney E. Habel - Director Training Operations

*Trent Scarborough*

Trent Scarborough - Training Specialist

*Brian Stebbins*

Brian Stebbins - Training Center Manager

MARTIN  
SENOUR  
PAINTS®

AUTOMOTIVE FINISHES

# ATLANTA TRAINING CENTER

*This is to acknowledge that*

**DWAIN HOLMAN**

*has completed the course listed below*

## Color Match Simplicity

*In recognition thereof the following authorized signatures  
are affixed the 8<sup>th</sup> day of October, 2014.*



Rodney E. Habel - Director Training Operations



Trent Scarborough - Training Specialist



Brian Stebbins - Training Center Manager



AUTOMOTIVE FINISHES

# ATLANTA TRAINING CENTER

*This is to acknowledge that*

## JOSH PENCE

*has completed the course listed below*

### Color Match Simplicity

*In recognition thereof the following authorized signatures are affixed the 8<sup>th</sup> day of October, 2014.*

*Rodney E. Habel*

Rodney E. Habel - Director Training Operations

*Trent Scarborough*

Trent Scarborough - Training Specialist

*Brian Stebbins*

Brian Stebbins - Training Center Manager





AUTOMOTIVE FINISHES

# CHICAGO TRAINING CENTER

*This is to acknowledge that*

**Josh Pence**

*has completed the course listed below and is awarded this certificate.*

**Color Adjustment and Blending**

*In recognition thereof the following authorized signatures  
are affixed the April 30, 2014*

*Rodney E. Habel*

Rodney E. Habel - Director Training Operations

*Robert A. Smith*

Robert A. Smith - Training Specialist

*Martin R. Dewey*

Martin Dewey - Training Center Manager

## Tab 7 – Item (e)

### Resumes of Key Personnel responsible for the execution and performance of the contract.

**Charles T. Epps**, B.S., is President and Chief Executive Officer for Excellence and Chairman of its executive committee. With over 30 years experience at Excellence and in the ambulance industry, Mr. Epps focuses on the manufacture of premium quality EMS & Rescue apparatus, the development of the domestic and export markets, and profitability of the company. Mr. Epps has extensive experience in the areas of manufacturing, engineering, and marketing. Mr. Epps is also a past president of the Ambulance Manufacturer's Division of the National Truck Equipment Association.

**Michael Davis**, M.S. Management, is Vice-President of Manufacturing for Excellence and a member of its executive committee. Mr. Davis has direct responsibility for all manufacturing operations and purchasing. Mr. Davis has over 30 years experience in a variety of diverse manufacturing environments including aerospace, defense, naval hardware, and emergency vehicles. His experience includes over 20 years in the management of manufacturing operations including design and fabrication, manufacturing engineering, and quality assurance. Mr. Davis has enjoyed more than 10 years at Excellence.

**Ben Epps**, Vice President of Operations for Excellence and a member of its executive committee. Mr. Epps has been with the company for 8 years in multiple areas of production and sales from parts distribution and inventory to sales calls and conventions around the country. Mr. Epps is EVT certified with training in Lean Management and Six Sigma certifications. Mr. Epps currently handles everything associated with daily operations overseeing the production of the highest quality emergency vehicles in the world.

**Ronnie Baswell** is a Production Manager in charge of the weld, body and paint departments and is ASE certified as a Collision Repair Technician. Ronnie has been employed with Excellence for over 35 years.

**Sam Lanier** is a Production Manager in charge of the remount side of production. Sam reviews all remount quotes before they are released to production. He also manages the strip down process, storage of take-off parts, and final parts assembly of each remount unit. Sam has over 33 years experience with Excellence.



# CERTIFICATE OF LIABILITY INSURANCE

DATE (MM/DD/YYYY)

8/2/2017

THIS CERTIFICATE IS ISSUED AS A MATTER OF INFORMATION ONLY AND CONFERS NO RIGHTS UPON THE CERTIFICATE HOLDER. THIS CERTIFICATE DOES NOT AFFIRMATIVELY OR NEGATIVELY AMEND, EXTEND OR ALTER THE COVERAGE AFFORDED BY THE POLICIES BELOW. THIS CERTIFICATE OF INSURANCE DOES NOT CONSTITUTE A CONTRACT BETWEEN THE ISSUING INSURER(S), AUTHORIZED REPRESENTATIVE OR PRODUCER, AND THE CERTIFICATE HOLDER.

**IMPORTANT:** If the certificate holder is an ADDITIONAL INSURED, the policy(ies) must be endorsed. If SUBROGATION IS WAIVED, subject to the terms and conditions of the policy, certain policies may require an endorsement. A statement on this certificate does not confer rights to the certificate holder in lieu of such endorsement(s).

<b>PRODUCER</b> JD Fulwiler & Co. Insurance, Inc. 5727 SW Macadam Ave PO Box 69508 Portland OR 97239 INSURED Excellence Inc 453 Lanier Rd Madison AL 35758		<b>CONTACT NAME:</b> Cleonie Nathanielsz <b>PHONE (A/C, No, Ext):</b> (503) 293-8325 <b>FAX (A/C, No):</b> (503) 293-5418 <b>E-MAIL ADDRESS:</b> cnathanielsz@jdfulwiler.com	
		<b>INSURER(S) AFFORDING COVERAGE</b>	<b>NAIC #</b>
		<b>INSURER A:</b> National Fire Insurance of Hartford	20478
		<b>INSURER B:</b> Continental Insurance	35289
		<b>INSURER C:</b>	
		<b>INSURER D:</b>	
		<b>INSURER E:</b>	
		<b>INSURER F:</b>	

**COVERAGES**      **CERTIFICATE NUMBER:** CL178148230      **REVISION NUMBER:**

THIS IS TO CERTIFY THAT THE POLICIES OF INSURANCE LISTED BELOW HAVE BEEN ISSUED TO THE INSURED NAMED ABOVE FOR THE POLICY PERIOD INDICATED. NOTWITHSTANDING ANY REQUIREMENT, TERM OR CONDITION OF ANY CONTRACT OR OTHER DOCUMENT WITH RESPECT TO WHICH THIS CERTIFICATE MAY BE ISSUED OR MAY PERTAIN, THE INSURANCE AFFORDED BY THE POLICIES DESCRIBED HEREIN IS SUBJECT TO ALL THE TERMS, EXCLUSIONS AND CONDITIONS OF SUCH POLICIES. LIMITS SHOWN MAY HAVE BEEN REDUCED BY PAID CLAIMS.

INSR LTR	TYPE OF INSURANCE	ADDL SUBR INSD VVVD	POLICY NUMBER	POLICY EFF (MM/DD/YYYY)	POLICY EXP (MM/DD/YYYY)	LIMITS
A	<input checked="" type="checkbox"/> <b>COMMERCIAL GENERAL LIABILITY</b> <input type="checkbox"/> CLAIMS-MADE <input checked="" type="checkbox"/> OCCUR GEN'L AGGREGATE LIMIT APPLIES PER: <input checked="" type="checkbox"/> POLICY <input type="checkbox"/> PRO-JECT <input type="checkbox"/> LOC <input type="checkbox"/> OTHER		6042861810	8/1/2017	8/1/2018	EACH OCCURRENCE \$ 1,000,000 DAMAGE TO RENTED PREMISES (Ea occurrence) \$ 300,000 MED EXP (Any one person) \$ 15,000 PERSONAL & ADV INJURY \$ 1,000,000 GENERAL AGGREGATE \$ 2,000,000 PRODUCTS - COMP/OP AGG \$ 2,000,000 Employee Benefits \$ 1,000,000
A	<b>AUTOMOBILE LIABILITY</b> <input checked="" type="checkbox"/> ANY AUTO <input type="checkbox"/> ALL OWNED AUTOS <input type="checkbox"/> SCHEDULED AUTOS <input checked="" type="checkbox"/> HIRED AUTOS <input checked="" type="checkbox"/> NON-OWNED AUTOS		6042861807	8/1/2017	8/1/2018	COMBINED SINGLE LIMIT (Ea accident) \$ 1,000,000 BODILY INJURY (Per person) \$ BODILY INJURY (Per accident) \$ PROPERTY DAMAGE (Per accident) \$ Medical payments \$ 5,000
B	<input checked="" type="checkbox"/> <b>UMBRELLA LIAB</b> <input type="checkbox"/> OCCUR <input type="checkbox"/> <b>EXCESS LIAB</b> <input type="checkbox"/> CLAIMS-MADE DED <input checked="" type="checkbox"/> RETENTION \$ 10,000		6042861824	8/1/2017	8/1/2018	EACH OCCURRENCE \$ 9,000,000 AGGREGATE \$ 9,000,000
	<b>WORKERS COMPENSATION AND EMPLOYERS' LIABILITY</b> ANY PROPRIETOR/PARTNER/EXECUTIVE OFFICER/MEMBER EXCLUDED? (Mandatory in NH) If yes, describe under DESCRIPTION OF OPERATIONS below	Y/N	N/A			PER STATUTE <input type="checkbox"/> OTH-ER <input type="checkbox"/> E.L. EACH ACCIDENT \$ E.L. DISEASE - EA EMPLOYEE \$ E.L. DISEASE - POLICY LIMIT \$

DESCRIPTION OF OPERATIONS / LOCATIONS / VEHICLES (ACORD 101, Additional Remarks Schedule, may be attached if more space is required)

DESCRIPTION OF OPERATIONS / LOCATIONS / VEHICLES (ACORD 101, Additional Remarks Schedule, may be attached if more space is required)

<b>CERTIFICATE HOLDER</b>  PROOF OF INSURANCE ONLY	<b>CANCELLATION</b>  SHOULD ANY OF THE ABOVE DESCRIBED POLICIES BE CANCELLED BEFORE THE EXPIRATION DATE THEREOF, NOTICE WILL BE DELIVERED IN ACCORDANCE WITH THE POLICY PROVISIONS.
	<b>AUTHORIZED REPRESENTATIVE</b>  Becky Harding/CLEONI <i>Becky Harding, Clerk</i>

© 1988-2014 ACORD CORPORATION. All rights reserved.



# CERTIFICATE OF LIABILITY INSURANCE

DATE (MM/DD/YYYY)  
01/10/2018

THIS CERTIFICATE IS ISSUED AS A MATTER OF INFORMATION ONLY AND CONFERS NO RIGHTS UPON THE CERTIFICATE HOLDER. THIS CERTIFICATE DOES NOT AFFIRMATIVELY OR NEGATIVELY AMEND, EXTEND OR ALTER THE COVERAGE AFFORDED BY THE POLICIES BELOW. THIS CERTIFICATE OF INSURANCE DOES NOT CONSTITUTE A CONTRACT BETWEEN THE ISSUING INSURER(S), AUTHORIZED REPRESENTATIVE OR PRODUCER, AND THE CERTIFICATE HOLDER.

**IMPORTANT:** If the certificate holder is an ADDITIONAL INSURED, the policy(ies) must be endorsed. If SUBROGATION IS WAIVED, subject to the terms and conditions of the policy, certain policies may require an endorsement. A statement on this certificate does not confer rights to the certificate holder in lieu of such endorsement(s).

<b>PRODUCER</b> J Smith Lanier & Co-Huntsville Marsh & McLennan Agency, LLC P. O. Box 6087 Huntsville, AL 35813-0087	<b>CONTACT NAME:</b> PHONE (A/C, No, Ext): 256 890-9000      FAX (A/C, No): 256 890-9070 E-MAIL ADDRESS:	
	INSURER(S) AFFORDING COVERAGE      NAIC # INSURER A : Alabama Self Insured WC Fund INSURER B : Midwest Employers Casualty      25992 INSURER C : INSURER D : INSURER E : INSURER F :	

**COVERAGES**      **CERTIFICATE NUMBER:**      **REVISION NUMBER:**

THIS IS TO CERTIFY THAT THE POLICIES OF INSURANCE LISTED BELOW HAVE BEEN ISSUED TO THE INSURED NAMED ABOVE FOR THE POLICY PERIOD INDICATED. NOTWITHSTANDING ANY REQUIREMENT, TERM OR CONDITION OF ANY CONTRACT OR OTHER DOCUMENT WITH RESPECT TO WHICH THIS CERTIFICATE MAY BE ISSUED OR MAY PERTAIN, THE INSURANCE AFFORDED BY THE POLICIES DESCRIBED HEREIN IS SUBJECT TO ALL THE TERMS, EXCLUSIONS AND CONDITIONS OF SUCH POLICIES. LIMITS SHOWN MAY HAVE BEEN REDUCED BY PAID CLAIMS.

INSR LTR	TYPE OF INSURANCE	ADDL INSR	SUBR WVD	POLICY NUMBER	POLICY EFF (MM/DD/YYYY)	POLICY EXP (MM/DD/YYYY)	LIMITS
	COMMERCIAL GENERAL LIABILITY <input type="checkbox"/> CLAIMS-MADE <input type="checkbox"/> OCCUR GEN'L AGGREGATE LIMIT APPLIES PER: <input type="checkbox"/> POLICY <input type="checkbox"/> PRO-JECT <input type="checkbox"/> LOC <input type="checkbox"/> OTHER						EACH OCCURRENCE \$ DAMAGE TO RENTED PREMISES (Ea occurrence) \$ MED EXP (Any one person) \$ PERSONAL & ADV INJURY \$ GENERAL AGGREGATE \$ PRODUCTS - COMP/OP AGG \$ \$
	AUTOMOBILE LIABILITY <input type="checkbox"/> ANY AUTO <input type="checkbox"/> ALL OWNED AUTOS <input type="checkbox"/> SCHEDULED AUTOS <input type="checkbox"/> HIRED AUTOS <input type="checkbox"/> NON-OWNED AUTOS						COMBINED SINGLE LIMIT (Ea accident) \$ BODILY INJURY (Per person) \$ BODILY INJURY (Per accident) \$ PROPERTY DAMAGE (Per accident) \$ \$
	UMBRELLA LIAB <input type="checkbox"/> OCCUR EXCESS LIAB <input type="checkbox"/> CLAIMS-MADE DED    RETENTION \$						EACH OCCURRENCE \$ AGGREGATE \$ \$
A	WORKERS COMPENSATION AND EMPLOYERS' LIABILITY ANY PROPRIETOR/PARTNER/EXECUTIVE OFFICER/MEMBER EXCLUDED? (Mandatory in NH) If yes, describe under DESCRIPTION OF OPERATIONS below			WC1000998002018A	01/01/2018	01/01/2019	<input checked="" type="checkbox"/> PER STATUTE <input type="checkbox"/> OTH-ER
B			N/A	POAL129001	01/01/2018	01/01/2019	E L EACH ACCIDENT \$1,000,000 E L DISEASE - EA EMPLOYEE \$1,000,000 E L DISEASE - POLICY LIMIT \$1,000,000

DESCRIPTION OF OPERATIONS / LOCATIONS / VEHICLES (ACORD 101, Additional Remarks Schedule, may be attached if more space is required)

<b>CERTIFICATE HOLDER</b>  For Proof of Insurance Only	<b>CANCELLATION</b> SHOULD ANY OF THE ABOVE DESCRIBED POLICIES BE CANCELLED BEFORE THE EXPIRATION DATE THEREOF, NOTICE WILL BE DELIVERED IN ACCORDANCE WITH THE POLICY PROVISIONS.
	AUTHORIZED REPRESENTATIVE 



AmTrust Surety  
An AmTrust Financial Company

AmTrust Surety  
17771 Cowan Suite 100 • Irvine, California 92614 • (949) 263-3300  
www.AmTrustSurety.com

# BID BOND

BOND NO. n/a

KNOW ALL MEN BY THESE PRESENTS,

That we EXCELLANCE INC.

as Principal, and DEVELOPERS SURETY AND INDEMNITY COMPANY a corporation

authorized to transact a general surety business in the State of KENTUCKY

as Surety, are held and firmly bound unto LEXINGTON FAYETTE URBAN GOVERNMENT

(hereinafter called the Obligee)

in the full and just sum of 5% OF BID AMOUNT

Dollars, (\$ 5% ) for the payment whereof in lawful money of the United States, we bind ourselves, our

heirs, administrators, executors, successors and assigns, jointly and severally, firmly by these presents.

WHEREAS, the said PRINCIPAL has submitted the accompanying bid for

(1) NEW EMERGENCY CARE UNIT

NOW, THEREFORE, if the said contract be timely awarded to the Principal and the Principal shall, within such time as may be specified, enter into the contract in writing, then this obligation shall be void; otherwise to remain in full force and effect.

Signed and Sealed this 11TH day of APRIL, 2018 YEAR

EXCELLANCE, INC.

Principal

DEVELOPERS SURETY & INDEMNITY COMPANY

Surety:

By:

PEGGY MACMILLAN

Attorney-in-Fact

**POWER OF ATTORNEY FOR  
DEVELOPERS SURETY AND INDEMNITY COMPANY  
INDEMNITY COMPANY OF CALIFORNIA  
PO Box 19725, IRVINE, CA 92623 (949) 263-3300**

KNOW ALL BY THESE PRESENTS that except as expressly limited, DEVELOPERS SURETY AND INDEMNITY COMPANY and INDEMNITY COMPANY OF CALIFORNIA, do each hereby make, constitute and appoint:

**\*\*\*Jennifer Tuomi, Bari Smith, Marilyn Rasmussen, Peggy MacMillan, Holly Pfister, Jan Oyala, James D. Fulwiler, Trisha M. Fulwiler, Amy Ringsage, jointly or severally\*\*\***

as their true and lawful Attorney(s)-in-Fact, to make, execute, deliver and acknowledge, for and on behalf of said corporations, as sureties, bonds, undertakings and contracts of suretyship giving and granting unto said Attorney(s)-in-Fact full power and authority to do and to perform every act necessary, requisite or proper to be done in connection therewith as each of said corporations could do, but reserving to each of said corporations full power of substitution and revocation, and all of the acts of said Attorney(s)-in-Fact, pursuant to these presents, are hereby ratified and confirmed.

This Power of Attorney is granted and is signed by facsimile under and by authority of the following resolutions adopted by the respective Boards of Directors of DEVELOPERS SURETY AND INDEMNITY COMPANY and INDEMNITY COMPANY OF CALIFORNIA, effective as of January 1st, 2008.

RESOLVED, that a combination of any two of the Chairman of the Board, the President, Executive Vice-President, Senior Vice-President or any Vice President of the corporations be, and that each of them hereby is, authorized to execute this Power of Attorney, qualifying the attorney(s) named in the Power of Attorney to execute, on behalf of the corporations, bonds, undertakings and contracts of suretyship; and that the Secretary or any Assistant Secretary of either of the corporations be, and each of them hereby is, authorized to attest the execution of any such Power of Attorney;

RESOLVED, FURTHER, that the signatures of such officers may be affixed to any such Power of Attorney or to any certificate relating thereto by facsimile, and any such Power of Attorney or certificate bearing such facsimile signatures shall be valid and binding upon the corporations when so affixed and in the future with respect to any bond, undertaking or contract of suretyship to which it is attached.

IN WITNESS WHEREOF, DEVELOPERS SURETY AND INDEMNITY COMPANY and INDEMNITY COMPANY OF CALIFORNIA have severally caused these presents to be signed by their respective officers and attested by their respective Secretary or Assistant Secretary this 6th day of February, 2017.

By: *Daniel Young*  
Daniel Young, Senior Vice-President

By: *Mark Lansdon*  
Mark Lansdon, Vice-President



A notary public or other officer completing this certificate verifies only the identity of the individual who signed the document to which this certificate is attached, and not the truthfulness, accuracy, or validity of that document.

Slate of California  
County of Orange

On February 6, 2017 before me, Lucille Raymond, Notary Public  
Date Here Insert Name and Title of the Officer

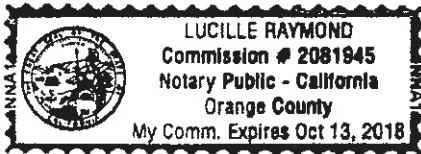
personally appeared Daniel Young and Mark Lansdon  
Name(s) of Signer(s)

who proved to me on the basis of satisfactory evidence to be the person(s) whose name(s) is/are subscribed to the within instrument and acknowledged to me that he/she/they executed the same in his/her/their authorized capacity(ies), and that by his/her/their signature(s) on the instrument the person(s), or the entity upon behalf of which the person(s) acted, executed the instrument.

I certify under PENALTY OF PERJURY under the laws of the State of California that the foregoing paragraph is true and correct.

WITNESS my hand and official seal

Signature *Lucille Raymond*  
Lucille Raymond, Notary Public



Place Notary Seal Above

**CERTIFICATE**

The undersigned, as Secretary or Assistant Secretary of DEVELOPERS SURETY AND INDEMNITY COMPANY or INDEMNITY COMPANY OF CALIFORNIA, does hereby certify that the foregoing Power of Attorney remains in full force and has not been revoked and, furthermore, that the provisions of the resolutions of the respective Boards of Directors of said corporations set forth in the Power of Attorney are in force as of the date of this Certificate.

This Certificate is executed in the City of Irvine, California, this 11th day of April 2018

By: *Cassie J. Harrisford*  
Cassie J. Harrisford, Assistant Secretary



# **EXCELLANCE, INC.**

## **Corporate History**

### **Introduction**

Excellance is one of the oldest and most respected manufacturers of emergency vehicles in the marketplace.

From its inception, the company's stated goal has been to produce the finest quality emergency medical vehicles in the world.

### **Company Overview**

Excellance's diverse customer base includes those that can afford only one vehicle, but desire the best value for their limited budget (i.e., volunteer and tax-supported organizations) – as well as those for whom money is no object (i.e., the President of the United States, the Royal Family of Saudi Arabia, and the King of Jordan).

The common denominator for all Excellance's customers is their desire to obtain the best long-term value for their money. Willing to pay a slight premium for their units, they know they will recover many "multiples" of that premium over the subsequent years. Maintenance, repairs, and operating costs are lower on Excellance units – and the quality-built modules will outlive numerous chassis.

Excellance vehicles cost more than other units because building high quality vehicles are labor intensive. However, Excellance's customers have found they actually save money because they avoid excessive repairs and do not have to replace their units as frequently.

### **Historical Highlights**

The company has built many ambulances for customers in Kuwait, Dubai, Saudi Arabia, Morocco, Jordan and Ukraine. What is unique about these units is the extreme environmental conditions in which they are required to operate.

Numerous specialty vehicles have been built over the years:

- self-contained "Platform on Demand" (PODs)
- Haz-Mat units
- missile testing vehicles for the United States Army
- ambulance chassis' powered by CNG fuel

Tab 9 – item (b)

Excellance hereby certifies the company has not been associated with any mergers, acquisitions or sales in the last ten years. The company has been under the same family ownership since it was founded in 1975.

Tab 9 – item (c)

Excellance hereby certifies that there is no existing and/or pending litigation against Bidder.



Tab 9 – item (d)

Excellance hereby certifies that it has never been associated with any bankruptcy or insolvency proceedings.

Tab 9 – item (e)

The financial information below is the most recent independent reviewed financials for the corporation.

Current assets:	\$4,602,710
Fixed assets:	\$2,679,946
Current liabilities:	\$2,904,536
Long-term debt:	\$2,810,376
Equity:	\$3,338,044

Tab 9 – item (f)

The Dun & Bradstreet number for Excellance, Inc. is: 079113353

# **EXCELLANCE, INC.**

453 Lanier Road, Madison, Alabama 35758, Phone (256) 772-9321

Toll Free 1-800-882-9799 Fax # (256) 772-8792

## Tab 9 – item (g)

Excellance hereby certifies that it has a "Project Manager" system in place to provide a single "point of contact". Tina Biller will provide Purchaser with timely information and regular progress reports during the construction process and to assist with inspections and acceptance of the vehicle upon delivery. Weekly progress reports are available via a dedicated website with password access by the Purchaser. These weekly reports track the vehicle(s) purchased hereunder through the production process and include photographs during the various stages of the production process and document the resolution of outstanding technical issues.

## Tab 9 – item (h)

Excellance certifies that it follows the Quality Assurance / Quality Control inspection package that follows this page.

# QA Inspection Package ( D0602 )

Revision 14 - 12 September 2011

**Unit #:** \_\_\_\_\_ **Inspected By:** \_\_\_\_\_ **Insp. Date:** \_\_\_\_\_

*First Reference Column ( ex. D0100 ) is a cross reference to the Ford QVM Rating system  
Second Reference Column ( ex. CP 1 ) is a cross reference to the Excellence Critical Element Program*

Criteria		
NA*	FAIL	PASS

**1. Review Production Work Order and all Addendums**

a. Ensure all equipment and options are Included [ ] [ ] [ ]

**2. Outside Paint**

a. Overall appearance

No scratches			
No runs / sags			
No orange peel			
No "fish eyes"			
No swirl marks			
No trash			
No burn through on module corners, louvers, or door / jam edges			
No overspray on cab or module			

b. Lettering - ( installation may be conducted at customer delivery )

Installed according to Work Order			
No buff marks on lettering or pinstripe			
All vinyl / scotchlite adhered to module surface. No corner "rolls"			
Excellence, Inc logo plate installed aft of side entry door			

**3. Exterior Compartments**

a. Screws

Installed			
Not stripped or broken			
Protruding screws are trimmed as needed			

b. Lights

Installed in specified location			
Not damaged			
Function properly			
If Krystal lites, clamps secured with fasteners, not tape			

c. Unistrut

Installed as specified			
Paint is consistent at top and bottom			
Ends deburred			

d. Shelves

Installed according to Work Order			
Proper finish to match compartment			

e. Door hold open device

Correct style according to Work Order			
Lubricated			
Through bolted to mounting tube with 1/4 - 20 bolts			
Door opens at a 90° angle			
Door closes properly			
All springs include cotter pins			
Cotter keys installed in cotter pins			

f. Rivets

Installed in all hinges with Eck behind hinge			
Installed flush			
Eck paste utilized on each rivet			

E1001 CP29

g. Index plate

Installed on all doors			
Screws installed and deburred			
Reflector installed on each plate			

**NA\* = Not applicable to Remounts and some New Units. ( Per Customer Request )**

Unit # \_\_\_\_\_

**6. A/C System ( Under hood )**

NA*	FAIL	PASS
-----	------	------

	a. Freon decal	Filled out correctly and installed in an obvious location			
	b. A/C hoses	Clamped - Every 12" w/ rubber coated metal clamps			
	c. A/C hose routing	Away from moving parts, sharp edges, exhaust, fan, etc			
	d. Charge / Discharge Ports	Clear and free of foreign objects			
		Caps installed			
E0208		e. Heater and A/C hoses are not connected to transmission dipstick			
E0203		f. A/C charge based on chassis manufacturers guidelines			
E0208	CP11	g. EPDM / Nomex hoses are used			
E0208	CP12	h. OEM "T" or "Y" hose fittings used in auxiliary heater system			

**7. Belts On Secondary A/C Compressor**

	a. Installed			
	b. Not damaged			
	c. Correct tension			

**8. Wiring and Miscellaneous Electrical Devices**

	a. Wire routing	Away from moving parts, sharp edges, exhaust, fan, etc			
	b. Wire clamps	Clamped - Every 12" w/ rubber coated metal clamps			
	c. Wire loom	Loom installed entire length of wire / harness			
E1105	d. SAE Wire / cable	Butt splice / heat shrink tubing I.A.W Excellence Control Process 18			
	CP 18	Proper SGX cable and GXL wires are used			
	CP 19 - 20				
E1106	e. No quick splice connectors or wire nuts installed				
	ECN #369	f. All 8 gauge cables are fused, within 12" of battery feed block/source.			

**9. Vehicle Inspection**

	a. Wires / Cables	Spray-on rubber coating on all open electrical connectors.			
		Loom installed entire length of wire / harness			
		Clamped - Every 12" w/ rubber coated metal clamps			
		Not secured to fuel or brake lines			
	CP 19 - 20	Away from moving parts, sharp edges, exhaust, protruding screws			
		Proper SGX cable and GXL wires are used			
	b. Rubber boot	Installed between module and cab for pass thru and wire passages			
		Continuous contact. No gaps to allow leakage			
	c. Drain and Suction hoses	Vented to the unit's exterior			
		Not obstructed or kinked			
		Do not extend past module skirline			
	d. Brake lines	Not loose. Unable to move extensively by hand			
		No damage ( kinked, broken, cut, etc. )			
E0502		Park brake cable is not spliced or altered			
	e. Exhaust / Tail pipe	Tail pipe extends min. 1" ( max 2" ) past lower rubrail			
E0800		Pipe extension clamp secure			
E0800		Exhaust extension is installed aft of catalyst			
E0800		Use only stainless steel exhaust extension			
E0800		Elec. Wires, fuel lines, A/C Heater hoses do not pass over exhaust			
E0102	CP 1 - 2	Proper exhaust heat shields installed			

**NA\* = Not applicable to Remounts and some New Units. ( Per Customer Request )**

Unit # \_\_\_\_\_

	NA*	FAIL	PASS
r. Module warning lights			
Lighting configured according to Work Order			
Flash pattern according to Work Order			
All lights function properly			
No lenses are broken or scratched			
No flanges are broken or scratched			
Proper gasket seal			
Lighthoods are straight and secure			
Rear amber turn signal is wired with correct high filament			
No water accumulation in any lighthouse			
s. No water accumulation in chassis headlamps or turn signals			
t. Rub rails			
Installed with polymer spacers			
Rub rails are fully secured			
Bolts are countersunk into diamond plate			
Consistent gap between rail and module			
u. Personnel door latch assembly			
Installed I.A.W Excellence Critical Process 24			
v. Module mount system			
Installed I.A.W Excellence Critical Process 25-26			
w. Cab to module seal			
Proper sealing at dynamic joint. No Leakage			
x. Optional cab roof mounted lightbars are fully sealed at mounting and wire points			

### 10. Fuel System

E0701	a. Fuel tank has not been altered or relocated			
9/12/2011	b. DEF tank has not been altered or relocated			
E0701	c. No unfriendly surfaces near fuel tank			
E0702	d. Fuel fill located per Incomplete Vehicle Manual			
9/12/2011	e. DEF tank fill located per Incomplete Vehicle Manual			
E0702	f. Installation of Ford OEM fuel fill cap only			
E0702	g. Fuel hoses are free of kinks or sink traps			
9/12/2011	h. DEF hoses are free of kinks or sink traps			
E0702	i. No screws located near fuel fill hose			
E0704	j. Fuel system is fully functional and leak free			
9/12/2011	k. DEF system is fully functional and leak free			
	l. No paint scratches around the fuel fill area			

### 11. Module Interior

a. Upholstery				
Hole and tear free				
Color matches description in Work Order				
b. Screw caps				
Installed on all upholstery, EMT panel, and O2 panels fasteners				
c. Trim ( #24, #11, #7006 )				
No missing fasteners				
No stripped or broken fasteners				
All edges deburred				
Mitered corners have minimal gap				
Free from damage and scratches				
d. Interior paint				
No scratches				
No chips				
No runs				
No grind marks				
Acceptable mil thickness. Full coverage				
e. Sliding plexiglas windows				
No more than 18 lbs of pressure to open				
No damage ( gouges, scratches )				
Handles are secure				

**NA\* = Not applicable to Remounts and some New Units. ( Per Customer Request )**

Unit # \_\_\_\_\_

	NA*	FAIL	PASS
s. Interior lighting			
	Lighting in accordance with Work Order		
	If Krystal lites, clamps secured with fasteners, not tape		
l. Stepwell			
	Diamondplate is clean and free from weld spoot		
	Diamondplate is free from overspray		
u. Seat belts			
	Standard configuration: (1) CPR, (1) EMT seat, (3) Squad bench		
	Optional seat belts are installed according to Work Order		
	Hardware is torqued per Torque Specifications		
	Belts work properly		
v. Rear air replenish fan operates properly			

## 12. EMT Panel / O2 Panel

	NA*	FAIL	PASS
a. Action Panels			
	Area behind panels are organized, neat, and free from debris		
	Equipment Installed is according to Work Order		
	Panels fold properly with contact		
	Screw caps are installed		
	Fasteners are not stripped or burred		
	Labels are installed and easily readable, not smeared during clean-up		
	Trim-loc installed on access hole behind panels		

## 13. Cab Interior

	NA*	FAIL	PASS
a. Cab console			
E1103			
	No console, panels, or switches located in impact area		
	Proper switches - according to Work Order and Electrical design		
E1008			
	No modification made to OEM airbag system		
	Proper spotlight		
	Proper siren		
	Proper gauges		
	Proper radios - ( optional )		
	Proper console layout and design		
E1101			
	Added switches are labeled and illuminated		
	Labels installed and are readable, not smeared		
CP 22			
	Air ride down light I.A.W Excellence Critical Process 22		
b. Check cab panels			
	No gaps at sides and ends		
	Proper color coordination, Carpet covers entire panel		
	Screw caps on all fasteners		
c. Seat restraints			
E1007			
	Functional. Buckles lock and release		
	Does not release under pull release		
	d. All OEM equipment re-installed		
	e. General craftsmanship		
	f. Clean. Free from debris and excess shop dust		
	g. Type III engine cover is securely fastened		
	h. Cab door seal is properly installed, no gaps or sags		
CP 6			
	i. Cab seats ( E-Series ) re-installed I.A.W Excellence Critical Process 6		
j. Seat belts			
CP 7			
	If removed, reinstalled according to IVM torque specifications		
	Shoulder belt is not "twisted" when reinstalled		

## 14. Electrical Power Circuit Test

	NA*	FAIL	PASS
a. Battery power circuits			
	<i>Items listed below are present and operable:</i>		
	Brake lights		
	Hazard lights		
	All ( if any ) flashlights on chargers		
	Optional equipment on battery power: radios, cell phone		

**NA\* = Not applicable to Remounts and some New Units. ( Per Customer Request )**

Unit # \_\_\_\_\_

		NA*	FAIL	PASS
16. Road Test D0605	a. Road test conducted according to enclosed strip map. Minimum of 75 miles			
	b. Check charging system			
	Vollmeter reading at least 13V			
	Ammeter reading between 0 and 50 ( in the green )			
	c. Chassis and module are free from abnormal vibrations, squeaks, or noises			
d. Unit has had proper service for front end alignment				
17. Unit Weight				
<i>All unit weighing will be with all fluids full ( including fuel ) and without personnel</i>				
F0100 18. O2 System CP 27	a. Front end			
	b. Total Unit			
	c. Rear end			
	d. Vehicle GAWR and GVWR are maintained			
	a. Bottle bracket is installed I.A.W Excellance Critical Process 27			
b. Charge system to 200 psi with nitrogen ( do not exceed 210 psi )				
c. Close nitrogen bottle and leave attached with pressure for (4) hours				
d. After (4) hours check the regulator. If no pressure is lost, test complete - Attach label				
e. If pressure was lost, report to production for correction, and retest				
f. Once test is complete, purge system with oxygen				
g. Optional remote gauge operates properly				
h. Optional Electric O2 and manual bypass operates properly				
19. Medical Air ( Optional )				
a. Charge system to 200 psi with air ( do not exceed 210 psi )				
b. Close air bottle and leave attached with pressure for (4) hours				
c. After (4) hours check the regulator. If no pressure is lost, test complete - Attach label				
d. If pressure was lost, report to production for correction, and retest				
e. Once test is complete, purge system				
20. Suction Test				
a. Plug suction meter into the outlet				
b. Activate suction pump				
c. Meter should read no less than 300mmHg				
d. Close relief valve on meter				
e. Suction system holds pressure for no less than 10 minutes				
f. If pressure was lost, report to production for correction, and retest				
21. Electrical Load Test				
a. Load test is conducted according to testing guidelines				
b. Load test is complete and passes guidelines				
22. A/C Heating System Test				
Cab temperature reading at end of test				
Module temperature reading at end of test				
Thermostat sensor is secured behind the return air vent				
Condenser fans are functioning and operating in the correct direction				
Blower speeds operate properly; High, Medium, Low				
Optional 120 VAC functions properly				
23. Toe Set and Clear Vision Check				
D0604 Toe set performed by Excellance, with Hunter Alignment Machine				
24. Torque Sheet				
D0504 Torque sheet is completed and signed by Excellance personnel performing check				
25. Post Squawk List On Module				
a. VP of Production is informed that QA is complete and list is posted				
26. QA Squawk List Buy-off				
a. VP of Production is made aware of any unacceptable work				
b. All work is accepted				

**NA\* = Not applicable to Remounts and some New Units. ( Per Customer Request )**

Unit # \_\_\_\_\_

# CUSTOMER REFERENCE LIST

*Excellance, Inc. was founded in 1975 with the specific goal of creating the finest emergency vehicles available in the world. Listed below are some of the people who feel that we have achieved that goal and place their confidence in us time after time.*

## AMBULANCES

### **BENTONVILLE FIRE DEPARTMENT**

211 SW "A" Street  
Bentonville, AR 72712  
Dan White / Brent Boydston  
479-271-3152  
bboydston@bentonvillear.com

12 New Units  
12 Remounts

### **BOSSIER CITY FIRE DEPARTMENT**

620 Benton Rd.  
Bossier City, LA 71111  
318-741-8714  
Jeff Watson  
Jeff.Watson@bossierfire.com

10 New Units  
10 Remounts

### **BRISTOL KENDALL FIRE PROTECTION DISTRICT**

103 East Beaver Street  
Yorkville, IL 60560  
Timothy Fairfield, Assistant Chief  
603-553-5775

7 New Units  
5 Remounts

### **CLEVELAND EMS**

601 Lakeside Ave.  
Cleveland, OH 44114  
Jeff Brown  
216-420-8178

38 New Units  
5 Remounts

### **ESKANAZI HEALTH (WISHARD HEALTH SERVICES)**

1001 West 10<sup>th</sup>. Street  
Indianapolis, IN 46202  
Brian Scott, Mgr.  
Fleet Utilization/EMS Supply Purchasing/Ambulance Service  
317-223-4487  
Scott6061@aol.com

19 New Units  
39 Remounts

### **HEMSI**

P. O. Box 7108  
Huntsville, AL 35807  
Jon Howell, CEO  
256-518-2244  
JHOWELL@HEMSI.ORG

23 New Units  
19 Remounts



***RICHMOND AMBULANCE SERVICE***

*2400 Hermitage Road  
Richmond, VA 23220  
Chip Decker, Director  
804- 254-1181  
cdecker@raaems.org*

*32 New Units  
39 Remounts*

***SEQUOIA SAFETY COUNCIL***

*500 East 11<sup>th</sup> St.  
Reedley, CA 93654  
Craig Cooper  
559-638-9995  
ccooper@sequoiasafetycouncil.com*

*5 New Units  
7 Remounts*

***SHREVEPORT FIRE DEPARTMENT***

*7300 Mansfield Rd.  
Shreveport, LA 71109  
Gary Foster  
318-673-6730  
Gary.foster@shreveportla.gov*

*18 New Units  
26 Remounts*

***WILLIAMSON MEDICAL CENTER***

*2021 Carothers  
Franklin, TN 37067  
Allen Lovett, EMS Executive Administrator  
615-790-4122  
alovett@wmed.org*

*44 New Units  
6 Remounts*

***BOMB SQUAD UNITS***

***NYPD BOMB SQUAD***

*53-15 58<sup>th</sup> St.  
Woodside, NY 11377  
Mike Old Mixon  
212-741-4835*

*5 Bomb Units*

***CRIME SCENE UNITS***

***MADISON COUNTY SHERIFF'S DEPARTMENT***

*100 Northside Square  
Huntsville, AL. 35801  
256-533-8834*

*1 Crime Scene Unit*

***SUPERIOR AMBULANCE SERVICE (RUSH)***

*395 West Lake Street  
Elmhurst, IL 60126  
David Curtis  
630-903-2224  
dcurtis@superiorambulance.com*

*1 New Unit*

# EXCELLANCE, INC.

## OVERVIEW OF WARRANTIES

Excellance secures your purchase value with the following warranties:

- **TWENTY-FIVE YEAR LIMITED STRUCTURAL WARRANTY-MODULAR BODY**

Excellance warrants each new ambulance or rescue body to be free of all structural defects for a period of twenty-five years including:

- Body Frame
- Sub-floor Structure
- Exterior Skin
- Structural integrity of exterior compartments
- Structural integrity of interior cabinetry
- Structural integrity of squad bench framing

- **TEN YEAR (100,000 MILE) LIMITED WARRANTY – ELECTRICAL EQUIPMENT**

The ten year (100,000 mile) Warranty applies to each new Excellance ambulance or rescue unit and includes the following Excellance supplied and installed electrical equipment:

- Main vehicle wiring harness and battery harness cables
- Bosch relays
- Automatic and/or manual reset circuit breakers
- Voltmeter (s)
- Ammeters and shunts
- Switches
- Battery disconnect switches
- Solenoids
- Diodes, rectifiers and heat sinks
- All terminal strips and Amp multi-pin electrical connectors
- All wire terminals
- Magnetic door switches

Items not covered under this warranty are batteries, light bulbs, flashers, light bars or any component thereof, any 3<sup>rd</sup> party electrical system and components. Batteries, alternator systems, 3<sup>rd</sup> party electrical systems and lighting systems are covered by their own representative warranties.

- **TWO YEAR (24,000 MILE) LIMITED WARRANTY**

This two year (24,000 mile) limited warranty includes the following Excellance supplies equipment:

- Molding and windows
- Upholstery and flooring
- Door securing hardware and latches

## EXCELLANCE, INC.

### TWENTY FIVE-YEAR (UNLIMITED MILEAGE) STRUCTURAL WARRANTY

Excellance, Inc. hereby warrants to the original purchaser only that each new modular ambulance; module welded structure and skin, the squad bench structure and the basic welded structure of the interior cabinets are sound and free of structural defects as to both material and workmanship. Excellance further warrants that it will maintain such structural integrity for a period of twenty five (25) years from the date of manufacture, as designated on the manufacturer's certification. This warranty is subject to the provisions, limitations, and conditions set forth herein.

Excluded from this warranty are the paint finish, hardware, moldings, windows, doors, fasteners, catches, electrical items, appointments, accessories, and other components covered under separate warranties.

This warranty is conditioned upon (a) normal use and reasonable maintenance of such modular body, (b) written notice of all defects must be promptly tendered to Excellance, Inc., and (c) said defect shall not result from abuse, misuse, negligence, accident, improper lifting, improper towing or overloading beyond applicable weight rating. If any of the foregoing conditions are not complied with, this warranty shall be void and unenforceable.

In the event of a chassis remount by the original purchaser, this structural integrity warranty shall be renewed for twenty five years providing the re-chassis work is completed by Excellance, Inc.

If repairs should become necessary under the terms of this warranty, the extent of that repair shall be determined solely by Excellance, Inc. and shall be performed solely at Excellance, Inc. or a repair facility designated by Excellance, Inc. The expense of any transportation to or from such repair facility shall be that of the purchaser and is not an item covered by this warranty.

Excellance, Inc. reserves the unrestricted right at any time and from time to time to make changes in the design of and/or improvements on its products without thereby imposing any obligation on itself to make corresponding changes or improvements in or on its products theretofore manufactured.

**Exclusions and Limitations:** This manufacturer's warranty is provided in place of any and all representations, expressed or implied warranties and no person is authorized to make any representation or warranty on behalf of Excellance, Inc. or any of its distributors other than those set forth in this manufacturer's warranty. Your right to service and replacement of parts on the terms expressly set forth herein are your exclusive remedies and neither the manufacturer nor any of its distributors shall be liable for damages, whether ordinary, incidental or consequential.

UNIT # \_\_\_\_\_ DATE: \_\_\_/\_\_\_/\_\_\_ SIGNED: \_\_\_\_\_  
WARRANTY REPRESENTATIVE

## EXCELLANCE, INC.

### SEVEN-YEAR (UNLIMITED MILEAGE) PAINT PERFORMANCE WARRANTY

Excellance, Inc. warrants the integrity of the paint on each new, completely painted ambulance for a period of seven years from the date of delivery to the original purchaser by an authorized Excellance, Inc. dealer to be free of defects in materials and workmanship under normal use and service. The obligation of Excellance, Inc. under this warranty is to repair the unit at Excellance with the transportation cost prepaid by the customer after the initial 12 month period. After the initial 12 month period, the following percentages apply:

- \* 0 to 12 months 100% - Coverage and Transportation
- \* 13 to 48 months 100% - Coverage
- \* 49 to 60 months - 50% Coverage
- \* 61 to 84 months - 25% Coverage

#### ITEMS SPECIFICALLY COVERED ARE:

- \* Cracking, checking, or peeling or delaminating of top coat and other layers of paint
- \* Loss of gloss caused by cracking, checking or hazing
- \* Any paint failure caused by improperly applied finishes by Excellance, Inc.

#### ITEMS EXCLUDED ARE:

- \* Hazing, chalking or loss of gloss caused by improper care, abrasive polishes, cleaning agents, heavy duty pressure washing, or aggressive mechanical wash systems (see owners manual for proper cleaning instructions)
- \* Paint deterioration caused by abuse, misuse, accidents, acid rain, chemical fall out or act of nature
- \* Accidents, scratches, chips, bruises, and gloss reduction due to normal vehicle use and maintenance
- \* Custom finishes, exotic finishes, or any finish other than standard refinish procedures
- \* Finishes on vehicles used for competitive purposes
- \* Repairs done over previously refinished areas, unless stripped to bare metal or appropriate substrate by Excellance, Inc. or an authorized agent.
- \* The installation of additional parts on the unit after it leaves the Excellance, Inc. factory
- \* The installation of any graphics installed by non-Excellance, Inc. technicians
- \* The removal of any components where a protective coating of a corrosion inhibitor has been applied without the re-application of a corrosion inhibitor, approved by Excellance, Inc. prior to re-installation of the component
- \* Claims requested without proper guarantee documentation
- \* Finishes performed by non-Excellance, Inc. authorized repair center
- \* Finishes performed by non-Excellance, Inc. technicians

### THREE-YEAR (UNLIMITED MILEAGE) CORROSION WARRANTY

Excellance, Inc. will warrant the repair of a paint deterioration caused by blisters or other film degradation due to corrosion originating from the substrate on each new ambulance for a period of three years from the date of delivery to the original purchaser by an authorized Excellance, Inc. dealer under normal use and service. The obligation of Excellance, Inc. under this warranty is to repair the unit at Excellance, Inc. with the transportation cost prepaid by the customer. The following percentages apply:

- \* 0 to 12 months - 100% Coverage
- \* 13 to 24 months - 50% Coverage
- \* 25 to 36 months - 25% Coverage

If repairs should become necessary under terms of this warranty, the extent of that repair shall be determined solely by Excellance, Inc. Excellance, Inc. also reserves the sole right to determine when and where such repairs will be made. The expense of any transportation to or from such a repair facility shall be the sole responsibility of the original purchaser, and not an item covered by this warranty.

**Exclusions and Limitations:** This manufacturer's warranty is provided in place of any and all other representations or expressed or implied warranties or merchantability and fitness for a particular purpose. No person is authorized to make any representation or warranty on behalf of Excellance, Inc. other than set forth in this manufacturer's warranty. Your rights to service on the terms set forth herein are your exclusive remedies and neither the manufacturer and/or any of its distributors shall be liable for damages whether ordinary, incidental or consequential.

UNIT # \_\_\_\_\_ DATE: \_\_\_/\_\_\_/\_\_\_ SIGNED: \_\_\_\_\_

WARRANTY REPRESENTATIVE

**EXCELLANCE, INC.**  
**SEVEN-YEAR (UNLIMITED MILEAGE)**  
**REMOUNT PAINT PERFORMANCE WARRANTY**

Excellance, Inc. warrants the integrity of the paint on each completely painted remounted ambulance for a period of seven years from the date of delivery to the original purchaser by an authorized Excellance, Inc. dealer to be free of defects in materials and workmanship under normal use and service. The obligation of Excellance, Inc. under this warranty is to repair the unit at Excellance with the transportation cost prepaid by the customer after the initial 12 month period. After the initial 12 month period, the following percentages apply:

- \* 0 to 12 months 100% - Coverage and Transportation
- \* 13 to 48 months 100% - Coverage
- \* 49 to 60 months – 50% Coverage
- \* 61 to 84 months – 25% Coverage

**ITEMS SPECIFICALLY COVERED ARE:**

- \* Cracking, checking, or peeling or delaminating of top coat and other layers of paint
- \* Loss of gloss caused by cracking, checking or hazing
- \* Any paint failure caused by improperly applied finishes by Excellance, Inc.

**ITEMS EXCLUDED ARE:**

- \* Hazing, chalking or loss of gloss caused by improper care, abrasive polishes, cleaning agents, heavy duty pressure washing, or aggressive mechanical wash systems (see owners manual for proper cleaning instructions)
- \* Paint deterioration caused by abuse, misuse, accidents, acid rain, chemical fall out or act of nature
- \* Accidents, scratches, chips, bruises, and gloss reduction due to normal vehicle use and maintenance
- \* Custom finishes, exotic finishes, or any finish other than standard refinish procedures
- \* Finishes on vehicles used for competitive purposes
- \* Repairs done over previously refinished areas, unless stripped to bare metal or appropriate substrate by Excellance, Inc. or an authorized agent.
- \* The installation of additional parts on the unit after it leaves the Excellance, Inc. factory
- \* The installation of any graphics installed by non-Excellance, Inc. technicians
- \* The removal of any components where a protective coating of a corrosion inhibitor has been applied without the re-application of a corrosion inhibitor, approved by Excellance, Inc. prior to re-installation of the component
- \* Claims requested without proper guarantee documentation
- \* Finishes performed by non-Excellance, Inc. authorized repair center
- \* Finishes performed by non-Excellance, Inc. technicians

**THREE-YEAR (UNLIMITED MILEAGE) CORROSION WARRANTY**

Excellance, Inc. will warrant the repair of a paint deterioration caused by blisters or other film degradation due to corrosion originating from the substrate on each new ambulance for a period of three years from the date of delivery to the original purchaser by an authorized Excellance, Inc. dealer under normal use and service. The obligation of Excellance, Inc. under this warranty is to repair the unit at Excellance, Inc. with the transportation cost prepaid by the customer. The following percentages apply:

- \* 0 to 12 months – 100% Coverage
- \* 13 to 24 months – 50% Coverage
- \* 25 to 36 months – 25% Coverage

If repairs should become necessary under terms of this warranty, the extent of that repair shall be determined solely by Excellance, Inc. Excellance, Inc. also reserves the sole right to determine when and where such repairs will be made. The expense of any transportation to or from such a repair facility shall be the sole responsibility of the original purchaser, and not an item covered by this warranty.

**Exclusions and Limitations:** This manufacturer's warranty is provided in place of any and all other representations or expressed or implied warranties or merchantability and fitness for a particular purpose. No person is authorized to make any representation or warranty on behalf of Excellance, Inc. other than set forth in this manufacturer's warranty. Your rights to service on the terms set forth herein are your exclusive remedies and neither the manufacturer and/or any of its distributors shall be liable for damages whether ordinary, incidental or consequential.

UNIT # \_\_\_\_\_ DATE: \_\_\_/\_\_\_/\_\_\_ SIGNED: \_\_\_\_\_  
WARRANTY REPRESENTATIVE

## EXCELLANCE, INC.

### TEN-YEAR (100,000 Mile) ELECTRICAL WARRANTY

Subject to the provisions, limitations, and conditions set forth in this warranty, Excellance, Inc., hereby warrants to each original purchaser only, that the Excellance supplied electrical equipment as listed below, are sound and free of all defects of both materials and workmanship, for 10 years or 100,000 miles, whichever occurs first, providing it remains in possession of the original purchaser and is in operation by said purchaser. This electrical equipment includes: magnetic door switches, all wire terminals, main vehicle wiring harnesses and battery harness cables, Bosch relays, switches, automatic and/or manual reset circuit breakers, voltmeters, ammeters, shunts, battery disconnect switches, solenoids, diodes, rectifiers, heat sinks, all terminal strips, and AMP multi-pin electrical connectors.

Items not covered under this warranty are batteries, generators, sirens, inverters, light bulbs, flashers, lightbars or any component thereof, and third party electrical components or systems. Batteries, light bars, third party electrical components or system and alternator systems are covered by representative warranties.

The above warranty is transferable upon changeover of the body to a new chassis, providing Excellance, Inc. performs the work. In the case of the sale of the vehicle, the warranty is also transferable to the new owner, providing that an inspection and registration of the vehicle is performed by Excellance or an Excellance approved representative.

Should repairs become necessary under the terms of this warranty, the extent of that repair shall be determined solely by Excellance and shall be performed by Excellance or a repair facility designated by Excellance. The expense of any transportation to or from such repair facility shall be the responsibility of the purchaser, and is not an item covered by this warranty.

This warranty is conditioned upon normal use and reasonable maintenance of such equipment; prompt written notice of all defects to Excellance or one of its then authorized dealers in the area; not repairs or additions thereto except by Excellance or authorized by it; said defect not resulting from misuse, negligence, accident, abnormal wear and tear, and alteration of the original parts or adjustments by customer or third parties. Improper radio equipment installation will void the electrical warranty. If any such conditions are not complied with, this warranty shall become void and unenforceable.

Excellance reserves the unrestricted right at any time to make changes in the design of and/or improvements on its products without thereby imposing any obligations on itself to make corresponding changes or improvements in or on its products previously manufactured.

**Exclusions and Limitations:** This manufacturers warranty is provided in place of any and all other representations, expressed or implied warranties. Note that components manufactured by others and installed by Excellance shall be covered by representative warranties. No person is authorized to make any representations of warranty on behalf of Excellance or any of its distributors other than set forth in this manufacturer's warranty. Your right to service and replacement of parts on the terms expressly set forth herein are you exclusive remedies and neither the manufacturer nor any of its distributors shall be liable for damages, whether ordinary, incidental or consequential. The vehicle chassis, chassis components, and applicable body of cab will be warranted in accordance with the standard chassis warranty policy by the manufacturer, normal or extended.

UNIT # \_\_\_\_\_ DATE \_\_\_\_ / \_\_\_\_ / \_\_\_\_ SIGNED \_\_\_\_\_  
WARRANTY REPRESENTATIVE

## EXCELLANCE, INC.

### THIRTY-SIX MONTH (36,000 Mile) CONVERSION WARRANTY

Excellance, Inc. warrants each new ambulance manufactured by Excellance for a period of thirty-six months or 36,000 miles whichever occurs first, from the date of delivery to the original purchaser by an authorized Excellance dealer to be free of defects in materials and workmanship under normal use and service. The obligation of Excellance under this warranty is limited to repairing or replacing, at its option, any part or parts thereof which shall within 36 months or 36,000 miles after delivery of such ambulance to the original purchaser, be returned with transportation charges prepaid to Excellance or an authorized Excellance service center and which examination shall disclose to have been defective, except hereinafter provided.

Items not covered under this warranty are the chassis or items supplied by the chassis manufacturer; tires, tire balancing, or wheel alignment; belts, hoses or filters; general tightening, lubrication, normal wear and tear, abuse, misuse, accident, physical damage, negligence, failure to maintain, unapproved modification or alteration of the original parts, chemical corrosion, light bulbs or head light adjustments; separately manufactured items installed by Excellance including, but not limited to: batteries, generators, sirens, battery chargers, inverters, light bars and like electrical equipment. These are covered by warranties supplied by the manufacturer of the components.

If repairs should become necessary under terms of this warranty, the extent of that repair shall be determined solely by Excellance. Excellance reserves the right to determine where such repairs will be made, Excellance or an Excellance authorized dealer or service center. The expense of any transportation to or from such repair facility shall be the sole responsibility of the original purchaser and is not an item covered by this warranty.

Excellance, Inc. reserves the unrestricted right from time to time make changes in design on its products without thereby imposing any obligation on itself to make corresponding changes on its products previously manufactured.

**Exclusions and Limitations:** This manufacturer's warranty is provided in place of any and all other representations, expressed or implied warranties of merchantability and fitness for a particular purpose. No person is authorized to make any representation or warranty on behalf of Excellance, Inc. or any of its distributors other than set forth in this manufacturer's warranty. Your right to service and replacement of parts on the terms expressly set forth herein are your exclusive remedies and neither the manufacturer nor any of its distributors shall be liable for damages whether ordinary, incidental or consequential.

UNIT# \_\_\_\_\_ DATE: \_\_\_/\_\_\_/\_\_\_ SIGNED: \_\_\_\_\_

WARRANTY REPRESENTATIVE



# **Ambulance Repair Center**

## **Cliff's Truck Service**

**1115 Winchester Road**

**Lexington, KY 40505**

**Cliff Fitzpatrick**

**856-963-8122**