

# EXCELLANCE, INC.

453 Lanier Road, Madison, Alabama 35758, Phone (256) 772-9321

Toll Free 1-800-882-9799 Fax # (256) 772-8792

April 24, 2018

Lexington-Fayette Urban County Government  
Division of Central Purchasing  
200 East Main Street, Room 338  
Lexington, KY 40507

To Whom It May Concern:

Excellance is pleased to submit the attached quotation in response to your "Request for Bid" for an Emergency Care Unit.

Excellance was founded in 1975 for the specific purpose of designing and manufacturing the finest emergency vehicles available. Excellance ambulances are built using fully welded construction, including the interior cabinetry. There is no other manufacturer who can match the structural integrity and quality of an Excellance.

"We certify and guarantee that we have read and understand the requirements set forth in the Invitation to Bid # 44-2018 and the vehicle we are proposing conforms in every way and in every detail to these requirements."

We look forward to working with you on this project. Thomas Pugh ([tommy@excellance.com](mailto:tommy@excellance.com)) will be your National Account Representative. Christina Biller ([christina@excellance.com](mailto:christina@excellance.com)) will be the Project Manager during the construction process. If you have any questions please feel free to contact us at 1-800-882-9799.

We look forward to the opportunity to exceed your expectations on this project!

Sincerely,



Charlie Epps,  
President/CEO

**EXCELLANCE, INC.**

# EXCELLANCE, INC.

453 Lanier Road, Madison, Alabama 35758, Phone (256) 772-9321

Toll Free 1-800-882-9799 Fax # (256) 772-8792

## Pricing

\$ 70,544.00 Cab and chassis price reflecting the chassis described in the specifications

\$176,631.00 Conversion price

\$ 2,718.93 Performance Bond

\$249,893.93 **Total price for vehicle**

1 Number of vehicles

**\$249,893.93 Grand Total**

Excellance, Inc.  
Bidder's Name

Charlie Egan  
Corporate Officer

4-17-18  
Date

**EXCELLANCE, INC.**

453 Lanier Rd., Madison, Alabama 35758  
1-800-882-9799

AQ version 18.2

4/13/2018 13:19

Quote # : **040418jw**

Quoted by: **JW**

Excellance unit #: **TBD**

**PRICE QUOTE, ORDER FORM and WORK ORDER**

CUSTOMER: Lexington Fire Department

" FILE NAME " : Lexington FD 2018

ADDRESS: 219 East Third Street  
Lexington, KY 40508

DEALER: Factory Direct

ADDRESS: 453 Lanier Road

TELEPHONE: 859-231-5644

Madison, AL 35758

FAX: \_\_\_\_\_

TELEPHONE: 800-882-9799

E-MAIL: \_\_\_\_\_

FAX: 256-772-8792

TECHNICAL CONTACT: Chief Chad Traylor

SALESMAN: Thomas Pugh

*This person is authorized to make any changes to the vehicle and/or contract that may affect the final design, configuration, and cost of the unit.*

**SALES SUMMARY**

CHASSIS:	\$70,544.00	
BASE PRICE FOR CONVERSION:	\$ 126,259.61	(INCLUDES ALL STANDARD FEATURES)
PRICE FOR OPTIONS:	\$56,552.27	
LESS DELETION CREDITS:	(\$6,516.64)	
LESS MANUFACTURING CREDIT:	(\$2,728.48)	
"LOOSE" EQUIPMENT:	\$514.25	
FACTORY PAID TRANSPORTATION:	\$2,550.00	
PERFORMANCE BOND:	\$2,718.93	
DEALER PROVIDED / INSTALLED ITEMS:	\$0.00	
LESS PRE-PAYMENT DISCOUNT:	\$0.00	
LESS MULTI-UNIT DISCOUNT:	\$0.00	
DEALER CONCESSIONS:	\$0.00	
OEM CONCESSIONS:	\$0.00	
<b>COST OF UNIT:</b>	<b>\$249,893.93</b>	

How "Cost of Unit" will be paid:

TRADE-IN CREDIT FOR USED UNIT:	\$0.00
DEPOSIT WITH ORDER:	\$0.00
<b>BALANCE DUE UPON DELIVERY:</b>	<b>\$249,893.93</b>

THIS ORDER IS VALID ONLY IF ACCEPTED BY BOTH PURCHASER AND EXCELLANCE WITHIN 60 DAYS OF: **4/13/2018**

- \* REVIEW THIS DOCUMENT CAREFULLY. IT TAKES PRECEDENCE OVER ALL OTHER DOCUMENTS.
- \* ANY ITEM NOT "SELECTED" ON THIS ORDER IS NOT INCLUDED IN THE PRICE FOR THE VEHICLE.
- \* AFTER THIS ORDER HAS BEEN ACCEPTED BY EXCELLANCE, ALL CHANGES MUST BE APPROVED BY EXCELLANCE AND EACH CHANGE WILL BE ASSESSED A \$250.00 ENGINEERING CHARGE.
- \* ALL ENGINEERING DRAWINGS MUST BE INITIALED BY THE CUSTOMER BEFORE WORK IS BEGUN AND BEFORE PARTS WILL BE ORDERED BY EXCELLANCE.
- \* COMPLETION OF VEHICLE IS ANTICIPATED TO BE WITHIN 90 TO 120 DAYS FROM THE LATTER OF: (A) RECEIPT OF CHASSIS, OR (B) RECEIPT OF WRITTEN PURCHASE ORDER WITH A COMPLETE COPY OF THIS ORDER (WITH ALL QUESTIONS ANSWERED BY PURCHASER), OR (C) RECEIPT OF ALL PARTS SUPPLIED BY PURCHASER (e.g., CUSTOMER AND/OR DEALER).

**STATUS OF THIS ORDER**

( 1 ) B. This order reflects the final contract. All items have been "priced", specifications and "drawings" of all items provided, all pre-construction data provided, and all questions have been answered.

**ADDITIONAL TERMS AND CONDITIONS AT LINE # 3018 ARE INCORPORATED HEREIN BY REFERENCE.**

**APPROVED AND ACCEPTED BY:**

CUSTOMER: \_\_\_\_\_ DATE: \_\_\_\_\_

TITLE: \_\_\_\_\_


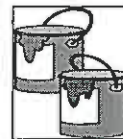
DATE: \_\_\_\_\_ P. O. #: \_\_\_\_\_

SALESMAN: *[Signature]* DATE: 04-16-2018

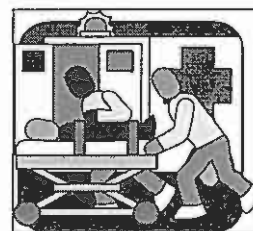

EXCELLANCE: *[Signature]* DATE: 4-17-18  
*This is not binding unless signed by an officer of Excellance.*

**Line # TABLE OF CONTENTS**

- 153 Instructions for using this Order Form
- 172 Credit for "Used" Trade-in Units
- 186 Manufacturing Credit
- 218 Discount for Deposit with Order
- 230 Discount for Multiple Units
- 237 Chassis: Standard Specifications
- 344 Special Options
- 380 Air Ride & Suspension Options
- 458 Tire / Wheel Options
- 496 Air Horn Options
- 555 Exterior Options
- 627 Interior Cab Options
- 662 Chassis Electrical System: Standard Specifications
- 687 Interior Cab Options
- 745 Modular Body: Standard Specifications
- 806 Options
- 867 Cab / Module Paint and Lettering: Standard Specifications
- 879 Paint Options
- 968 Reflective "Scotchlite" Striping Options
- 1026 Reflective Lettering Options
- 1047 Exterior Compartments: Standard Specifications
- 1081 Options
- 1481 Patient Compartment: Standard Specifications
- 1550 Options
- 1674 Bio-Hazard / Trash Containers: Options
- 1739 Seating / Upholstery: Options
- 1769 Floor Covering: Options
- 1791 Handrails / Mounting Brackets: Options
- 1808 Cot / Litter Mount: Options
- 1849 Module Electrical System: Standard Specifications
- 1882 Options
- 2028 125 VAC Electrical: Standard Specifications
- 2055 Shoreline Options
- 2117 125 VAC Options



- 2175 **Scene and Exterior Lights: Standard Specifications**
- 2185     Worklights / Floodlights / Spotlight: Options
- 2252     Turn Signal / Tail Lights: Options
- 2300 **Emergency Visual Warning System: Options**
- 2302     Front Light Bars
- 2345     Rear Light Bars
- 2388     Grill Lights / Intersection Lights: Options
- 2420     Other Visual Warning Systems: Standards & Options
- 2529     Miscellaneous Warning Lights: Options
- 2553 **Emergency Audible Warning System: Options**
- 2561     Siren Options
- 2579     Speaker Options
- 2613 **Oxygen and Suction Systems: Standard Specifications**
- 2617     Options
- 2673     Medical Air Systems Options
- 2702     Vacuum System Options
- 2741 **HVAC Systems: Standard Specifications**
- 2747     Options
- 2863 **Fire Extinguisher: Options**
- 2871 **Loose Equipment to be provide by Excellence**
- 2888 **Dealer provided and/or installed items**
- 2908 **Special Conditions & Requirements of Customer**
- 2934 **Customer Supplied Parts**
- 2946 **Factory Paid Transportation**
- 2989 **Payment Terms**
- 2993 **Performance Bond**
- 3004 **Checklist**
- 3018 **Additional Terms and Conditions for this Order**
- 3083 **Important Information regarding Chassis Attachments (Engineering Drawings)**



235  
236  
237  
238  
239  
240  
241  
243  
252  
253  
318  
319  
321  
324  
325  
326  
327  
328  
329  
330  
335  
336  
337  
338  
339  
341  
342

**CHASSIS: STANDARD SPECIFICATIONS**

The chassis model year shall be: 2019

The chassis engine shall be a diesel - powered engine.

( 1 ) The cab for the chassis will be ordered using the following paint color code: Flame Red L3761EB

( 1 ) The chassis will be SUPPLIED BY EXCELLANCE. Customer FIN code: \_\_\_\_\_

Note: Excellence is entitled to OEM concessions on any chassis supplied by Excellence.

**EXTRA HEAVY DUTY CHASSIS**

( 1 )	EHD I - 96" x 166" box	CA = <u>97"</u>	Conversion:	<u>126,259.61</u>	<u>126,259.61</u>
			Input Chassis:	<u>70,544.00</u>	<u>70,544.00</u>

Specify model of EHD chassis here: Freightliner M2  
 Model year: 2019  
 Engine type: CUM ISB 6.7-250  
 Horsepower: 250 hp  
 Transmission Type: Allison 2500 EVS  
 C.A. dimension: 97"

**CUSTOMER NOTES / SPECIAL REQUESTS regarding chassis**

The module body length 160" in lieu of 166" body.	<u>(623.98)</u>
The chassis will be ordered with air horns, air horn foot switches (1-driver and 1-passenger) and air ride system.	<u>0.00</u>
Supply and install a Plymovent Gibson conversion kit with magnetic collar for Freightliner to the exhaust. Price includes the exhaust adapter.	<u>1,735.35</u>
	<u>0.00</u>

343				
344		<b>CHASSIS: SPECIAL OPTIONS</b>	Wholesale	Extended
345			Price	Price
346		The vehicle will be ready for delivery w/ electrical diagrams, cleaned, inspected, fuel tanks full,		N/C
347		vehicle serviced, certified weight ticket, and copies of all warranties and owners manuals.		
348		Air tanks installed by Excellence will have manual moisture relief valves.		
370				
371		CUSTOMER NOTES / SPECIAL REQUESTS		
372		<u>Note: Any Excellence air fitting will be a brass compression fitting.</u>		<u>0.00</u>
379				
380		<b>CHASSIS: AIR RIDE &amp; SUSPENSION OPTIONS</b>		
381				
386		Note: Ping Tanks are NOT included with Suspension Systems unless noted.		
415	( 1 )	* Activate "dump" feature <u>automatically</u> when left rear door is open		N/C
416	( 1 )	* Override switch at rear of module on <u>curbside</u> door.		N/C
423		* Suspension System installation includes "down" indicator light on front console.		
426		* OEM air dump switch on dash to remain enabled unless otherwise specified in Customer Notes.		
430	( 1 )	* "On-Spot" snow chain system with chain tray ( <u>without</u> compressor)	2,430.58	2,430.58
432		NOTE 1: CONSULT FACTORY BEFORE SPECIFYING SNOW CHAINS WITH AN AIR RIDE SYSTEM !		
433		NOTE 2: SPECIFY LOCATION FOR COMPRESSOR: <u>L3/2</u>		
435				
444		<i>for the front axle – violating FMVSS and QVM specifications which will void the chassis warranties !</i>		
456				
458		<b>CHASSIS: TIRE / WHEEL OPTIONS</b>	Wholesale	Extended
459			Price	Price
460		OEM Steel-belted All-Weather Radial tires per chassis specifications		N/C
461				
462	( 1 )	* There is no spare tire for this ambulance chassis.		
464				
480	( 1 )	* Hub and Lug Nut Covers: Chrome baby moon hub covers for front wheels and	372.11	372.11
481		chrome high hat hub covers for rear wheels with chrome covers for all lug nuts.		
485		CUSTOMER NOTES / SPECIAL REQUESTS		
486		<u>Supply and install a set of BOLES #BB-B642-7 lighted bumper guides.</u>		<u>271.82</u>
554				
555		<b>CHASSIS: EXTERIOR OPTIONS</b>	Wholesale	Extended
556			Price	Price
610	( 1 )	* Mud Flaps, 2 Rear		N/C
616				
617		CUSTOMER NOTES / SPECIAL REQUESTS		
618		<u>There shall be diamond plate enclosure panels fabricated to be installed between</u>		<u>1,513.72</u>
619		<u>the chassis steps on both sides of the truck.</u>		<u>0.00</u>
624				
627		<b>CHASSIS: INTERIOR CAB OPTIONS</b>	Wholesale	Extended
628			Price	Price
642				
643	( 1 )	Cab floorboard to have rubber matting		N/C
658				
659				
661		<b>CHASSIS ELECTRICAL SYSTEM: STANDARD SPECIFICATIONS</b>		N/C
662				
663	( 1 )	OEM auto-throttle, with on/off switch - EHD units only		
664		Module disconnect power switch		
669		OEM alternator(s) with internal regulator		
672		Back-up alarm, reverse activated		
685				
687		<b>CHASSIS ELECTRICAL SYSTEM: INTERIOR CAB OPTIONS</b>	Wholesale	Extended
688			Price	Price
690	( 1 )	Floor mounted console with "quick release" feature on Type I and EHD units		N/C

AutoQuote 18.2

695	( 1 )	* Map / Binder case mounted on floor in cab	779.30	779.30
696		Specify number of sections for map / binder case here: <u>2</u>		
697		Specify width (in inches) between each partition here: <u>3</u>		
698	( 1 )	* Two cup holders in front console	60.64	60.64
701	( 1 )	* DELETE "standard" Map Light on front console	(80.59)	(80.59)
708	( 1 )	Combination Volt / Amp / System Check digital meter with low voltage alarm		N/C
710				
727	( 1 )	* Pro-Vision TV-505 rear camera system with 7" LCD flat screen monitor on the cab console.	1,453.45	1,453.45
728				
735				
736		CUSTOMER NOTES / SPECIAL REQUESTS		
737		<u>The Pro-Vision monitor to be located on the headliner between the visors.</u>		<u>0.00</u>
744				
745		<b>MODULAR BODY: STANDARD SPECIFICATIONS</b>		N/C
746				
747		All aluminum modular ambulance body with 1/4-inch thick aluminum corner extrusions		
750	( 1 )	Module headroom shall be 72 inches for this unit.		
752		All aluminum framework with special anti-corrosion barrier applied to all fasteners, hinges, and components		
753		Aluminum exterior skin shall be .125" thick, attached by continuous welds at all seams and corners		
754		Aluminum exterior roof skin shall be .125" thick aluminum		
756		3/4-inch thick composite floor with .063" aluminum subfloor insulated with Polystyrene foam planking		
757		3 module entry doors and all exterior compartment doors insulated with 2" Styrofoam planking		
758		* Truck-Lite part # 30286R 2-inch diameter lights to be used as...		
759	( 2 )	* Door-activated flashing red LED warning light on interior of side entry door	162.10	324.19
761		2 key locking module entry door handles all keyed alike		
762	( 1 )	Left rear door shall close with an automatic "slam latch"		
764	( 1 )	Curbside entry door equipped with gas shock and nylon restraint strap to reduce opening and closing force		
767	( 1 )	* Aluminum door-caddy storage cabinet in curbside entry door	889.86	889.86
768		Number of grabber / hold-open devices with gaskets: <u>2</u> on each rear entry door		
769		Polished extruded aluminum drip rails over all module entry doors and exterior compartment doors		
775		1 set aluminum diamondplate stone guards for front of unit		
777		1 set diamondplate rub rails with aluminum tubular support & plastic spacers off body		
778		2 aluminum wheelwells		
780	( 1 )	* 1 set of rubber fenderettes (in lieu of aluminum fenderettes)		N/C
782		1 diamondplate rear kick panel		
785	( 1 )	10 body mounting 5/8" diameter Grade 8 bolts w/ heavy duty wear point spacers & outrigger supports		
787		1 custom-made aluminum diamondplate rear bumper with the following features:		
788		<u>angled</u> rear corners	0.00	0.00
789		<u>folding</u> step built into bumper		
790		<u>0</u> dock bumper(s) each side of bumper		(21.60)
791		All windows installed in the patient compartment come with "privacy glass"		
792		Fixed window for each rear entry door. Specify size: <u>12" x 24"</u>		
794	( 1 )	Fixed curbside entry door window. Specify size: <u>18" x 24"</u>		
797				
798		CUSTOMER NOTES / SPECIAL REQUESTS		
799		<u>Ref. 759: one flashing light will be located on the exterior of the side entry door and</u>		<u>0.00</u>
800		<u>the other flashing light will be located on the interior of the side entry door. See CADS</u>		<u>0.00</u>
865				
866				
867		<b>CAB / MODULE PAINT AND LETTERING: STANDARD SPECIFICATIONS</b>		
868				
871	( 1 )	* DELETION CREDIT: Do not paint the 4 outer wheels	(78.72)	(78.72)
872		Include one touch up paint kit for each color used		
877	( 1 )	* DELETION CREDIT: <u>Delete</u> Federal ambulance markings	(323.00)	(323.00)
878				
879		<b>PAINT OPTIONS</b>		
880				
881		The cab for the chassis will be ordered and painted the following color code: <b>Flame Red L3761EB</b>		

AutoQuote 18.2

883 **Color & Paint Number:**  
 884 ( 1 ) \* Paint entire module any color other than OEM white: RED MS #4818139 1,448.88 1,448.88  
 892  
 893 ( 1 ) \* The paint finish will be hand glazed with a non-wax based product.  
 895 ( 1 ) \* Metallic paint will not be used anywhere on this unit.

907  
 908 **BELTLINE**  
 910 ( 1 ) \* DELETE standard 11" reflective bellline stripe (1,444.72) (1,444.72)  
 955  
 956 **PINSTRIP**  
 960 ( 1 ) \* DELETION: No pinstripe tape AND no painted bellline to be applied by factory (297.59) (297.59)  
 966  
 967

**REFLECTIVE "SCOTCHLITE" STRIPING**

Enter Code for Color:	Enter size in inches:	COST:
* Reflective stripe color # 1: 24	#680-75 Blue 1	456.36
* Reflective stripe color # 2: 30	#680-10 White 4	642.56
* Reflective stripe color # 3: 24	#680-75 Blue 1	456.36

**CUSTOMER NOTES / SPECIAL REQUESTS**

1015 <u>Install a Chevron stripe on the entire rear of the module body with exception of the</u>	1,853.70
1016 <u>rear doors. The Chevron will be made up of 12" Reflexite Red and 12" Reflexite</u>	0.00
1017 <u>Lime/Yellow material that will alternate colors from top to bottom.</u>	0.00
1019 <u>Note lines 1002-1004: See CADS for details.</u>	0.00

**LETTERING OPTIONS**

1024  
 1025  
 1026  
 1027  
 1030 ( 1 ) Lettering to be provided and installed by Excellance is specified on an  
 1031 attachment to this document AND priced below in "Customer Notes".  
 1032  
 1036 ( 1 ) \* Install customer provided decals on cab doors: Customer supplied part: N/C  
 1037 Installation charge: 125.52 125.52

**CUSTOMER NOTES / SPECIAL REQUESTS**

1039 <u>Lettering will be installed by Excellance as per the attached documents.</u>	3,075.84
1040 <u>The lettering includes 10" #'s in white reflective, no border, to be installed on the R1</u>	0.00
1041 <u>and L1 doors. The blue border and blue text lettering will be the shade of</u>	0.00
1042 <u>Transparent blue over Peacock. The 10" "Emergency Care" number is # TBD.</u>	0.00

**EXTERIOR COMPARTMENTS: STANDARD SPECIFICATIONS**

N/C

1043 All exterior compartment doors insulated with 2" styrofoam  
 1044 206 latch w/ key locking stainless steel 9000 series D-ring handles with gaskets (where possible)  
 1045  
 1052 ( 1 ) Doors equipped with gas shocks to reduce opening and closing force  
 1059 Machine louvered or plastic venting, as needed, in all exterior compartments  
 1080

**EXTERIOR COMPARTMENTS: OPTIONS**

1081 All aluminum unistruts to be welded into exterior compartments (no screws or rivets)		
1082 * Oxygen tank(s) shall be located in compartment L4 (Streetside Forward)	Wholesale Price	Extended Price
1083 <u>Compartment L1: (Streetside Rear)</u>		
1084		
1085		
1088 ( 1 ) * DELETE backboard storage from L1 compartment ( no vertical dividers in L1 ).	(188.28)	(188.28)
1089		
1090		
1091		



AutoQuote 18.2

1096	( 1 )	* Short L1 with NO interior cabinetry - optional for 146" & 166" modules		N/C									
1099	( 1 )	One standard LED light in compartment - to be door activated		N/C									
1104	( 1 )	* Dual-doors (e.g., split doors) for L1 compartment exterior	873.65	873.65									
1106	( 1 )	* Turtle tile plastic matting for compartment floor	68.89	68.89									
1110		* Specify the color for the Turtle tile or Dri-Deck: <u>Gray</u>											
1113		<u>Install a bracket on the back wall fabricated out of 3/16" aluminum to hold the SCBA</u>		<u>281.38</u>									
1114		<u>brackets. The bracket shall be the full width of the L1 with angle of 45 degrees at</u>		<u>0.00</u>									
1115		<u>each end. (see CAD). The compartment doors will need to swing open well over</u>		<u>0.00</u>									
1116		<u>90 degrees.</u>		<u>0.00</u>									
1117		<u>The compartment light will be installed horizontally at the compartment header.</u>		<u>0.00</u>									
1120													
1121		<u>Compartment L3/1: (Outside electrical compartment for power distribution panel)</u>											
1128	( 1 )	One standard LED light in compartment - to be door activated		N/C									
1137													
1138		<u>Compartment L3/2: (Streetside Intermediate)</u>											
1140		<table border="1" style="width:100%; border-collapse: collapse;"> <thead> <tr> <th style="width:60%;">Type of shelves in L3/2:</th> <th style="width:20%;">Quantity</th> <th style="width:20%;">Thickness of aluminum</th> </tr> </thead> <tbody> <tr> <td>Adjustable shelves with unistrut</td> <td style="text-align:center">1</td> <td style="text-align:center">0.125"</td> </tr> <tr> <td>Fixed shelves</td> <td style="text-align:center">0</td> <td style="text-align:center">0.125"</td> </tr> </tbody> </table>	Type of shelves in L3/2:	Quantity	Thickness of aluminum	Adjustable shelves with unistrut	1	0.125"	Fixed shelves	0	0.125"		
Type of shelves in L3/2:	Quantity	Thickness of aluminum											
Adjustable shelves with unistrut	1	0.125"											
Fixed shelves	0	0.125"											
1141				180.59									
1142				0.00									
1149	( 1 )	One standard LED light in compartment - to be door activated		N/C									
1156	( 1 )	* Turtle tile plastic matting for compartment floor	68.89	68.89									
1160		* Specify the color for the Turtle tile or Dri-Deck: <u>Gray</u>											
1170													
1171		<u>Compartment L4: (Streetside Forward)</u>											
1174		<table border="1" style="width:100%; border-collapse: collapse;"> <thead> <tr> <th style="width:60%;">Type of shelves in L4:</th> <th style="width:20%;">Quantity</th> <th style="width:20%;">Thickness of aluminum</th> </tr> </thead> <tbody> <tr> <td>Adjustable shelves with unistrut</td> <td style="text-align:center">1</td> <td style="text-align:center">0.125"</td> </tr> <tr> <td>Fixed shelves</td> <td style="text-align:center">0</td> <td style="text-align:center">0.125"</td> </tr> </tbody> </table>	Type of shelves in L4:	Quantity	Thickness of aluminum	Adjustable shelves with unistrut	1	0.125"	Fixed shelves	0	0.125"		
Type of shelves in L4:	Quantity	Thickness of aluminum											
Adjustable shelves with unistrut	1	0.125"											
Fixed shelves	0	0.125"											
1175				180.59									
1176				0.00									
1178	( 1 )	One standard LED light in compartment - to be door activated		N/C									
1183	( 1 )	* Turtle tile plastic matting for compartment floor	68.89	68.89									
1184	( 1 )	* Enter '1' here for Turtle tile on all <u>1</u> shelves of compartment	68.89	68.89									
1187		* Specify the color for the Turtle tile or Dri-Deck: <u>Gray</u>											
1190		<u>The compartment light will be installed in the standard location.</u>		<u>0.00</u>									
1196													
1198		<u>Compartment R1: (Curbside Rear)</u>											
1215	( 1 )	Tall R1 - standard on 166" & over boxes - includes short R2 unless deleted at	1247	N/C									
1218	( 1 )	* Backboard storage in Tall R1. # of adjust. dividers: <u>2</u>	0.00	0.00									
1220		<table border="1" style="width:100%; border-collapse: collapse;"> <thead> <tr> <th style="width:60%;">Type of shelves in Tall R1:</th> <th style="width:20%;">Quantity</th> <th style="width:20%;">Thickness of aluminum</th> </tr> </thead> <tbody> <tr> <td>Adjustable shelves with unistrut</td> <td style="text-align:center">0</td> <td style="text-align:center">0.125"</td> </tr> <tr> <td>Fixed shelves</td> <td style="text-align:center">0</td> <td style="text-align:center">0.125"</td> </tr> </tbody> </table>	Type of shelves in Tall R1:	Quantity	Thickness of aluminum	Adjustable shelves with unistrut	0	0.125"	Fixed shelves	0	0.125"		
Type of shelves in Tall R1:	Quantity	Thickness of aluminum											
Adjustable shelves with unistrut	0	0.125"											
Fixed shelves	0	0.125"											
1221				0.00									
1222				0.00									
1225	( 1 )	Outside access for Tall R1		N/C									
1228	( 1 )	One standard LED light in R1 compartment - to be door activated		N/C									
1231	( 1 )	* Turtle tile plastic matting for compartment floor	68.89	68.89									
1235		* Specify the color for the Turtle tile or Dri-Deck: <u>Gray</u>											
1238		<u>Fabricate and install a fixed shelf (3/16" aluminum) 12" up from the floor of the R1</u>		<u>217.29</u>									
1239		<u>compartment.</u>		<u>0.00</u>									
1245													
1246	( 1 )	<u>Compartment Short R2: (Curbside Rear) Only available if Tall R1 is selected.</u>											
1249		* DELETE inside access in Short R2 resulting in:											
1251	( 1 )	* exterior storage w/ outside access & interior storage under squad bench lid	96.26	96.26									
1252		<table border="1" style="width:100%; border-collapse: collapse;"> <thead> <tr> <th style="width:60%;">Type of shelves in R2:</th> <th style="width:20%;">Quantity</th> <th style="width:20%;">Thickness of aluminum</th> </tr> </thead> <tbody> <tr> <td>Adjustable shelves with unistrut</td> <td style="text-align:center">0</td> <td style="text-align:center">0.125"</td> </tr> <tr> <td>Fixed shelves</td> <td style="text-align:center">0</td> <td style="text-align:center">0.125"</td> </tr> </tbody> </table>	Type of shelves in R2:	Quantity	Thickness of aluminum	Adjustable shelves with unistrut	0	0.125"	Fixed shelves	0	0.125"		
Type of shelves in R2:	Quantity	Thickness of aluminum											
Adjustable shelves with unistrut	0	0.125"											
Fixed shelves	0	0.125"											
1253				(180.59)									
1254				0.00									
1256	( 1 )	One standard LED light in compartment - to be door activated		N/C									
1258	( 1 )	* Turtle tile plastic matting for compartment floor	68.89	68.89									
1262		* Specify the color for the Turtle tile or Dri-Deck: <u>Gray</u>											
1272													
1273		<u>Compartment R4: (Curbside Forward)</u>											
1277	( 1 )	* Inside / Outside access for only <u>bottom portion</u> of R4 -- with inside access only for top portion		N/C									
1278	( 1 )	* Exterior door for R4 compartment to be "3/4 height" that stops at the top of outside access											

AutoQuote 18.2

- 1283 ( 1 ) \* DELETE the 2 lower doors on inside of R4 (for open access inside) (192.02) (192.02)
- 1288 ( 1 ) Drug box storage in R4 shall have a locking Polycarbonate door. N/C
- 1289 ( 1 ) Cabinet beside the drug box storage in R4 will have inside / outside
- 1290 access with a locking Polycarbonate interior door. N/C
- 1291 The vertically-hinged doors will be individually latching doors N/C

Type of shelves in R4:	Quantity	Thickness of aluminum	
Adjustable shelves with unistrut	1	0.125"	(180.59)
Fixed shelves	0	0.125"	0.00

- 1303
- 1304
- 1311 ( 1 ) One standard LED light in compartment - to be door activated N/C
- 1314 ( 1 ) \* Turtle tile plastic matting for compartment floor 68.89 68.89
- 1315 ( 1 ) \* Enter '1' here for Turtle tile on all 1 shelves of compartment 68.89 68.89
- 1318 \* Specify the color for the Turtle tile or Dri-Deck: Gray
- 1321 Extend the floor of the ALS cabinet out to the exterior door and seal off the bottom 991.48
- 1322 portion of the compartment for sliding battery storage. One battery to be installed. 0.00

- 1327
- 1387
- 1388 ( 1 ) \* Enter '1' for a streetside wheelwell compartment: 1,140.90 1,140.90
- 1391 ( 1 ) \* Turtle tile plastic matting for compartment floor 87.64 87.64
- 1395 \* Specify the color for the Turtle tile or Dri-Deck: Gray
- 1398 The compartment door will act as the face of the drawer and will slide out with 100% 572.40
- 1399 extension grant slides. The drawer will have door seal around the edges. 0.00
- 1405 ( 1 ) \* Install Turtle Tile "Edging" in all 6 compartment floors 206.42 206.42
- 1410 ( 6 ) Number of exterior compartment(s) to be finished in Excellance texturized paint. N/C
- 1411 Specify each compartment here: ALL - EXCEPT R4 which is to be finished white
- 1439 ( 3 ) \* Zico brand SCBA bracket with safety strap. Location: L1 170.49 511.47
- 1440 Specify the bottle style / size for safety strap: P/N SC50H5SF
- 1450 ( 1 ) \* Electric door locks for module personnel doors only 1,058.18 1,058.18

The following electric door locks...	...shall be activated by :	Location for separate switch:
All chassis & module entry doors	switches, OEM circuit, and hidden switch	curb, rear & cab
Note: The additional charge for each separate switch: \$93.35		93.35
1464 ( 1 ) * Concealed weatherproof override switch for electric door locks		165.42 165.42
1465 * Concealed override switch location:	<u>behind the front grille for chassis locks only</u>	

- 1479
- 1481 **PATIENT COMPARTMENT: STANDARD SPECIFICATIONS**
- 1482
- 1483 Install clear polycarbonate throughout the unit. N/C
- 1487 Full seam-welded NFPA-compliant anti-skid aluminum diamondplate stepwell with flush sweep-out design
- 1488 Door-activated flush-mounted stepwell light, LED
- 1489 3 interior entry door panels, aluminum laminated with formica
- 1490 ( 1 ) Alternating red/white 10" reflective diagonal stripes on each Personnel Door
- 1495 Grab handles for module doors to be: 1.25" diameter seamless stainless steel
- 1496 ( 1 ) Grab handle(s) for the inside of the side entry door: 18" long Pricing: 0.00
- 1498 ( 1 ) Grab handle(s) on each rear door inside the module: "L" shape 33" x 17.5" Pricing: 0.00
- 1499 Aluminum walls laminated with formica
- 1500 Aluminum ceiling finish painted white
- 1501 ( 1 ) Insulation in the module walls and ceiling
- 1503 Welded tubular aluminum cabinet framework with cabinet tubular faces painted white
- 1504 Sliding medical cabinet doors of 1/4" polycarbonate with full height extruded aluminum handles
- 1505 All cabinet interiors are to be painted white
- 1506 Streetside action area with solid surface counter top Pricing: 96.01 0.00
- 1507 The color for all counter tops will be: light gray w/ white & charcoal speckles
- 1508 \* OPTION: Specify each individual interior cabinet to have restocking feature
- 1509 Cabinet D = above action area 236.16 236.16
- 1510 Cabinet A1 = aft of CPR seat 236.16 236.16
- 1511 Cabinet A2 = aft of CPR seat, below A1 236.16 236.16
- 1515 Action area shelf to have lip

AutoQuote 18.2

- 1516 oxygen compartment shall have one polycarbonate hinged access door for "M" & "H" size cylinders
- 1517 1 EMT seat with 3-point seat belt
- 1518 Squad bench w/vinyl covered padded solid seat cushion and with a hinged lid with:
- 1519 two 6-point seat belt harnesses: red
- 1520 sets of patient restraint straps: 3 red 0.00
- 1521 Squad bench to have a solid vinyl covered padded back rest and head rest
- 1522 2 "No smoking oxygen equipped / Fasten your seatbelt" decals, one in cab and one in module
- 1523 Removable wiring access panels, vinyl padded down the center of the ceiling w/ 1" x 2" tubular supports
- 1525 ( 1 ) # of 96" x 1.25" diameter stainless steel overhead grab rails on 166" module: 2
- 1528 ( 1 ) 1 CPR seat with vinyl covered padded seat and head protectors
- 1529 ( 1 ) CPR seat to have 6-point seat belt harness

CUSTOMER NOTES / SPECIAL REQUESTS

- 1541 Install a defibrillator bracket model Zoll X-series; mount to the top of the action area 1,753.77
- 1542 countertop (To be installed @ Customer Inspection). 0.00
- 1543 The aft 20" of the action area countertop will be solid (no lip) to allow the 0.00
- 1544 defibrillator to swivel. 0.00

PATIENT COMPARTMENT: OPTIONS

- |   | Wholesale Price | Extended Price |
|---|-----------------|----------------|
| 1551 Mica finish to be low gloss  |                 | N/C            |
| 1555 ( 1 ) * Specify special mica color here: <u>Paint White Zolotone interior with speckle</u> | 50.00           | 50.00          |
| 1557 * High back EMT Captains Chair (Bucket Seat) <u>at Action Area</u> w/ these features:      | Standard        | N/C            |
| 1558 <u>Built-in Child-Safety Seat? yes</u>   | 413.63          | 413.63         |
| 1559 <u># of seat belt harness points: 6</u>  | Standard        | N/C            |
| 1560 <u># of arm rests: 0 no arm rests</u>  | 0.00            | 0.00           |
| 1561 ( 1 ) * Swivel seat base (2-way swivel)  | Standard        | N/C            |
| 1564 ( 1 ) * Sewn upholstery  | Standard        | N/C            |
| 1566 ( 1 ) * WISE brand   | Standard        | N/C            |

Type of IV holder	Quantity	Mounting location for IV holders:	
Rubber shaft fold-down w/ velcro	1	head of primary cot	0.00
Rubber shaft fold-down w/ velcro	1	head of squad bench	

- 1607 Cabinet over Action Area to have...
- 1608 ( 1 ) Sliding doors that are made of polycarbonate N/C
- 1625
- 1626 ( 1 ) \* Cabinet over squad bench (KKK requires 43+" between squad bench & cabinet) 797.59 797.59
- 1627 ( 1 ) with dual sliding doors made of polycarbonate ("standard") N/C
- 1647
- 1648 Location for additional cabinet:
- 1649 \* without restocking feature: B1 = aft CPR seat (open access) 426.85 426.85
- 1650 \* without restocking feature: K1 = foot of squad bench (facing front) 426.85 426.85
- 1651 \* without restocking feature: K2 = foot of squad bench (facing front) 426.85 426.85

CUSTOMER NOTES / SPECIAL REQUESTS

- 1664
- 1665 All handles on the sliding Polycarbonate doors are to have a small through bolt #6 30.32
- 1666 at the top and bottom of each handle to better secure handle to Polycarbonate. 0.00
- 1667 Delete the cabinet above the walk-thru area (376.31)
- 1668 There will be one set of equal size drawers located below the action area counter 627.35
- 1669 w/locking latches. 0.00
- 1670 A recessed area will be located in the top of the aft action area counter to store the 683.46
- 1671 customer supplied sharps containers with a door above it. There will be a hole located 0.00
- 1672 in the door for direct deposit of sharps material into the container. (Sample provided). 0.00

BIO-HAZARD / TRASH CONTAINERS:

- 1673
- 1674
- 1675
- 1679 ( 1 ) DELETE both wall mounted Maxim kits (60.00) (60.00)

AutoQuote 18.2

1698 ( 1 ) \* Shorten the curbside squad bench and install an access door for two 866.17 866.17  
 1699 one-gallon containers (one Sharps and one Trash). Each container will  
 1700 have its own hinged surface-mounted polycarbonate lid (one red and one clear,  
 1701 each with a knob) built into the access door. The access door will have a flush-  
 1702 mounted stainless steel key locking latch for container removal.  
 1727

CUSTOMER NOTES / SPECIAL REQUESTS

1729 Cabinet H1 will have two adjustable shelves. 169.95  
 1730 Cabinet H2 will have one adjustable shelf 85.64  
 1731 Cabinets K1 & K2 will each have one adjustable shelf 169.95  
 1732 Cabinet A1 will have one adjustable shelf 85.64  
 1733 Cabinet A2 will have one adjustable shelf 85.64  
 1734 Cabinet E (@front bulkhead) will have three adjustable shelves 255.59  
 1735 Cabinet B1 will have one adjustable shelf 0.00

SEATING / UPHOLSTERY: OPTIONS

1740  
 1741 Padded vinyl head protectors over module entryways, color coordinated to match interior  
 1747 ( 1 ) \* Maroon color for upholstery (Ruby) N/C  
 1753 ( 1 ) Net at head of Squad Bench, standard 58" x 17" size N/C  
 1759

CUSTOMER NOTES / SPECIAL REQUESTS

1760  
 1761 Rivet all door grab handles and overhead grab handles in place (no screws) 0.00  
 1768

FLOOR COVERING: OPTIONS

1770  
 1771 Heavy duty vinyl floor covering will be installed inside patient compartment  
 1772 ( 1 ) \* Lonseal / Lonplate II flooring (this flooring will extend up the side walls)  
 1781 

Type of floor selected above:	Floor color	Curbside wall covered in:	Streetside wall covered in:
* Lonseal / Lonplate II flooring	421 Mica	Floor covering	Floor covering

  
 1782  
 1790

HANDRAILS / MOUNTING BRACKETS: OPTIONS

1791  
 1792  
 1793 ( 1 ) All handrails will be stainless steel, knurled, antimicrobial rails painted (power coated) yellow. N/C  
 1806

COT / LITTER MOUNT: OPTIONS

1807 Wholesale Price Extended Price  
 1808  
 1809 ( Brand ) ( Model )  
 1810 The cot used in this unit will be a: Stryker Power-PRO  
 1811 The cot will be supplied by: Customer  
 1812 The retention system will be supplied by: Customer  
 1813 Purchaser / Customer agrees to indemnify and hold Excellence harmless for the installation of any  
 1814 cot retention system specified by the Customer that is not compliant with any governmental authority.  
 1815  
 1816 The mounting position for the cot shall be:  
 1817 ( 1 ) \* Center mount for one cot N/C  
 1819  
 1821 ( 1 ) Post and wheel cups will NOT be installed in the patient compartment.  
 1827

THE COT WILL BE SUPPLIED BY CUSTOMER

THE RETENTION SYSTEM WILL BE SUPPLIED BY CUSTOMER

1832  
 1833 Install a customer-supplied Stryker PowerLoad system and floor plate for Mass 0.00  
 1834 Casualty bar. 0.00  
 1836

CUSTOMER NOTES / SPECIAL REQUESTS

1837  
 1838 All 12VDC outlets shall be powered via the mod. Pwr switch or the shoreline power 0.00  
 1839 via the onboard battery charger. 0.00  
 1840 The neutral safety circuit shall cutout all lights with the exception of the corner body 0.00

1841 lights, red lights in front lightbar, and all of the rear lightbar lights. 0.00

1848  
1849 **MODULE ELECTRICAL SYSTEM: STANDARD SPECIFICATIONS** N/C

- 1850
- 1851 12 VDC electrical distribution system
- 1852 Color and function coded wiring
- 1853 GXL high temperature wiring insulation
- 1854 Automatic reset circuit breakers
- 1855 Heat shrink tubing on all terminals
- 1856 Lighted rocker switches
- 1857 Engraved backlit switch labels
- 1858 1 labeled power distribution panel will be located in the exterior L3/1 compartment
- 1860 Patient compartment control console with hinged access panels in action area
- 1861 12 VDC Medical outlets to be installed as follows:

Type of outlet:	Quantity	Location for outlet(s):
Cigarette	2	1-Action Area/ 1-Cabinet H2
Cigarette	3	Cab console

0.00  
703.37

- 1870 1 Schottky medical isolator
- 1871 Magnetically controlled, hermetically sealed door switches
- 1872 "Module Entry Door Open" warning circuit w/ warning light in cab console
- 1876 Door activated exterior compartment lighting
- 1877 All of the dome lights located on the curbside to turn on to low intensity when
- 1878 module entry doors are opened and/or switch on cab console is activated
- 1879 All switches, indicators and control devices shall be labeled in accordance w/ current KKK-A-1822

1882 **MODULE ELECTRICAL SYSTEM: OPTIONS** Wholesale Price Extended Price

- 1883
- 1884 1 Kussmaul #091-32 Load Manager / Sequencer. N/C
- 1885 Load Manager and status indicator to be located in cab console. N/C
- 1886 ( 1 ) Excellence will determine load manager circuits and sequence of priority. N/C

- 1895
- 1896 ( 1 ) \* Add "neutral safety switch interlock" to cancel the following warning lights with 213.07 213.07
- 1897 \* override switch on front console. Reference Line # 1840
- 1909 ( 1 ) \* DELETE "standard" coax antenna cables (57.98) (57.98)
- 1923 ( 3 ) \* Number of customer-provided two-way radios AND Customer supplied part: N/C
- 1924 \* scanners AND antenna mounted by Excellence. Installation charge: 906.07 2,718.21
- 1925 \* Brand & Model of first radio: M/A COM
- 1926 \* Brand & Model of second radio: M/A COM
- 1927 \* Brand & Model of third radio: M/A COM

* Mounting location for:	Control Head location:	
See customer notes below.	First radio	
	Second radio	
	Third radio	
	Scanner	

- 1938 ( 4 ) Number of customer-provided antenna to be installed. The customer will provide the antenna, the base, AND
- 1939 at least 25 ft of coax cable per antenna. Installation charge for each antenna : 136.70 546.80

Specify the "type" of antenna:

1941 ( 1 ) * Origination of first coax cable:	see attached drawings	radio
1942 ( 1 ) * Termination of first coax cable:	see attached drawings	
1943 ( 1 ) * Origination of second coax cable:	see attached drawings	radio
1944 ( 1 ) * Termination of second coax cable:	see attached drawings	
1945 ( 1 ) * Origination of third coax cable:	see attached drawings	radio
1946 ( 1 ) * Termination of third coax cable:	see attached drawings	

- 1949 ( 1 ) \* Three TruckLite LED # 80251C lights installed in center of module ceiling 695.36 695.36
- 1952 ( 1 ) Switch on EMT switch panel and switch ... N/C

AutoQuote 18.2

1953	( 1 )	... at side entry door.		N/C
1956	( 1 )	* Timer "check out feature" (wired hot) <u>0 - 15 minutes</u> installed at curbside door.	228.59	228.59
1958	( 1 )	TruckLite LEDs # 80162C EMT ("Standard" <u>in action area</u> )		N/C
1964				
1966	( 1 )	Four 8-inch LED dome lights mounted in ceiling on streetside		N/C
1967	( 1 )	Four 8-inch LED dome lights mounted in ceiling on curbside		N/C
1977	( 1 )	* <u>All</u> ceiling lights to operate with two switches (one for streetside & one for curbside lights).		

2011				
2012		<b>CUSTOMER NOTES / SPECIAL REQUESTS</b>		
2013		<u>The VHF radio shall be located in the dash above the OEM radio. The remote radio</u>		<u>0.00</u>
2014		<u>shall be located on top of the dash. The third radio will be located in the patient compt.</u>		<u>0.00</u>
2015		<u>aft of the EMT panel cabinet. Verify the sizes of the antenna bases/cables prior to</u>		<u>0.00</u>
2016		<u>drilling holes in the roof. The antennas will be located as per attached drawings from</u>		<u>0.00</u>
2017		<u>Lexington FD. The siren will be located in the center cab headliner cubby.</u>		<u>0.00</u>
2018		<u>Provide wiring for all communication equipment. This will consist of 40 amp battery,</u>		<u>1,041.40</u>
2019		<u>20 amp ignition and 40 amp ground feed blocks in the following locations: Behind the</u>		<u>0.00</u>
2020		<u>patient compartment action area panel and inside the front cab console.</u>		<u>0.00</u>
2021		<u>The antennas are to line up over a patient compartment light or have an access</u>		<u>0.00</u>
2022		<u>plate (see 2415 for photos).</u>		<u>0.00</u>
2023		<u>Install (2) customer supplied flashlights to the aft end of the cab console. To be</u>		<u>125.52</u>
2024		<u>hardwired.</u>		<u>0.00</u>

**125 VAC ELECTRICAL: STANDARD SPECIFICATIONS**

2027				
2028				
2029				
2030		<b>Location for each 125 VAC duplex receptacle (interior to be lighted; exterior to be weatherproof):</b>		
2031	( 1 )	<u>Below EMT panel (four gang outlet strip #3x732)</u>	" Standard "	N/C
2032	( 1 )	<u>Cabinet H2 ( ALS cabinet section)</u>	" Standard "	N/C
2033	( 1 )	<u>Rear of Cab Console</u>	197.18	197.18
2034	( 1 )	<u>Cabinet J aft end (No USB Ports)</u>	197.18	197.18
2039		<u>GFI circuit breaker <u>box to be located:</u> <u>mounted in GFI box in electrical panel</u></u>		N/C
2040		<u>First GFI circuit breaker to be wired to: <u>the engine block heater</u></u>		N/C
2041		<u>Second GFI circuit breaker wired to: <u>the 125V electrical system</u></u>		N/C

**CUSTOMER NOTES / SPECIAL REQUESTS**

2047				
2048				
2049		<u>There shall be a 2" hole cut into the upper back corner between cabinets "H1" and</u>		<u>62.76</u>
2050		<u>"H2" with a protective edging around the hole to allow for wire passage between the</u>		<u>0.00</u>
2051		<u>cabinets.</u>		<u>0.00</u>

**SHORELINE OPTIONS**

2054				
2055			Wholesale	Extended
2056			Price	Price
2060	( 1 )	* <u>Substitution: Kussmaul Super 20 amp Auto-Eject Shoreline Plug with</u>	280.36	280.36
2061		* <u>waterproof cover and female input adapter (in lieu of "std" Shoreline Plug)</u>		
2069		* <u>Specify color for Auto-Eject spring loaded cover: <u>yellow</u></u>		N/C
2091				
2102	( 1 )	* <u>Shoreline to be mounted :</u>	Price:	0.00

**CUSTOMER NOTES / SPECIAL REQUESTS**

2106				
2107				
2108		<u>The shoreline will be installed on the fixed portion of the diamond plate insert at the</u>		<u>62.76</u>
2109		<u>aft end of the steps. The shoreline cover shall be yellow in color.</u>		<u>0.00</u>
2110		<u>PRE-WIRE WITH A BATTERY POWERED 14GA. POSITIVE AND NEGATIVE AT THE</u>		<u>89.09</u>
2111		<u>FRONT CAB CONSOLE FOR THE CUSTOMER INSTALLED LAPTOP COMPUTER</u>		<u>0.00</u>
2112		<u>MOUNT.</u>		<u>0.00</u>

**125 VAC ELECTRICAL EQUIPMENT: OPTIONS**

2115				
2117				
2118				
2123	( 1 )	DELETION CREDIT: Delete the "standard" on-board battery charger	(317.96)	(317.96)
2125	( 1 )	* 45-amp Battery Conditioner (45 amp DC output)	373.40	373.40
2137		Specify <u>battery conditioner</u> location: <u>L3/2</u>		N/C

2163			
2164		CUSTOMER NOTES / SPECIAL REQUESTS	
2165		Install a Magnum 3000 watt inverter CMW3012H with transfer switch.	889.44
2166		The inverter will only be capable of being powered when ignition is "On".	0.00

**SCENE AND EXTERIOR LIGHTS: STANDARD SPECIFICATIONS**

2176		2 backup lights wired to operate with rear scene / load lights	
2177		Rear license plate bracket shall be <u>recessed</u> on rear of unit with light	62.76
2178		1 set of red rear turn marker lights on each side of module using:	
2179			
2180	( 1 )	L.E.D. 4" round turn marker lights (part # 44350R)	N/C

**WORKLIGHTS / FLOODLIGHTS / SPOTLIGHT: OPTIONS**

2184		The hand-held spotlight will be: <u>recess-mounted on passenger side of front console</u>	
2185			
2186			
2187			
2188	( 1 )	400,000 CP handheld spotlight w/ momentary switch (Standard)	N/C
2189			
2202	( 1 )	* 2 Whelen 900 Super-LED work / scene lights (surface mount with chrome flange) on each side of module (in lieu of halogen lights).	1,069.26
2203			1,069.26
2204		Work / scene light on curbside of module activated by side entry door.	
2217	( 1 )	* DELETE "standard" Whelen 900 rear scene lights.	(186.50)
2218		Note: Scene lights on rear of module will be deleted when rear light bar has scene light option.	(186.50)

**TURN SIGNAL / TAIL LIGHTS: OPTIONS**

**Primary brake, turn signal & backup lighting**

2253		The <u>Primary</u> brake, turn signal, and backup lights on the rear of the module will be:	
2254			
2255			
2256			
2257			
2258			
2259		600 series L.E.D. lights as <u>turn signals</u> set in a triple Horizontal Casting	N/C
2260		600 series L.E.D. lights as <u>brake lights</u> set in a triple Horizontal Casting	N/C
2261		600 series L.E.D. lights as <u>backup lights</u> set in a triple Horizontal Casting	N/C

**EMERGENCY VISUAL WARNING SYSTEM: OPTIONS**

**FRONT LIGHT BARS**

2300			
2301			
2302			
2304	( 1 )	* Mount front light bar on top of cab <u>in lieu of</u> front wall of module	270.74
2305			270.74

Specify positions from left to right (as you face the module).

FRONT LIGHT BAR:	Position	Lens Color	Light Head Color	LED	
				Strobe Halogen	Rotator Flasher
	1	Clear	Red	LED	Flasher
	2	Clear	Red	LED	Flasher
	3	Clear	Red	LED	Flasher
	4	Clear	Red	LED	Flasher
	5	Clear	Clear	LED	Flasher
	6	Clear	Red	LED	Flasher
	7	Clear	Red	LED	Flasher
	8	Clear	Clear	LED	Flasher
	9	Clear	Red	LED	Flasher
	10	Clear	Red	LED	Flasher
	11	Clear	Red	LED	Flasher
	12	Clear	Red	LED	Flasher

Any ICC lights not mounted on light-bar shall be mounted on front wall of module.

Other specifications for front lightbar:

2329			
2330			
2331		<u>A Whelen "Freedom" LED lightbar shall be mounted as far forward as possible on</u>	<u>3,361.08</u>
2332		<u>the cab. There shall be ten red LED lights and two center white (clear) LED lights.</u>	<u>0.00</u>
2333			

2344  
2345  
2346  
2347  
2348  
2349  
2350  
2351  
2352  
2353  
2354  
2355  
2356  
2357  
2358  
2359  
2360  
2361  
2373  
2374  
2375  
2376  
2385  
2387  
2403  
2404  
2405  
2407  
2408  
2409  
2410  
2413  
2414  
2415  
2416  
2417  
2420  
2421  
2444  
2445  
2448  
2449  
2450  
2451  
2452  
2454  
2465  
2466  
2467  
2469  
2470  
2471  
2472  
2474  
2475  
2476  
2477  
2478

**REAR LIGHT BARS**

Advisory notice: With installation of rear light bar, the rear wall emergency warning lights at line # 2505 must be deleted or lowered so they will be seen through the rear door window when door is open.

Specify positions from left to right (as you face the module).

<u>REAR LIGHT BAR:</u>	Position	Lens Color	Light Head Color	LED Strobe Halogen	Rotator Flasher Load
	1	Clear	Red	LED	Flasher
	2	Clear	Red	LED	Flasher
	3	Clear	Red	LED	Flasher
	4	Clear	Clear	LED	Load
	5	Clear	Amber	LED	Flasher
	6	Clear	Clear	LED	Load
	7	Clear	Red	LED	Flasher
	8	Clear	Red	LED	Flasher
	9	Clear	Red	LED	Flasher

Any ICC lights not mounted on light-bar shall be mounted on rear wall of module.

Other specifications for rear lightbar:

The Rear lightbar shall be a 90" Whelen 4500 LED Series. 2,758.34

**GRILL LIGHTS / INTERSECTION LIGHTS**

Grill Lights shall be:

( 705 )	Whelen 700 Red L.E.D. w/o flange	Lens color: <u>clear</u>	
( 405 )	Intersection Lights on the driver's side shall be:	Whelen 400 Red L.E.D. w/o flange	Lens color: <u>clear</u>
( 405 )	Intersection Lights on passenger's side shall be:	Whelen 400 Red L.E.D. w/o flange	Lens color: <u>clear</u>

CUSTOMER NOTES / SPECIAL REQUESTS

AN ADDITIONAL SET OF GRILLE LIGHTS SHALL BE INSTALLED TO HAVE A	263.59
TOTAL OF FOUR LIGHTS (2-UPPER AND 2-LOWER GRILLE). THE LIGHTS ARE	0.00
TO BE RED LED 700 SERIES IN CAST ALUMINUM HOUSINGS WITH CLEAR	0.00
LENSES.	0.00

**OTHER VISUAL WARNING LIGHTS: STANDARD SPECIFICATIONS**

Flashing light installed at the top center of front module wall shall be:

( 1 ) DELETION: No light will be installed at the top center of front module wall. (233.86) (233.86)

Flashing lights in each upper corner of the front module wall (2 total) shall be:

( 901 ) Whelen 900 series Red LED w/ flange N/C

The color of the lens for this light is: clear

Flashing lights in each upper corner of the curbside module wall (2 total) are:

( 901 ) Whelen 900 series Red LED w/ flange N/C

The color of the lens for this light is: clear

Flashing lights in each upper corner of streetside module wall (2 total) are:

( 901 ) Whelen 900 series Red LED w/ flange N/C

The color of the lens for this light is: clear

\* Wheel well lights on each side of module (2 total) shall be:

( 701 ) Whelen 700 series Red LED w/ flange 283.10

The wheel well light lens color is: clear



AutoQuote 18.2

2479		Flashing lights in the <u>upper corners of module rear wall</u> (2 total) shall be:		
2482	( 1 )	DELETION: No lights will be installed in the upper corners of rear module wall.	(405.96)	(405.96)
2483				
2489		* Install a set of flashing lights to operate as emergency warning lights to be		
2490		<u>seen through the rear door windows</u> when doors are open.		
2491	( 902 )	The curbside light shall be: Whelen 900 series Amber LED w/ flange	206.12	206.12
2492	( 902 )	The streetside light shall be: Whelen 900 series Amber LED w/ flange	206.12	206.12
2493		Color of curbside lens shall be: <u>clear</u> Color of streetside lens shall be: <u>clear</u>		
2494				
2501		* Install a set of flashing auxiliary lights to operate as <u>brake lights</u> when NOT in		
2502		emergency mode to be <u>seen through rear door windows</u> when doors are open.		
2503	( 901 )	Whelen 900 series Red LED w/ flange		531.48
2504				
2505		Flashing light installed at the <u>top center of rear module wall</u> shall be:		
2507	( 1 )	DELETION: No light will be installed at the top center of rear module wall.	(144.91)	(144.91)
2508		Color for this lens shall be: <u>clear</u>		
2509				
2515	( 1 )	* DELETION CREDIT: <u>Delete "standard" Whelen AFM-1660 flasher</u>	(183.80)	(183.80)
2516				
2518	( 1 )	The flash pattern for the emergency lights shall be custom programmed as	188.28	188.28
2519		specified by the Customer <u>in lieu of</u> the standard flash pattern specified by KKK.		
2520				
2521		<u>CUSTOMER NOTES / SPECIAL REQUESTS</u>		
2523		<u>The wheel well lights will be wired to the Auxiliary light circuit.</u>		0.00
2525		<u>NOTE: ALL EMERGENCY LIGHTS ARE TO HAVE CLEAR LENSES.</u>		0.00
2526		<u>NOTE: ALL EMERGENCY LIGHTS SHALL BE PROGRAMMED FOR DOUBLE FAST</u>		0.00
2527		<u>FLASH.</u>		0.00
2528				
2529		<b>MISCELLANEOUS WARNING LIGHTS: OPTIONS</b>		
2530				
2531		<b>WHELEN FLASHERS AND STROBE POWER SUPPLIES</b>		
2533	( 2 )	* Flasher, UFM-8, 60 Watts (8 outlets) for: <u>Emergency lights</u>	215.18	430.36
2534				
2535		<b>HEADLIGHT FLASHERS</b>		
2536				
2537	( 1 )	* ETM RoadRunner (Two-outlet Flasher) Location: <u>headlights</u>	213.20	213.20
2541				
2542		<u>CUSTOMER NOTES / SPECIAL REQUESTS</u>		
2543		<u>ALL CORNER BOX LIGHTS SHALL FLASH ALTERNATELY OF THE OPPOSITE</u>		0.00
2544		<u>CORNER EMERGENCY LIGHTS. THE GRILLE LIGHTS SHALL FLASH IN AN "X"</u>		0.00
2545		<u>PATTERN.</u>		0.00
2551				
2553		<b>EMERGENCY AUDIBLE WARNING SYSTEM: OPTIONS</b>		
2554				
2556		Siren tones to be programmed in "default" mode.		
2558	( 1 )	* DELETION CREDIT: Delete the Whelen hands free electronic siren	(395.91)	(395.91)
2559	( 1 )	* Whelen 295HFSC9 Self-contained 200-watt dual amplifier w/ removable mic	510.27	510.27
2560				
2578				
2579		<b>Speaker Options</b>		
2580				
2591	( 1 )	Two through-the-bumper speakers ("standard" for M2 Freightliner)		N/C
2611				
2613		<b>OXYGEN AND SUCTION SYSTEMS: STANDARD SPECIFICATIONS</b>		N/C
2614				
2615		Oxygen system plumbing with cylinder wrench chained in oxygen compartment		
2616				
2617		<b>Tank Brackets: Options</b>		

AutoQuote 18.2

2618				
2619	( 1 )	* Oxygen tank(s) shall be located in compartment L4 (Streetside Forward)		N/C
2622				
2629	( 1 )	* SUBSTITUTE: Zico "Quic-Release" (electric lift) system <u>in lieu of</u> "MultiVersal"	3,164.77	3,164.77
2630		* Specify cylinder size for "Quic-Release" system: <u>M</u>		
2634		1 oxygen regulator, 50 PSI		N/C
2637				
2638		<b>Oxygen Systems: Options</b>		
2653		Ohio-Diamond type oxygen outlets. Select one of the following:		
2655	( 1 )	* 1 located at EMT panel, 1 at curbside, 1 in ceiling at head of primary patient	114.63	114.63
2682				
2701				
2702		<b>Vacuum System: Options</b>		
2703				
2704		Sscor suction <u>system</u> with 1 canister and lid, on-off power switch, 5-foot exhaust hose,		
2705		vacuum gauge and internal regulator (no vacuum outlet needed) - to be installed...		
2707	( 1 )	... recessed below the action area countertop at the head of the patient	439.32	439.32
2708		cot on the streetside wall.		
2725				
2728				
2729		<b>CUSTOMER NOTES / SPECIAL REQUESTS</b>		
2730		<u>FABRICATE A CYLINDER STORAGE MODE OF 2" X 2" ANGLE WELDED TO THE</u>		336.16
2731		<u>FLOOR OF THE SQUAD BENCH AND THEN COATED WITH BEDLINER MATERIAL.</u>		0.00
2732		<u>THERE SHALL BE A MINIMUM OF TWO STRAPS INSTALLED TO HOLD DOWN</u>		0.00
2733		<u>THE TANKS.</u>		0.00
2734		Cylinder storage is to be vented (see Unit 2402 for photos).		0.00
2735		Ref. Line #2655: The O2 outlet in the ceiling will be located <b>at the</b> primary patient's		0.00
2736		<b>torso.</b>		0.00
2739				
2741		<b>HVAC SYSTEMS: STANDARD SPECIFICATIONS</b>		N/C
2742				
2743		12 VDC multi-speed exhaust fan at rear of module		
2744		1 static air intake at front curbside of module		
2745		Floor-level return air plenum with replaceable filter for A/C-heat unit		
2746				
2747		<b>HVAC SYSTEMS: OPTIONS</b>		
2748				
2817		<b>EHD Medium-Duty Chassis</b>		
2818		<u>NOTE:</u> Is the Medium-Duty Chassis to be ordered with an		
2819		OEM auxiliary engine mounted 12 VDC compressor? <u>No</u>		
2820		If "Yes", then the following options are <u>in addition to</u> the auxiliary OEM chassis compressor.		
2822		<u>12 Volt HVAC systems:</u>		
2823	( 1 )	Heavy duty combination heater / air conditioner system w / digital		N/C
2824		electronic thermostat with digital temperature display.		
2827	( 1 )	* External A/C condenser mounted on <u>front</u> of module & paint color of module	556.11	556.11
2861				
2863		<b>FIRE EXTINGUISHER: OPTIONS</b>		
2864				
2865	( 2 )	5# ABC fire extinguishers		N/C
2867		* Extinguisher mounting instructions: <u>Install at customer inspection</u>		
2869				
2871		<b>LOOSE EQUIPMENT to be provided by Excellance</b>		
2872				Price:
2873		Magnum 3000 watt inverter CMW3012H without transfer switch.		<u>514.25</u>
2933				
2934		<b>CUSTOMER SUPPLIED PARTS</b>		
2935				
2936		It is Excellance policy for all parts to be supplied by Excellance. The reasons for this policy		

2937 are to allow Excellence: (1) to better engineer and manufacture the vehicle by obtaining the  
2938 parts in advance, (2) provide better control over tracking the delivery of all parts and getting the  
2939 part to the correct vehicle for which it is intended, and (3) it allows Excellence to better adhere to  
2940 its production schedule. Disruptions in our production schedule are very costly and wasteful in  
2941 terms of labor. Therefore, exceptions to this policy will result in a charge of \$250.00 *per part*  
2942 supplied by any dealer or customer PLUS the appropriate labor charge for installing any such part.  
2943 Note: Excellence does not warrant the installation of customer supplied parts installed by Excellence!  
2944 Excellence waives the \$250 "parts charge" for two-way radio equipment, radio antenna, and cots.  
2945

2946 **FACTORY PAID TRANSPORTATION: OPTIONS**

2947 It is Excellence's preference for the customer to make their own transportation arrangements.  
2948 However, Excellence appreciates the "budgeting" requirements of some organizations and  
2949 will be delighted to assist the customer with their transportation needs. Excellence has over  
2950 25 highly customized vehicles in various stages of production at all times. Unfortunately, there  
2951 are too many variables affecting the flow of production to allow Excellence to obtain the least expensive  
2952 air fare with a "30-day advance purchase". This, combined with the impossibility of forecasting  
2953 the future cost of airline tickets today, results in what may seem like an unusually expensive  
2954 quote for airline tickets. Be assured Excellence will gladly refund any savings that may result  
2955 from lower air fares. The transportation costs will be divided by the number of units ordered.  
2956 However, the customer is responsible for paying the difference if  
2957 fewer units are ordered than what is specified at line 232  
2958  
2982

2983	<u>A travel allowance has been allotted to cover four Lexington Fire/EMS personnel.</u>	<u>1,600.00</u>
2984	<u>The allowance shall provide for lodging, food and travel as per Customer Bid</u>	<u>0.00</u>
2985	<u>Specifications page 4. All expenses will be documented on a spreadsheet</u>	<u>0.00</u>
2986	<u>Excellence shall deliver the completed ambulance to Lexington Fire.</u>	<u>950.00</u>

2989 **Payment Terms:**

2990  
2991 **Payment to be Cash Upon Delivery F.O.B. Excellence, Madison, Alabama.**  
2992

2993 **PERFORMANCE BOND**

2994  
2995 The cost for providing a performance bond is \$11 per \$1,000 on the total price of the unit.  
2996 ( 1 ) Enter the number "1" here if Purchaser requires Excellence to provide a 2,718.93  
2997 performance bond for this order.  
2998 NOTE: IT IS UNDERSTOOD THAT ANY PERFORMANCE BOND IS EXPRESSLY  
2999 SUBJECT TO THE TIMELY RECEIPT OF ANY AND ALL CUSTOMER SUPPLIED PARTS  
3000 AND ALL OTHER TERMS AND PROVISIONS OF THIS ORDER. FAILURE TO PROVIDE  
3001 ANY DOCUMENTATION AND/OR PART(S) TO EXCELLANCE IN A TIMELY MANNER SHALL  
3002 NOT BE GROUNDS FOR FAILURE TO PERFORM PURSUANT TO ANY PERFORMANCE BOND.  
3003

3004 **CHECKLIST**

3005 Send invoices to:  
3006 Lexington Fayette Urban County Government  
3007  
3008 200 East Main Street, Lexington, KY 40507  
3011

3012 Specify to whom the MSO is to be assigned:  
3013 Lexington Fayette Urban County Government

3015 The vehicle will be ready for delivery with electrical diagrams, cleaned, inspected, fuel tanks full,  
3016 vehicle serviced, certified weight ticket, and copies of all warranties and owners manuals.  
3017

3018 **ADDITIONAL TERMS AND CONDITIONS FOR THIS CONTRACT**

3019  
3020 The effective date of this contract is the day this order is accepted by Excellence as  
3021 evidenced by the date this contract is executed by an officer of Excellence.

3022  
3023 Construction will begin only after all questions have been resolved. Once the unit is in production,  
3024 each change will result in an engineering fee of \$250 in addition to the price for the change.  
3025  
3026 Failure to select an option on this order form will result in: (i) no charge to the Customer,  
3027 (ii) no obligation by Excellance for that item, and (iii) the possibility, at Excellance's sole election,  
3028 of a \$250 charge for each change or addition that occurs after production begins on a vehicle.  
3029  
3030 Review this order carefully. Changes, alterations or additional work ordered shall be charged  
3031 for at current rates with additional time being allowed Excellance for delivery.  
3032  
3033 Price is exclusive of taxes, licenses, etc. which shall be the responsibility of Customer.  
3034 All delivery dates are approximate unless otherwise indicated and are subject to and dependent  
3035 upon the Customer furnishing all required information to Excellance in a timely manner.  
3036  
3037 Excellance shall not be liable for failure to deliver or delay in delivering any Product(s) covered  
3038 by this order where such failure or delay is due, in whole or in part, to any cause beyond the  
3039 reasonable control, or is without the gross negligence or intentional misconduct, of Excellance.  
3040  
3041 Fulfillment of this order by Excellance shall be contingent upon strikes, lock-outs, fires,  
3042 accidents, Government regulations, inability to secure materials or other causes beyond  
3043 Excellance's control. Excellance may substitute comparable parts if the specified part is not available.  
3044 If colors are not specified, Excellance retains the right to assign colors based upon availability.  
3045  
3046 In the event Customer cancels this order prior to Excellance beginning production on the unit(s) covered  
3047 hereunder, then Excellance shall be entitled to receive from Customer the greater of (a) 20% of the  
3048 contract price, or (b) all deposits paid by Customer hereunder. In the event Customer cancels this  
3049 order after Excellance begins production on the unit(s) covered hereunder, then Excellance shall  
3050 be entitled to receive from Customer the full contract price less the amount of money saved by  
3051 Excellance by reason of the cancellation (e.g., actual costs incurred) plus 20% of the contract price.  
3052  
3053 Any warranties on the products sold hereunder are those made by the manufacturer of said products.  
3054 Excellance, as the seller of such products, expressly disclaims all warranties, either expressed or  
3055 implied, including any implied warranty of merchantability or fitness for a particular purpose, and  
3056 neither assumes nor authorizes any other person to assume for it any liability in connection with  
3057 the sale of such products.  
3058  
3059 In the event there is a "trade-in" unit that Excellance agreed to take "in trade" as partial consideration of  
3060 the purchase price hereunder, Excellance shall be under no obligation to tender the MSO/title for the new  
3061 unit to the Customer until Excellance (a) receives the MSO/title for the unit to be "traded in", and (b) has  
3062 possession of the unit "traded in".  
3063  
3064 Customer agrees that in the event of any Action brought by Customer against Excellance, Purchaser  
3065 shall not be entitled to recover any incidental or consequential damages as defined in the Uniform  
3066 Commercial Code, including but not limited to indirect or special damages, loss of income or  
3067 anticipated profits, or down-time, or any punitive damages.  
3068  
3069 This contract contains the entire understanding between the parties, supersedes any previous agreement or  
3070 understanding, and any changes to this contract must be in writing and signed by Customer and Excellance.  
3071  
3072 No waiver of any term of this order shall be valid unless it is in writing and signed by an officer of  
3073 Excellance. If any provision or part of any provision of this order shall be deemed to violate any applicable  
3074 law or regulation, such invalid provision or part of a provision shall be inapplicable, BUT the remaining  
3075 part of that provision and the remainder of this document shall continue to be binding and enforceable.  
3076  
3077 Arbitration provision: The laws of the state of Alabama, as applicable to contracts to be  
3078 performed entirely within that state, shall govern this agreement. Any controversy or claim  
3079 arising out of or relating to this agreement, or the breach thereof, shall be settled by binding

AutoQuote 18.2

3080

arbitration in accordance with the rules of the American Arbitration Association and any judgment

3081

on the award rendered by the arbitrator may be entered in any court having jurisdiction thereof.

**REMOUNT PROGRAM VERSUS REPLACEMENT**

Analysis assumptions:

4 Remount Excellence modules every "x" years (e.g., how often "generic" ambulances are replaced)  
 \$ 85,000 Current cost to "remount" without chassis (Increase the cost 150% for non-Excellance units)  
 \$ 5,000 Current chassis trade-in value (e.g., value of old chassis when ambulance is remounted)  
 \$ 230,000 Current cost per new "generic" ambulance (chassis included)  
 \$ 7,000 Current trade-in value for the old "generic" ambulance when it is replaced  
 2.5% Rate of inflation / Cost-of-living / price increase per year

**EXCELLANCE UNITS**

Year	New Units	New Excellence unit without chassis	Estimated Chassis Cost	Total Initial cost per unit	Total initial cost for all Excellence units	Total initial cost for all "Generic" units
Year No. 0	13	\$ 179,333	\$ 70,544	\$ 249,877	\$3,248,402	\$ 230,000

**REMOUNT OF EXCELLANCE UNITS**

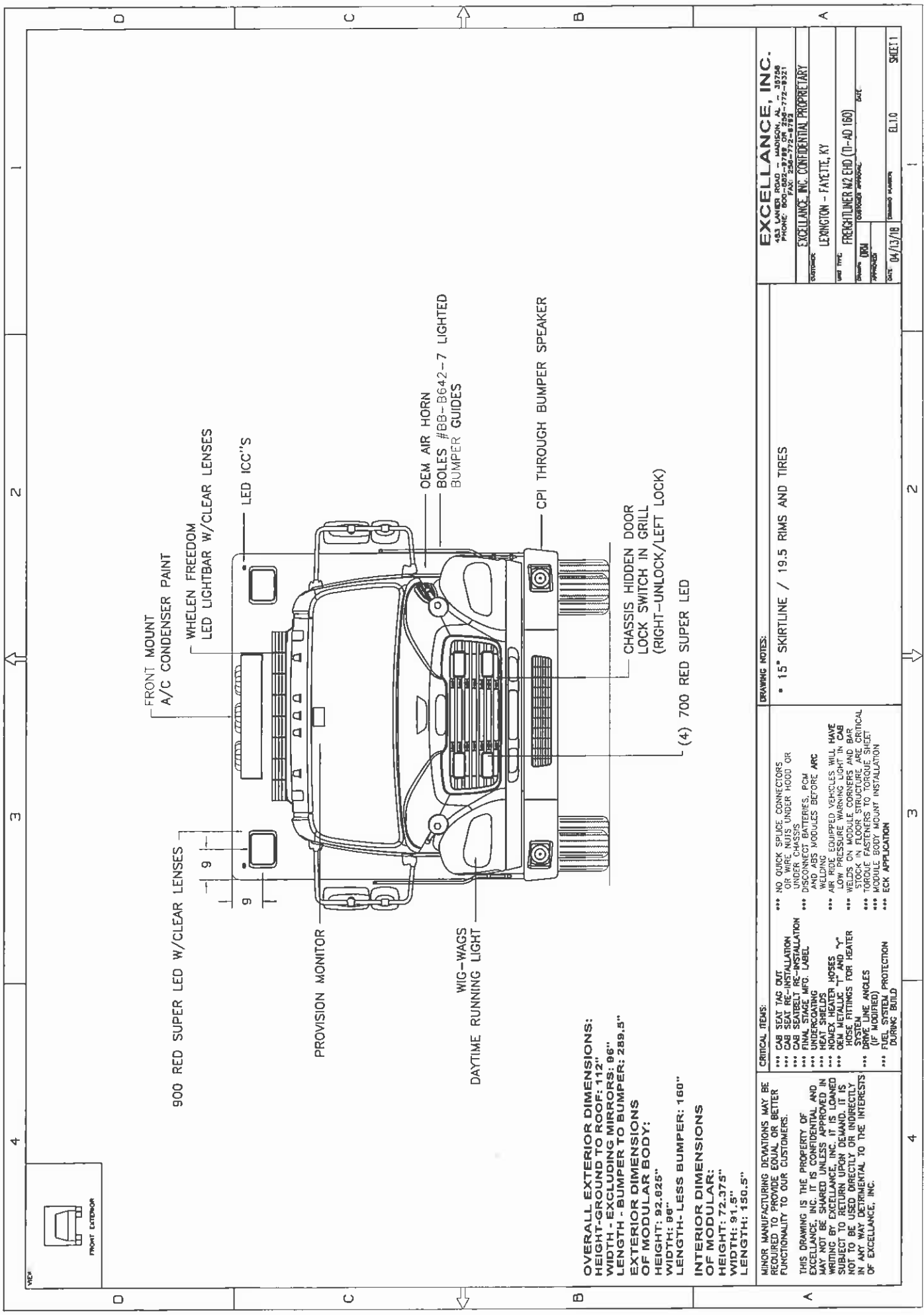
Year	# of remounts	Remount cost w/o chassis per unit	Estimated cost per new chassis	Chassis trade-in per unit	Total cost per unit	Total cost to remount all units	Cost per new unit	Trade-in per unit	Net cost per new unit	Total cost for all new units
2022	13	\$ 93,500	\$ 77,598	\$ 5,500	\$ 165,598	\$ 2,152,779	\$ 253,000	\$ 7,700	\$ 245,300	\$ 3,188,900
2026	13	\$ 102,000	\$ 84,653	\$ 6,000	\$ 180,653	\$ 2,348,486	\$ 276,000	\$ 8,400	\$ 267,600	\$ 3,478,800
2030	13	\$ 110,500	\$ 91,707	\$ 6,500	\$ 195,707	\$ 2,544,194	\$ 299,000	\$ 9,100	\$ 289,900	\$ 3,768,700
2034	13	\$ 119,000	\$ 98,762	\$ 7,000	\$ 210,762	\$ 2,739,901	\$ 322,000	\$ 9,800	\$ 312,200	\$ 4,058,600

		Sub-total for initial investment:	\$ 3,248,402
		Sub-total for subsequent years:	\$ 9,785,360
		Grand total for all years:	\$ 13,033,762

		Sub-total for initial investment:	\$ 2,990,000
		Sub-total for subsequent years:	\$ 14,495,000
		Grand total for all years:	\$ 17,485,000

**Difference / savings: \$ 4,451,238**

REMOUNT PROGRAM VERSUS REPLACEMENT									
Analysis assumptions:									
5	Remount Excellence modules every "x" years (e.g., how often "generic" ambulances are replaced)								
\$ 85,000	Current cost to "remount" without chassis (Increase the cost 150% for non-Excellance units)								
\$ 5,000	Current chassis trade-in value (e.g., value of old chassis when ambulance is remounted)								
\$ 230,000	Current cost per new "generic" ambulance (chassis included)								
\$ 7,000	Current trade-in value for the old "generic" ambulance when it is replaced								
2.5%	Rate of inflation / Cost-of-living / price increase per year								
EXCELLANCE UNITS									
Total initial cost for all Excellence units									
Year	New Excellence unit without chassis	Estimated Chassis Cost	Total initial cost per unit	Total initial Excellence units	Total initial cost for all "Generic" units				
(Date)									
2018	13	\$ 70,544	\$ 249,877	\$3,248,402	\$ 230,000	\$ 2,990,000			
REMOUNT OF EXCELLANCE UNITS									
Total cost to remount all units									
# of remounts	Remount cost w/o chassis per unit	Estimated cost per new chassis	Chassis trade-in per unit	Total cost per unit	Total cost to remount all units	Cost per new unit	Trade-in per unit	Net cost per new unit	Total cost for all new units
13	\$ 95,625	\$ 79,362	\$ 5,625	\$ 169,362	\$ 2,201,706	\$ 258,750	\$ 7,875	\$ 250,875	\$ 3,261,375
13	\$ 106,250	\$ 88,180	\$ 6,250	\$ 188,180	\$ 2,446,340	\$ 287,500	\$ 8,750	\$ 278,750	\$ 3,623,750
13	\$ 116,875	\$ 96,998	\$ 6,875	\$ 206,998	\$ 2,690,974	\$ 316,250	\$ 9,625	\$ 306,625	\$ 3,986,125
13	\$ 127,500	\$ 105,816	\$ 7,500	\$ 225,816	\$ 2,935,608	\$ 345,000	\$ 10,500	\$ 334,500	\$ 4,348,500
NEW REPLACEMENTS WITH "GENERIC" AMBULANCE									
Sub-total for initial investment: \$ 3,248,402									
Sub-total for subsequent years: \$ 10,274,628									
Grand total for all years: \$ 13,523,030									
Sub-total for initial investment: \$ 2,990,000									
Sub-total for subsequent years: \$ 15,219,750									
Grand total for all years: \$ 18,209,750									
Difference / savings: \$ 4,686,720									



**OVERALL EXTERIOR DIMENSIONS:**  
 HEIGHT-GROUND TO ROOF: 112"  
 WIDTH - EXCLUDING MIRRORS: 96"  
 LENGTH - BUMPER TO BUMPER: 289.5"  
**EXTERIOR DIMENSIONS OF MODULAR BODY:**  
 HEIGHT: 92.825"  
 WIDTH: 96"  
 LENGTH- LESS BUMPER: 160"  
**INTERIOR DIMENSIONS OF MODULAR:**  
 HEIGHT: 72.375"  
 WIDTH: 91.5"  
 LENGTH: 150.5"

MINOR MANUFACTURING DEVIATIONS MAY BE REQUIRED TO PROVIDE EQUAL OR BETTER FUNCTIONALITY TO OUR CUSTOMERS.

THIS DRAWING IS THE PROPERTY OF EXCELLENCE, INC. IT IS CONFIDENTIAL AND MAY NOT BE SHARED UNLESS APPROVED IN WRITING BY EXCELLENCE, INC. IT IS LOANED SUBJECT TO RETURN UPON DEMAND. IT IS NOT TO BE USED DIRECTLY OR INDIRECTLY IN ANY WAY DETRIMENTAL TO THE INTERESTS OF EXCELLENCE, INC.

**CRITICAL ITEMS:**

- \*\*\* CAB SEAT TAG OUT
- \*\*\* CAB SEAT RE-INSTALLATION
- \*\*\* CAB SEATBELT RE-INSTALLATION
- \*\*\* UNDERCARRIAGE MFG. LABEL
- \*\*\* UNDERCARRIAGE WELDING
- \*\*\* HEAT SHIELDS
- \*\*\* NONEX HEATER HOSES
- \*\*\* OEM METALLIC T AND HOSE FITTINGS FOR HEATER
- \*\*\* DRIP LINE ANGLES (IF MODIFIED)
- \*\*\* FUEL SYSTEM PROTECTION DURING BUILD

**CRITICAL ITEMS:**

- \*\*\* NO QUICK SPLICE CONNECTORS OR WIRE NUTS UNDER HOOD OR UNDER CHASSIS
- \*\*\* DASH AND BATTERIES, PCM WAGERS MODULES BEFORE ARC WELDING
- \*\*\* AIR RIDE EQUIPPED VEHICLES WILL HAVE LOW PRESSURE WARNING LIGHT IN CAB
- \*\*\* WELDS ON MODULE CORNERS AND BAR DOORS TO BE STITCH WELDED
- \*\*\* TOOK FASTENERS TO CIRCLE 5
- \*\*\* MODULE BODY MOUNT INSTALLATION
- \*\*\* ECK APPLICATION

**DRAWING NOTES:**

- 15" SKIRTLINE / 19.5 RIMS AND TIRES

**EXCELLENCE, INC.**  
 483 LANIER ROAD - MADISON, AL 35728  
 PHONE: 800-451-7777 FAX: 256-772-8778

**EXCELLENCE, INC. CONFIDENTIAL PROPRIETARY**

CUSTOMER: LEANINGTON - FAYETTE, KY

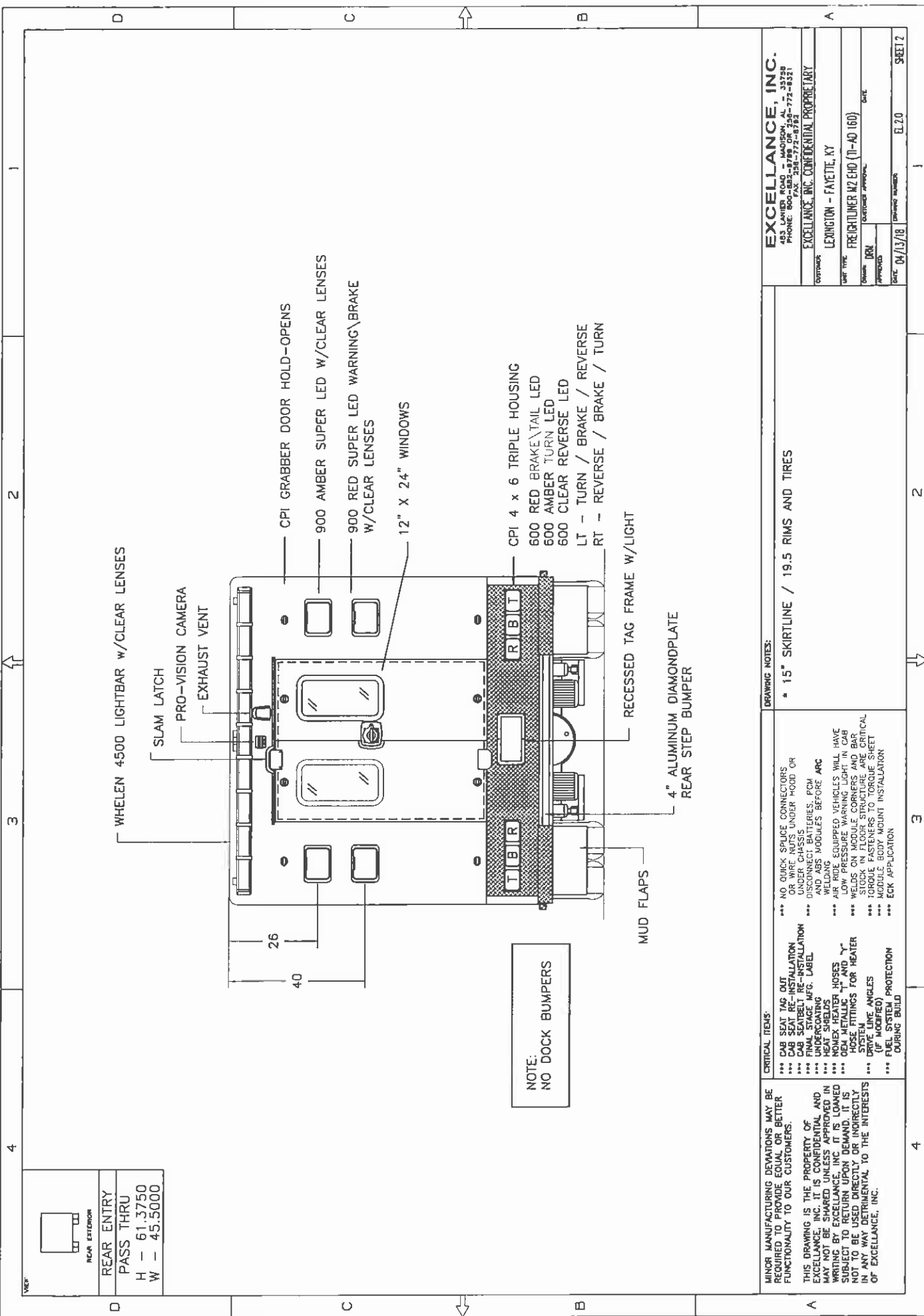
VEHICLE TYPE: FREIGHTLINER M2 END (11-AD 160)

DRAWN: JRM DATE: 04/13/18

APPROVED: DATE: 04/13/18

ISSUED NUMBER: EL10 SHEET 1





VIEW	
REAR ENTRY	REAR EXTERIOR
PASS THRU	
H -	61.3750
W -	45.5000

<b>EXCELLENCE, INC.</b>	
483 LAYERS ROAD - MADISON, AL - 35759	
PHONE: 800-441-7777 FAX: 205-972-6851	
EXCELLENCE, INC. CONFIDENTIAL PROPRIETARY	
LEONINGTON - FAYETTE, KY	
DATE TYPE	PRELIMINARY M2 END (11-AD 160)
DESIGNER	DRM
APPROVED	DATE
DATE	04/13/18
DRAWING NUMBER	EL20
SHEET 2	

**DRAWING NOTES:**

- \* 15" SKIRTLINE / 19.5 RIMS AND TIRES

**CRITICAL ITEMS:**

- \*\*\* CAB SEAT TAG OUT
- \*\*\* CAB SEAT RE-INSTALLATION
- \*\*\* CAB SEATBELT RE-INSTALLATION
- \*\*\* UNDERCARRIAGE
- \*\*\* HEAT SHIELDS
- \*\*\* NOMEX HEATER HOSES
- \*\*\* OEN METALLIC T AND Y HOSE FITTINGS FOR HEATER
- \*\*\* DRIVE LINE ANGLES (IF MODIFIED)
- \*\*\* FUEL SYSTEM PROTECTION DURING BUILD

**MINOR MANUFACTURING DEVIATIONS MAY BE REQUIRED TO PROVIDE EQUAL OR BETTER FUNCTIONALITY TO OUR CUSTOMERS.**

THIS DRAWING IS THE PROPERTY OF EXCELLENCE, INC. IT IS CONFIDENTIAL AND MAY NOT BE SHARED UNLESS APPROVED IN WRITING BY EXCELLENCE, INC. IT IS LOANED SUBJECT TO RETURN UPON DEMAND. IT IS NOT TO BE USED DIRECTLY OR INDIRECTLY IN ANY WAY DETRIMENTAL TO THE INTERESTS OF EXCELLENCE, INC.

- \*\*\* NO QUICK SPLICE CONNECTORS OR WIRE NUTS UNDER HOOD OR UNDER CHASSIS
- \*\*\* ALL ELECTRICAL TIES, ROM AND ABS MODULES BEFORE ARC WELDING
- \*\*\* AIR RIDE EQUIPPED VEHICLES WILL HAVE LOW PRESSURE WARNING LIGHT IN CAB
- \*\*\* WELDS ON MODULE CORNERS AND BAR HOLES TO BE MADE TO TORQUE SHEET
- \*\*\* TORQUE FASTENERS TO TORQUE SHEET
- \*\*\* MODULE BODY MOUNT INSTALLATION
- \*\*\* ECK APPLICATION



FIRE EXTINGUISHER MOUNTED IN BACK CORNER OF L4

A/C CONDENSER

MOUNT LIGHTBAR AS FAR FORWARD AS POSSIBLE

400 RED SUPER LED W/CLEAR LENSES

EXT. ELECTRICAL CABINET

SUCTION CONTAINER AREA

(2) INTERIOR DRAWERS

DRAWER ANGLED 45°

700 RED SUPER LED W/CLEAR LENSES

LED

AL DIAMOND PLATE RUBRAIL

ELECTRIC O2 LIFT

PLYMOVENT MAGNETIC COLLAR

ON-SPOT SNOW CHAINS

RUBBER FENDERETTES

(3) SCBA BRACKETS ON BACK WALL

SCBA

L1

20 AMP AUTO-EJECT SHORELINE YELLOW COVER

HUB & LUG COVERS

OEM STEPS w/DIAMONDPLATE INSERTS IN BETWEEN STEPS

FUEL TANK

OEM STEP

900 RED SUPER LED W/CLEAR LENSES

900 LED SCENE LIGHT

160

35

16 (TYP)

109 1/2

37

L2

L3/1

3/2

94

97

163

2

2

3

3

4

4

VIEW

FRONT SIDE EXTERIOR

L1

H - 42.8750

W - 37.7500

D - 22.7500

PASS THRU

H - 42.0000

W - 34.5000

L2

H - 8.8750

W - 44.7500

D - 22.7500

PASS THRU

H - 8.0000

W - 43.0000

L3/1

H - 44.6250

W - 30.3750

D - 5.0000

PASS THRU

H - 33.1250

W - 30.0000

L3/2

H - 39.8750

W - 44.7500

D - 22.7500

PASS THRU

H - 39.0000

W - 42.7500

L4

H - 86.8750

W - 19.1250

D - 22.7500

PASS THRU

H - 75.0000

W - 18.1250

MINOR MANUFACTURING DEVIATIONS MAY BE REQUIRED TO PROVIDE EQUAL OR BETTER FUNCTIONALITY TO OUR CUSTOMERS.

THIS DRAWING IS THE PROPERTY OF EXCELLENCE, INC. IT IS CONFIDENTIAL AND MAY NOT BE SHARED UNLESS APPROVED IN WRITING BY EXCELLENCE, INC. IT IS LOANED SUBJECT TO RETURN UPON DEMAND. IT IS NOT TO BE USED DIRECTLY OR INDIRECTLY IN ANY MANNER DETRIMENTAL TO THE INTERESTS OF EXCELLENCE, INC.

**CRITICAL ITEMS**

- \*\*\* CAB SEAT TAG OUT
- \*\*\* CAB SEAT RE-INSTALLATION
- \*\*\* CHASSIS WELDING RE-INSTALLATION
- \*\*\* CHASSIS STABILIZER LABEL
- \*\*\* UNDERCOATING
- \*\*\* HEAT SHIELDS
- \*\*\* FUEL FILLER LOCATION
- \*\*\* WHEEL COVER INSTALLATION (IF REQUIRED)
- \*\*\* FIVE LINE ANGLES
- \*\*\* FUEL SYSTEM PROTECTION DURING BUILD

**DISCONNECT BATTERIES, PCM AND ABS MODULES BEFORE ARC WELDS ON MODULAR CORNERS AND BAR STOCK IN FLOOR STRUCTURE ARE CRITICAL TORQUE FASTENERS TO TORQUE SHEET \*\*\* ECK APPLICATION**

**DRAWING NOTES:**

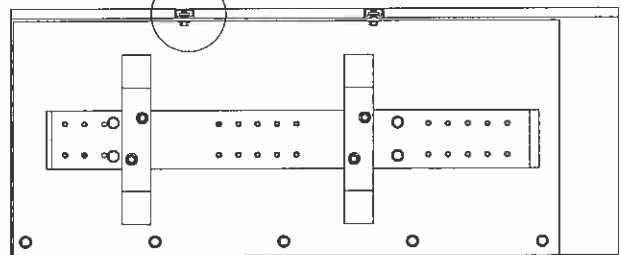
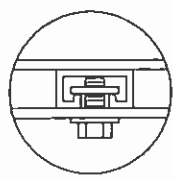
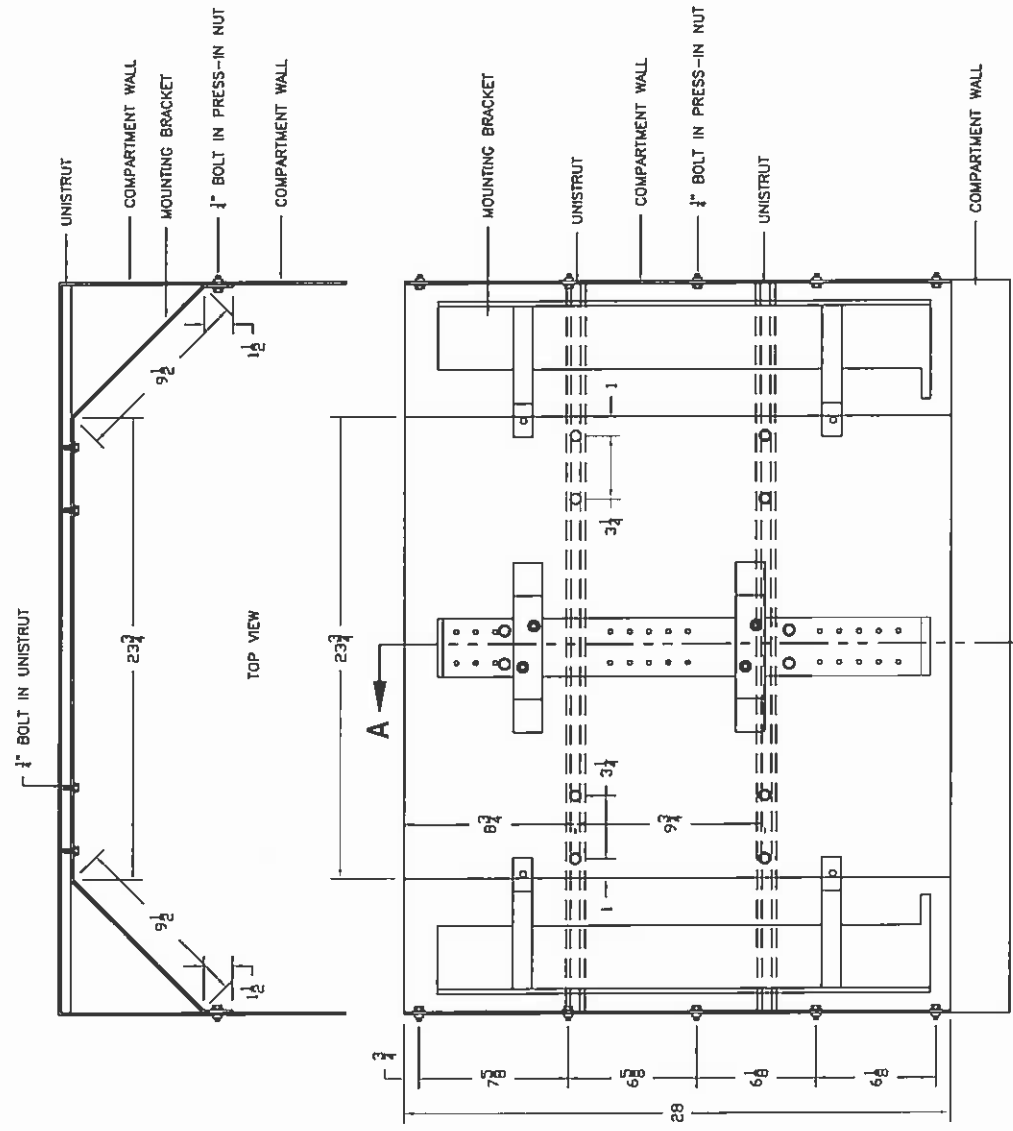
- \* TURTLE TILE IN ALL COMPARTMENTS W/EDGING ON FLOORS.
- \* L2 DRAWER MOUNTED ON 100% EXTENSION GRANT SLIDES.
- \* L1 DOORS TO HAVE GAS SHOCKS & OPEN 135°.
- \* ALL EMERGENCY LIGHTS TO HAVE CLEAR LENSES & BE PROGRAMMED FOR DOUBLE FAST FLASH.
- \* ALL SHELVES TO HAVE UPWARD LIP FACING DOOR.
- \* PLYMOVENT CONVERSION KIT INSTALLED ON EXHAUST.

**EXCELLENCE, INC.**

400 W. 10TH ST. SUITE 100  
 FRENCH CREEK, MO 64501  
 PHONE: 417-722-7722 FAX: 417-722-7722  
 EXCELLENCE, INC. CONFIDENTIAL PROPRIETARY

LEWISTON - FAUETTE, KY  
 FRENCH CREEK MO (71-40 160)  
 DATE: 04/13/18  
 SHEET: 3

REV.	DATE	REV.	DESCRIPTION	DESIGNED BY



SECTION A-A

**EXCELLENCE, INC.**  
 443 LINDER ROAD - MADISON, AL 35298  
 PHONE 800-451-7777 FAX 256-772-8782

**EXCELLENCE, INC. CONFIDENTIAL PROPRIETARY**

LEWINGTON - FAYETTE, KY

UNIT TYPE: SCBA BRACKET MOUNTING

DATE: 04/15/18

DESIGNED BY: JLB

CHECKED BY: [Signature]

DRAWING NUMBER: EL33

SHEET 31

**DRAWING NOTES:**

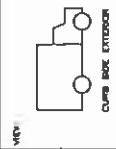
\* L1 - SCBA STORAGE

\* TO BE VERIFIED BY PEI PERSONNEL




**CRITICAL ITEMS:**

MINOR MANUFACTURING DEVIATIONS MAY BE REQUIRED TO PROVIDE EQUAL OR BETTER FUNCTIONALITY TO OUR CUSTOMERS.

THIS DRAWING IS THE PROPERTY OF EXCELLENCE, INC. IT IS CONFIDENTIAL AND MAY NOT BE SHARED UNLESS APPROVED IN WRITING BY EXCELLENCE, INC. IT IS LOANED SUBJECT TO RETURN UPON DEMAND. IT IS NOT TO BE USED DIRECTLY OR INDIRECTLY IN ANY WAY DETRIMENTAL TO THE INTERESTS OF EXCELLENCE, INC.



R1	
H	86.8750
W	14.2500
D	22.7500
PASS THRU	
H	75.0000
W	10.0000
R2	
H	18.8750
W	23.2500
D	22.7500
PASS THRU	
H	18.0000
W	24.7500
R3	
H	N/A
W	N/A
D	N/A
PASS THRU	
H	75.0000
W	30.0000
R4	
H	48.0000
W	21.5000
D	34.5000
PASS THRU	
H	46.7500
W	18.1250



MINOR MANUFACTURING DEVIATIONS MAY BE REQUIRED TO PROVIDE EQUAL OR BETTER FUNCTIONALITY TO OUR CUSTOMERS.

THIS DRAWING IS THE PROPERTY OF EXCELLENCE, INC. IT IS CONFIDENTIAL AND MAY NOT BE SHARED UNLESS APPROVED IN WRITING BY EXCELLENCE, INC. IT IS LOANED SUBJECT TO RETURN UPON DEMAND. IT IS NOT TO BE USED DIRECTLY OR INDIRECTLY FOR ANY PURPOSES UNRELATED TO THE INTERESTS OF EXCELLENCE, INC.

**CRITICAL ITEMS:**

- \*\*\* CAB SEAT TIE OUT INSTALLATION
- \*\*\* CAB SEATBELT RE-INSTALLATION
- \*\*\* FINAL STAGE W/G LABEL
- \*\*\* UNDERCOATING
- \*\*\* TORQUE FASTENERS TO TORQUE SHEET
- \*\*\* MODULE BODY MOUNT INSTALLATION
- \*\*\* WHEEL COVER INSTALLATION
- \*\*\* DRIVE SHAFT AXLES (IF APPLICABLE)
- \*\*\* FUEL SYSTEM PROTECTION DURING BUILD

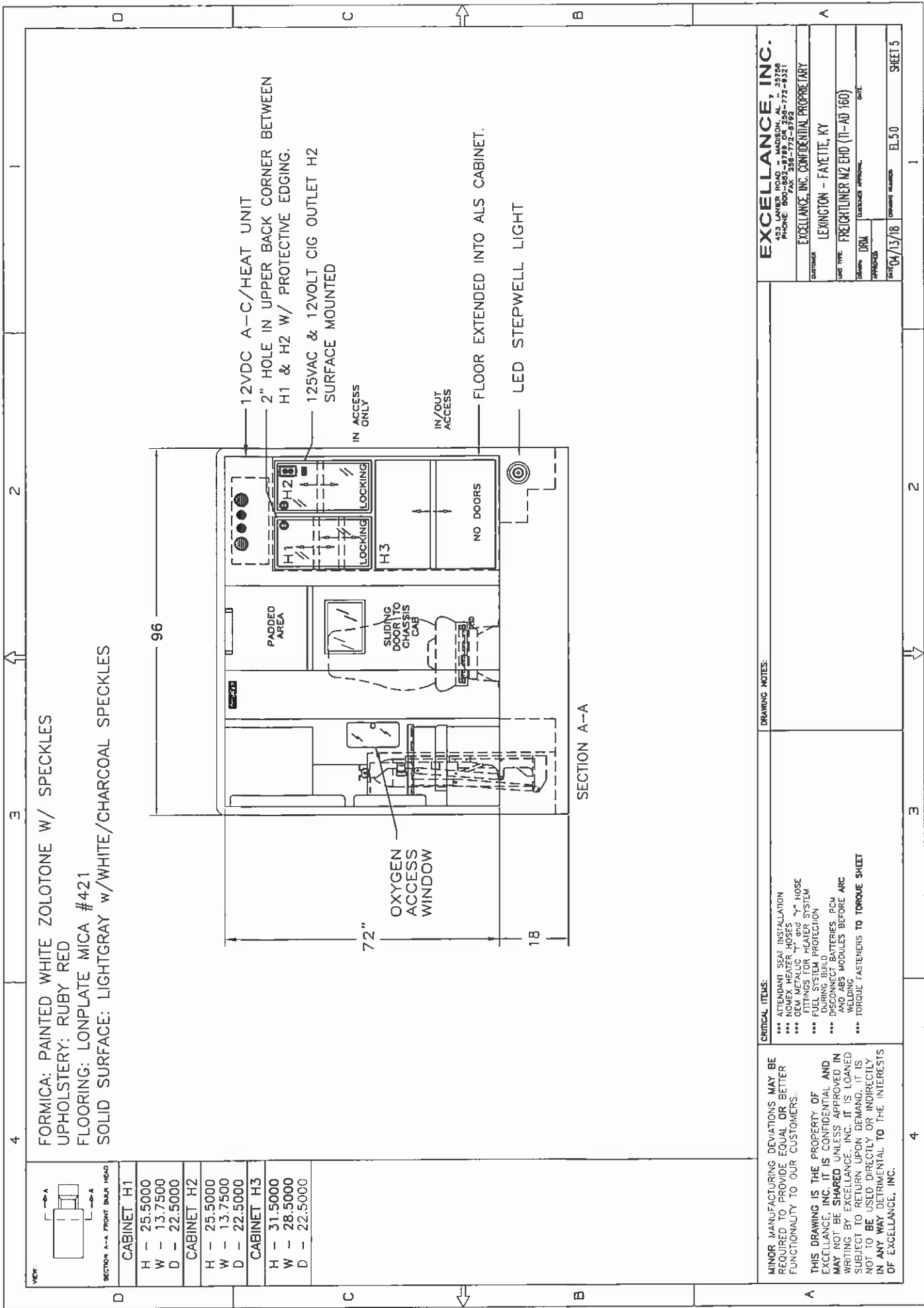
**DRAWING NOTES:**

- \* TURTLE TILE IN ALL COMPARTMENTS w/ EDGING ON FLOOR.
- \* ALL EMERGENCY LIGHTS TO HAVE CLEAR LENSES & BE PROGRAMMED FOR DOUBLE FAST FLASH.
- \* ELECTRIC DOOR LOCKS ON PERSONNEL DOORS

**DISCONNECT BATTERIES, PCM AND WIRING MODULES BEFORE ARC WELDS ON MODULE CORNERS AND BAR STOCK IN FLOOR STRUCTURE ARE CRITICAL FOR APPLICATION**

**EXCELLENCE, INC.**  
 255 LAMAR ROAD - LEXINGTON, KY 40502  
 PHONE: 606.259.1100 FAX: 606.259.5259  
 EXCELLENCE, INC. CONFIDENTIAL PROPRIETARY  
 LEXINGTON - FAYETTE, KY  
 PRECHARGER W2 (17-AD 160)

DATE: 09/13/18 DRAWING NUMBER: E1.0 SHEET 4



FORMICA: PAINTED WHITE ZOLOTONE W/ SPECKLES  
 UPHOLSTERY: RUBY RED  
 FLOORING: LONPLATE MICA #421  
 SOLID SURFACE: LIGHTGRAY w/WHITE/CHARCOAL SPECKLES

VIEW: SECTION A-A FRONT BULK HEAD

CABINET H1	
H	25.5000
W	13.7500
D	22.5000
CABINET H2	
H	25.5000
W	13.7500
D	22.5000
CABINET H3	
H	31.5000
W	28.5000
D	22.5000

96  
 72"  
 18

12VDC A-C/HEAT UNIT  
 2" HOLE IN UPPER BACK CORNER BETWEEN H1 & H2 W/ PROTECTIVE EDGING.  
 125VAC & 12VOLT CIG OUTLET H2 SURFACE MOUNTED  
 IN ACCESS ONLY  
 LOCKING  
 H1  
 H2  
 H3  
 NO DOORS  
 IN/OUT ACCESS  
 FLOOR EXTENDED INTO ALS CABINET.  
 LED STEPWELL LIGHT

SECTION A-A

**EXCELLENCE, INC.**  
 433 LANIER ROAD - MADISON, AL 37204  
 PHONE 662-867-7777 FAX 662-772-8521

EXCELLENCE, INC. CONFIDENTIAL PROPRIETARY

CUSTOMER: EXCELLENCE, INC. CONFIDENTIAL PROPRIETARY

UNIT TYPE: FREIGHTLINER M2 EHD (11-AD 160)

DESIGN: DRN

DATE: 08/13/18

DESIGNER: EL50

SHEET 5

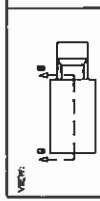
**CRITICAL ITEMS:**

- \*\*\* ATTENDANT SEAT INSTALLATION
- \*\*\* NOMEX HEATER HOSES
- \*\*\* OEM METALLIC 1" and 1/2" HOSE FITTINGS FOR HEATER SYSTEM
- \*\*\* FLOOR MAT PROTECTION DURING BUILD
- \*\*\* DISCONNECT BATTERIES PCM AND ABS MODULES BEFORE ARC WELDING
- \*\*\* TORQUE FASTENERS TO TORQUE SHEET

**DRAWING NOTES:**

MINOR MANUFACTURING DEVIATIONS MAY BE REQUIRED TO PROVIDE EQUAL OR BETTER FUNCTIONALITY TO OUR CUSTOMERS

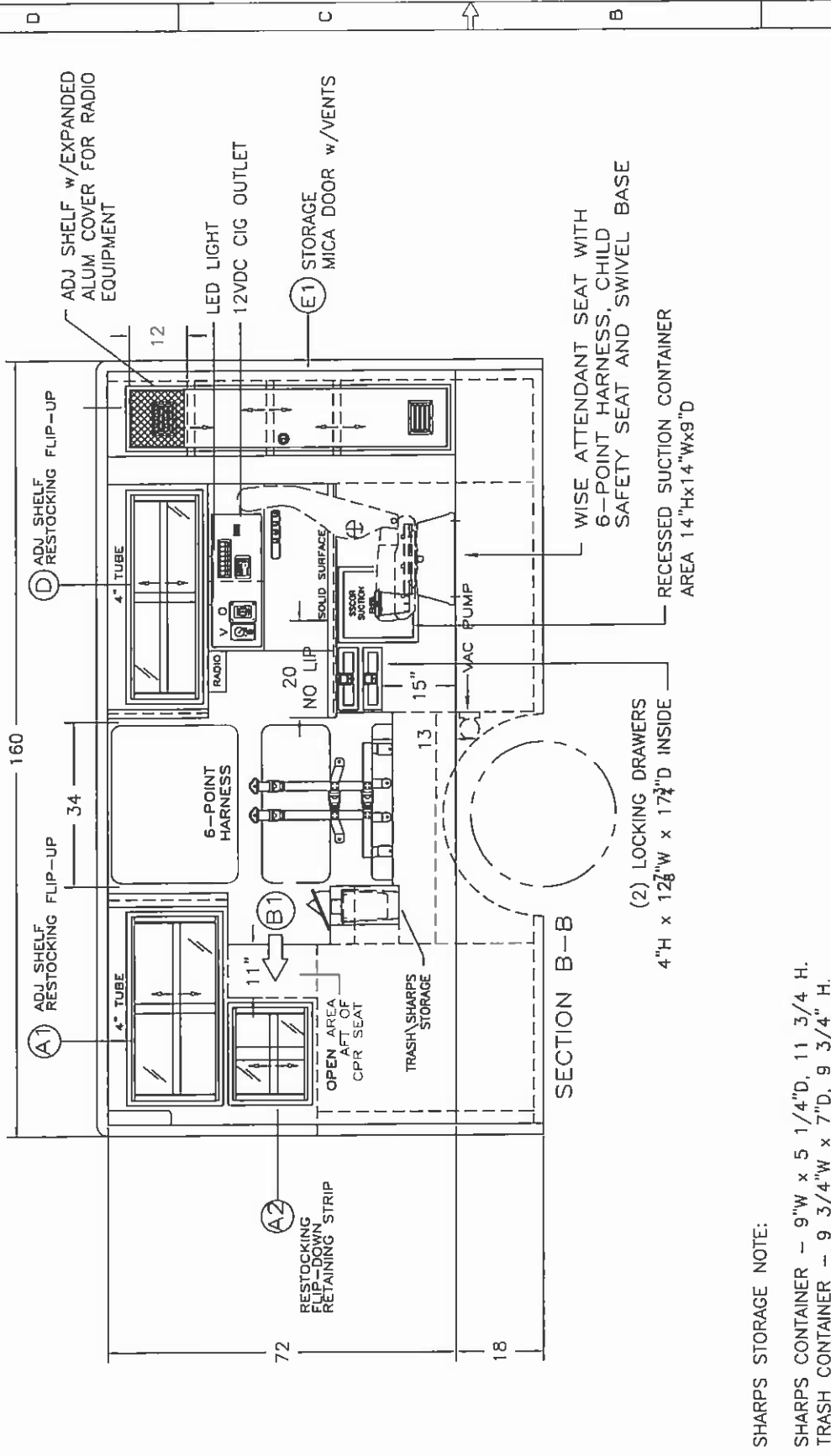
THIS DRAWING IS THE PROPERTY OF EXCELLENCE, INC. IT IS CONFIDENTIAL AND MAY NOT BE SHARED UNLESS APPROVED IN WRITING BY EXCELLENCE, INC. IT IS LOANED SUBJECT TO RETURN UPON DEMAND. IT IS NOT TO BE USED DIRECTLY OR INDIRECTLY IN ANY WAY DETRIMENTAL TO THE INTERESTS OF EXCELLENCE, INC.



SECTION B-B STREET INTERIOR

CABINET A1	
H	20.0000
W	40.0000
D	21.7500
CABINET A2	
H	18.2500
W	21.1250
D	21.7500
CABINET B1	
H	20.0000
W	22.7500
D	11.0000
CABINET D	
H	16.0000
W	44.1250
D	16.7500
CABINET E1	
H	66.0000
W	13.5000
D	12.8750

REV	DATE	REV	DESCRIPTION



SHARPS STORAGE NOTE:

SHARPS CONTAINER - 9"W x 5 1/4"D, 11 3/4" H.  
 TRASH CONTAINER - 9 3/4"W x 7"D, 9 3/4" H.

**EXCELLENCE, INC.**  
 453 LAWRENCE ROAD - MADISON, AL - 35208  
 PHONE: 205-772-5250 FAX: 205-772-5251

CUSTOMER: EXCELLENCE, INC. CONFIDENTIAL PROPRIETARY

USER TYPE: LEXINGTON - FAYETTE, KY

DATE: 04/13/18

APPROVED: DRM

DATE: 04/13/18

DESIGN NUMBER: EL60

SHEET 6

**DRAWING NOTES:**

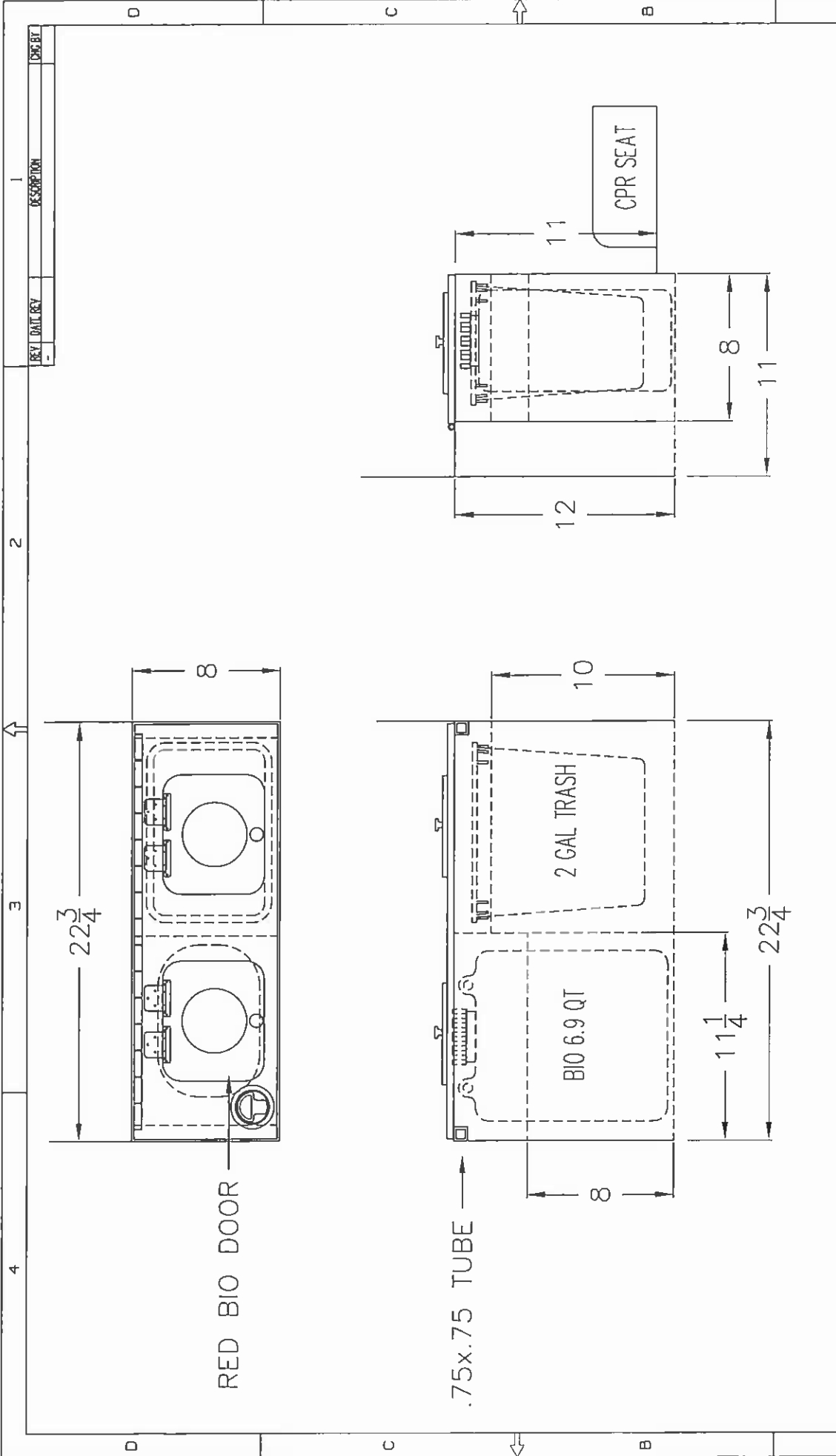
- \* ALL PAINTED INTERIOR-ZILOTONE W/BLACK SPECS
- \* ALL 12VDC OUTLETS POWERED BY MODULE POWER SWITCH OR SHORELINE POWER BY ONBOARD BATTERY CHARGER.
- \* ZOLL M-SERIES TO BE MOUNTED TO SOLID SURFACE AT CUSTOMER INSPECTION.

**CRITICAL ITEMS:**

- \*\*\* ATTENDANT SEAT INSTALLATION DURING BUILD
- \*\*\* FUEL SYSTEM PROTECTION
- \*\*\* DISCONNECT BATTERIES FROM WELDING MODULES BEFORE ARC WELDING
- \*\*\* TORQUE FASTENERS TO TORQUE SHEET

MINOR MANUFACTURING DEVIATIONS MAY BE REQUIRED TO PROVIDE EQUAL OR BETTER FUNCTIONALITY TO OUR CUSTOMERS.

THIS DRAWING IS THE PROPERTY OF EXCELLENCE, INC. IT IS CONFIDENTIAL AND MAY NOT BE SHARED UNLESS APPROVED IN WRITING BY EXCELLENCE, INC. IT IS LOANED SUBJECT TO RETURN UPON DEMAND. IT IS NOT TO BE USED DIRECTLY OR INDIRECTLY IN ANY WAY DETRIMENTAL TO THE INTERESTS OF EXCELLENCE, INC.

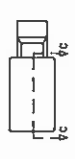


EXCELLENCE, INC.	
453 LAMAR ROAD - MADISON, AL 35298	
PHONE: 800-772-8721	
FAX: 258-772-8722	
EXCELLENCE, INC. CONFIDENTIAL PROPRIETARY	
CUSTOMER: LEXINGTON - FAYETTE, KY	
UNIT TYPE: SHARPS/TRASH STORAGE	
DESIGNED BY: DRN	CUSTOMER APPROVAL: EMC
DATE: 04/13/78	DRAWING NUMBER: EL61
SHEET 6-1	

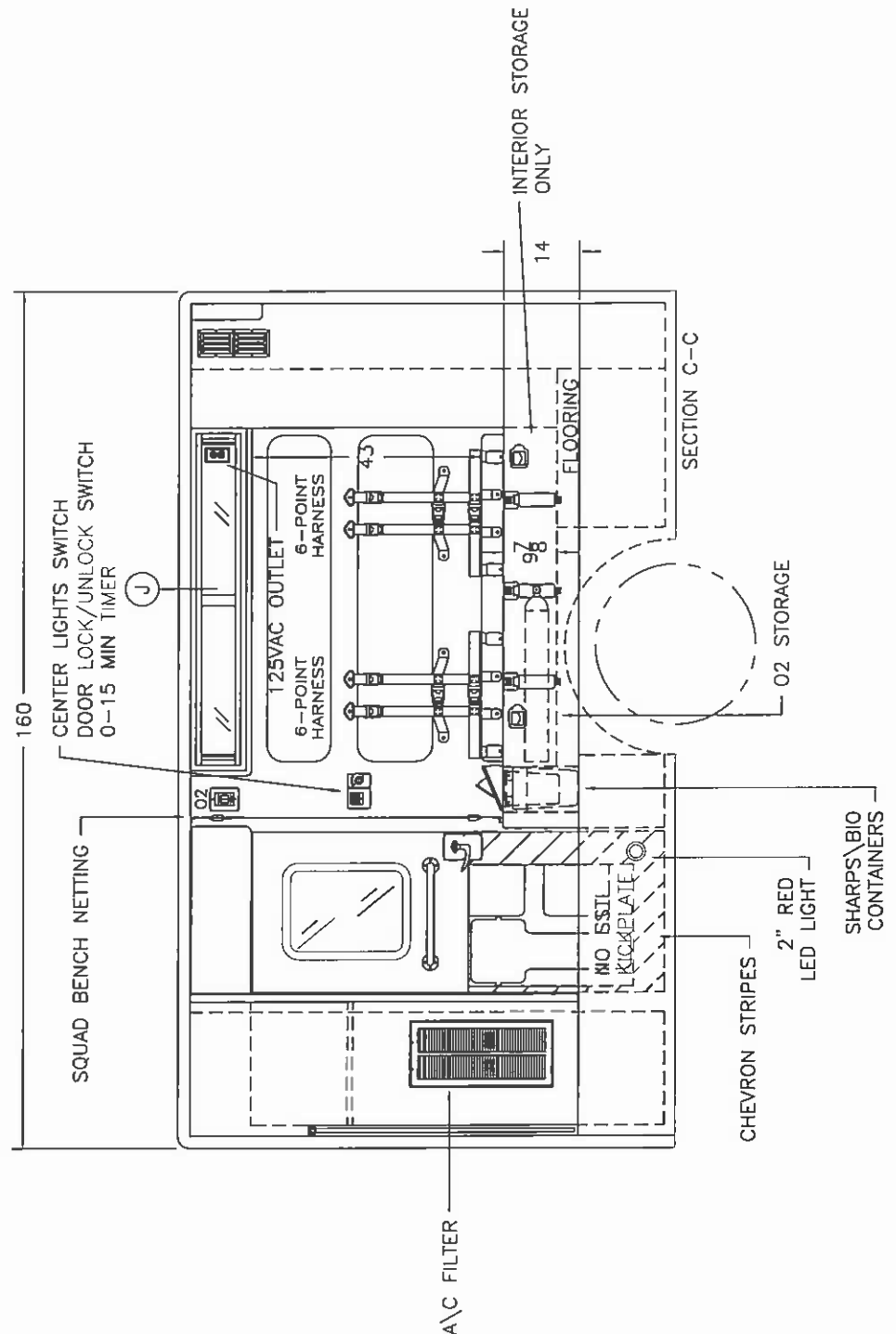
SHARPS/TRASH STORAGE AFT CPR SEAT

CRITICAL ITEMS:

REV	DATE	REV	DESCRIPTION



SECTION C-C CURVE INTERIOR	
CABINET J	
H -	7.6250
W -	62.0000
D -	11.3750



<b>EXCELLENCE, INC.</b>	
483 LAWLER ROAD - MADISON, AL - 35708	
PHONE: 800-255-7722 #392	
EXCELLENCE, INC. CONFIDENTIAL PROPRIETARY	
DATE	10/13/18
DESIGNER	LEXINGTON - FAYETTE, KY
APPROVED	FREIGHTLINER MZ EHD (11-AD 160)
DATE	10/13/18
SCALE	AS SHOWN
PROJECT	EL70
SHEET	7

**CRITICAL ITEMS:**

- \*\*\* FUEL SYSTEM PROTECTION DURING BUILD
- \*\*\* DISCONNECT BATTERIES - PCM AND JMS MODULES BEFORE ARC WELDING
- \*\*\* TORQUE FASTENERS TO TORQUE SHEET
- \*\*\* PERSONNEL DOOR LATCH INSTALLATION

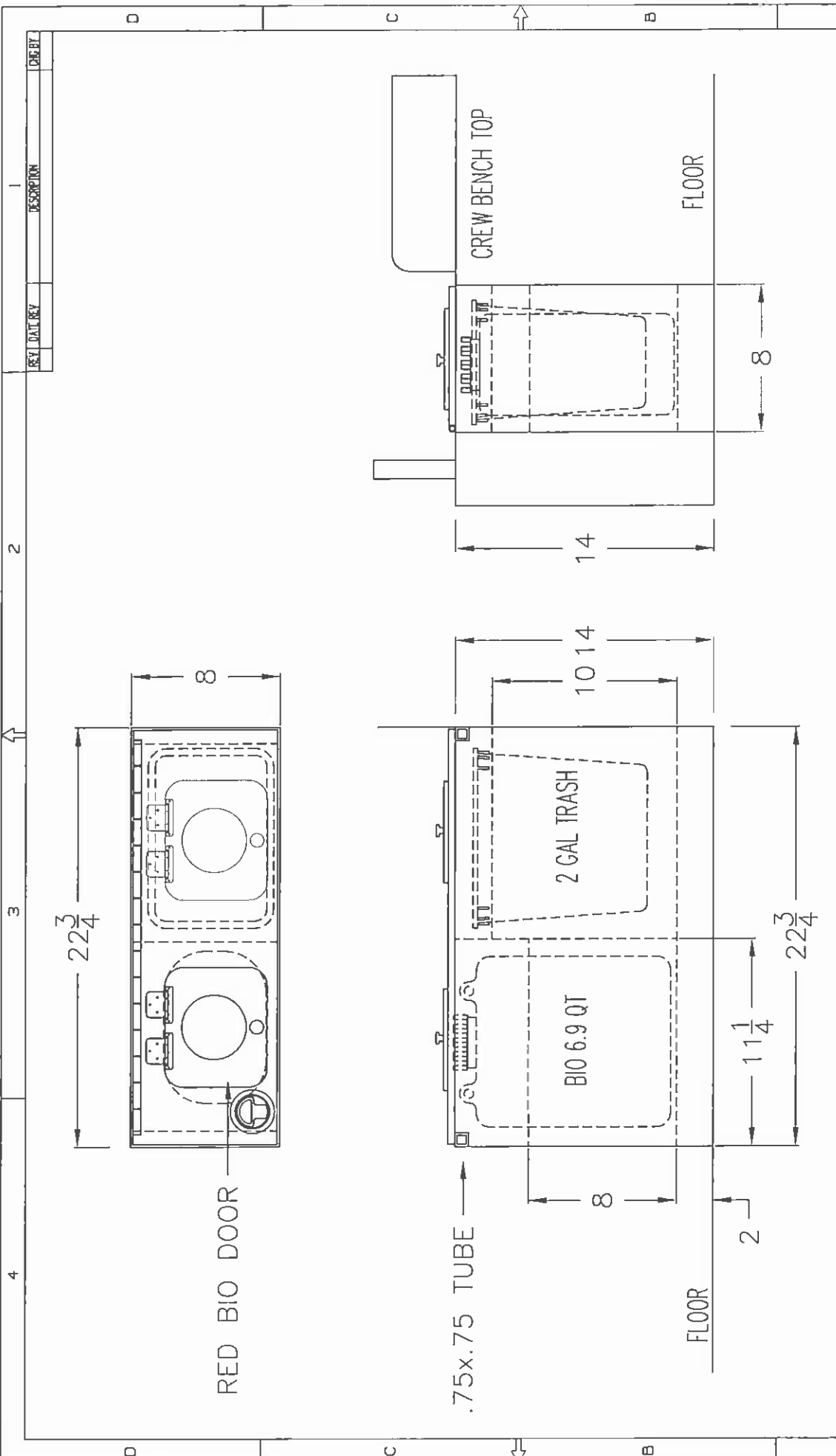
**DRAWING NOTES:**

- \* ALL PAINTED INTERIOR-ZOLOTONE W\BLACK SPECS
- \* RIVET ALL DOOR & OVERHEAD GRAB HANDLES

MINOR MANUFACTURING DEVIATIONS MAY BE REQUIRED TO PROVIDE EQUAL OR BETTER FUNCTIONALITY TO OUR CUSTOMERS.

THIS DRAWING IS THE PROPERTY OF EXCELLENCE, INC. IT IS CONFIDENTIAL AND MAY NOT BE SHARED UNLESS APPROVED IN WRITING BY EXCELLENCE, INC. IT IS LOANED SUBJECT TO RETURN UPON DEMAND. IT IS NOT TO BE USED DIRECTLY OR INDIRECTLY IN ANY WAY DETRIMENTAL TO THE INTERESTS OF EXCELLENCE, INC.





REV.	DATE	REV.	DESCRIPTION	CHK BY

**EXCELLANCE, INC.**  
 433 LANTIER ROAD - JACKSON, AL - 35250  
 PHONE: 601-777-0177 FAX: 601-777-8321

**EXCELLANCE, INC. CONFIDENTIAL PROPRIETARY**

CUSTOMER: LEWINGTON - FAYETTE, KY

UNIT TYPE: SHARPS/TRASH STORAGE

PLANS: DRN

APPROVED: DATE: 04/13/10

DRAWING NUMBER: EL71

SHEET 7-1

**DRAWING NOTES:**

SHARPS/TRASH STORAGE HEAD OF SQUAD BENCH

**CRITICAL ITEMS**

REV	DATE	BY	DESCRIPTION

1  
2  
3  
4

1  
2  
3  
4

1  
2  
3  
4

1  
2  
3  
4

1  
2  
3  
4

1  
2  
3  
4

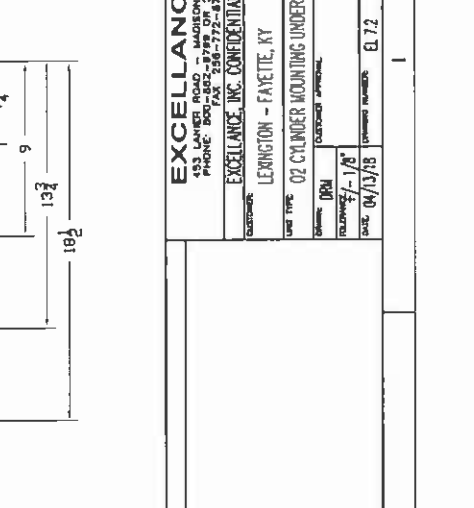
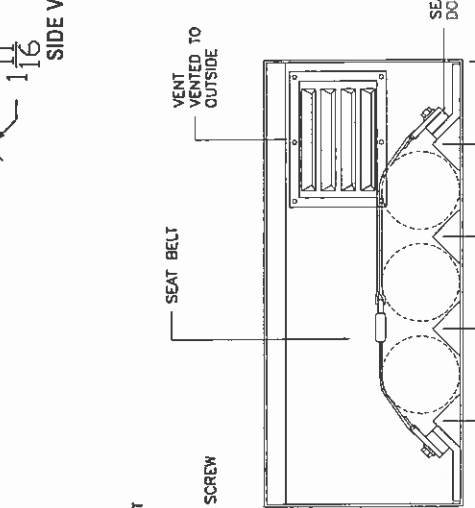
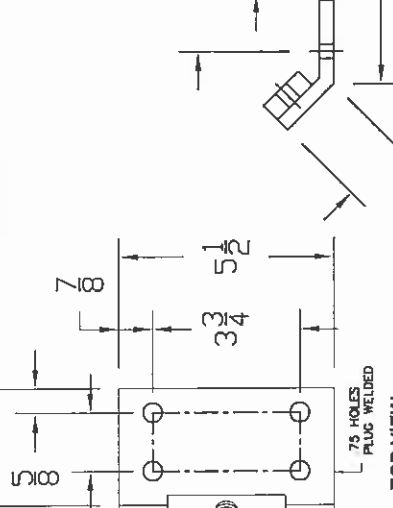
1  
2  
3  
4

1  
2  
3  
4

1  
2  
3  
4

1  
2  
3  
4

1  
2  
3  
4

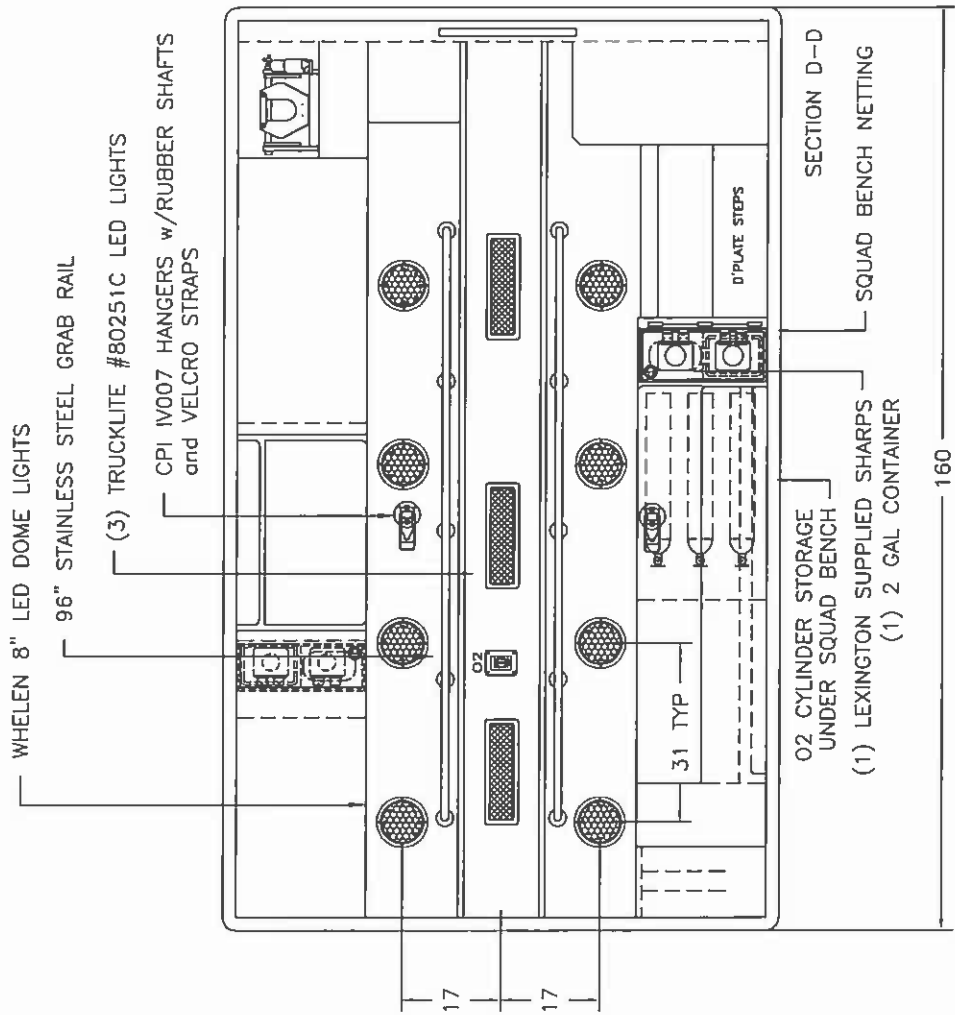
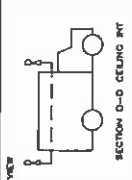


MINOR MANUFACTURING DEVIATIONS MAY BE REQUIRED TO PROVIDE EQUAL OR BETTER FUNCTIONALITY TO OUR CUSTOMERS.

THIS DRAWING IS THE PROPERTY OF EXCELLENCE, INC. IT IS CONFIDENTIAL AND MAY NOT BE SHARED UNLESS APPROVED IN WRITING BY EXCELLENCE, INC. IT IS LOANED SUBJECT TO RETURN UPON DEMAND. IT IS NOT TO BE USED DIRECTLY OR INDIRECTLY IN ANY WAY DETRIMENTAL TO THE INTERESTS OF EXCELLENCE, INC.

DRAWING NOTES:  
\* VERIFIED BY PEI PERSONNEL

<b>EXCELLENCE, INC.</b>	
433 LAWLER ROAD - MADISON, AL - 35758	
PHONE: 800-833-7422 / 205-772-8321	
FAX: 205-772-8322	
EXCELLENCE, INC. CONFIDENTIAL PROPRIETARY	
CUSTOMER:	LEXINGTON - FAYETTE, KY
UNIT TYPE:	02 CYLINDER MOUNTING UNDER BENCH
DATE:	DATE
DESIGNED BY:	DATE
DRAWN BY:	DATE
REVISED BY:	DATE
DATE:	04/13/18
ISSUE NUMBER:	E.7.2
SHEET 7-2	



**MINOR MANUFACTURING DEVIATIONS MAY BE REQUIRED TO PROVIDE EQUAL OR BETTER FUNCTIONALITY TO OUR CUSTOMERS.**

THIS DRAWING IS THE PROPERTY OF EXCELLANCE, INC. IT IS CONFIDENTIAL AND MAY NOT BE SHARED UNLESS APPROVED IN WRITING BY EXCELLANCE, INC. IT IS LOANED SUBJECT TO RETURN UPON DEMAND. IT IS NOT TO BE USED DIRECTLY OR INDIRECTLY IN ANY WAY DETRIMENTAL TO THE INTERESTS OF EXCELLANCE, INC.

**CRITICAL ITEMS:**

- \*\*\* DISCONNECT BATTERIES, PCM AND ABS MODULES BEFORE ARC WELDING
- \*\*\* TORQUE FASTENERS TO TORQUE SHEET

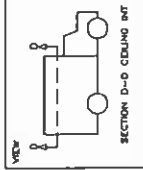
**DRAWING NOTES:**

- \* RIVET ALL DOOR & OVERHEAD GRAB HANDLES.

**EXCELLANCE, INC.**  
 433 LAWRENCE ROAD - MADISON, AL - 35758  
 PHONE: 205-252-8789, FAX: 205-772-9351

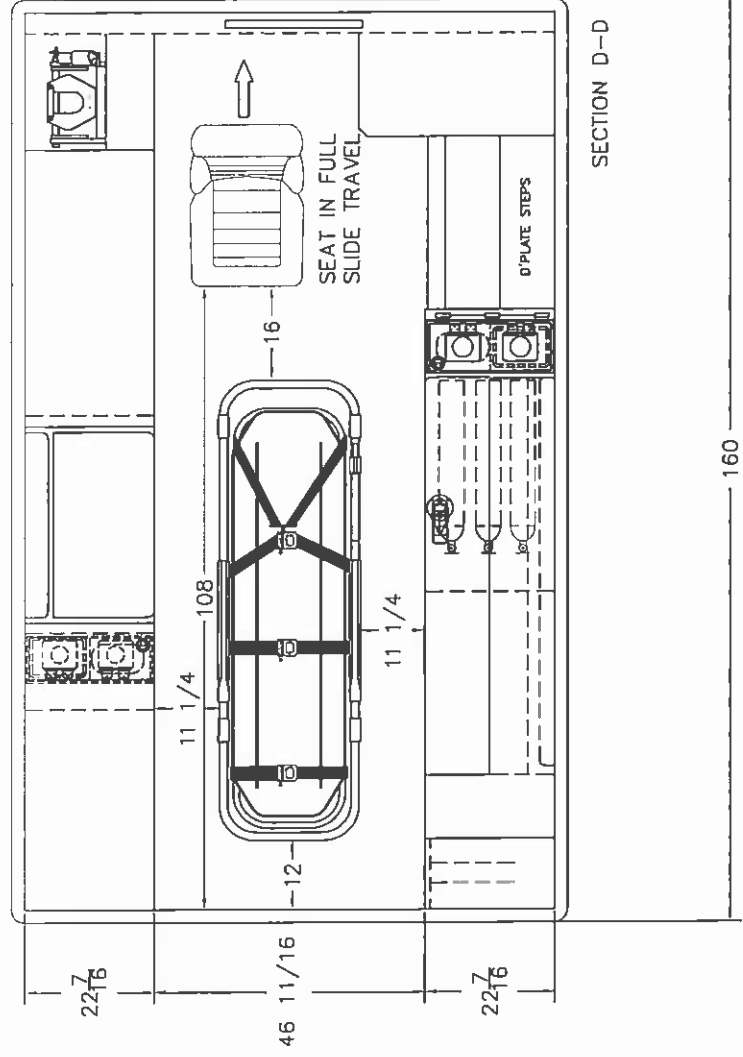
COMPANY: EXCELLANCE, INC. CONFIDENTIAL PROPRIETARY  
 OFFICE: LEXINGTON - FAYETTE, KY  
 DATE: 04/13/18  
 DRAWN: DRN  
 APPROVED: [Signature]  
 SHEET: 6-0

REV	DATE	REV	DESCRIPTION	CHK BY



SECTION D-D CEILING INT

REV	DATE	REV	DESCRIPTION	CHK BY



SECTION D-D

MINOR MANUFACTURING DEVIATIONS MAY BE REQUIRED TO PROVIDE EQUAL OR BETTER FUNCTIONALITY TO OUR CUSTOMERS.

THIS DRAWING IS THE PROPERTY OF EXCELLANCE, INC. IT IS CONFIDENTIAL AND MAY NOT BE SHARED UNLESS APPROVED IN WRITING BY EXCELLANCE, INC. IT IS LOANED SUBJECT TO RETURN UPON DEMAND. IT IS NOT TO BE USED DIRECTLY OR INDIRECTLY IN ANY WAY DETRIMENTAL TO THE INTERESTS OF EXCELLANCE, INC.

- CRITICAL ITEMS:**
- \*\*\* DISCONNECT BATTERIES, PCM AND ABS MODULES BEFORE ARC WELDING
  - \*\*\* TORQUE FASTENERS TO TORQUE SHEET

**DRAWING NOTES:**

- \* STRYKER POWER LOAD COT LAYOUT.

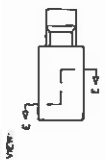
**EXCELLANCE, INC.**  
 453 LAWLER ROAD, MADISON, AL 35726  
 PHONE 800 238-7722 FAX 205-772-8752

**EXCELLANCE, INC. CONFIDENTIAL PROPRIETARY**

DATE: 04/13/18  
 DRAWN: DRM  
 CHECKED: [blank]  
 APPROVED: [blank]

PROJECT: LEXINGTON - FAYETTE, KY  
 UNIT: FREIGHTLINER M2 EHD (11-AD 160)  
 PURCHASER APPROVAL: [blank]

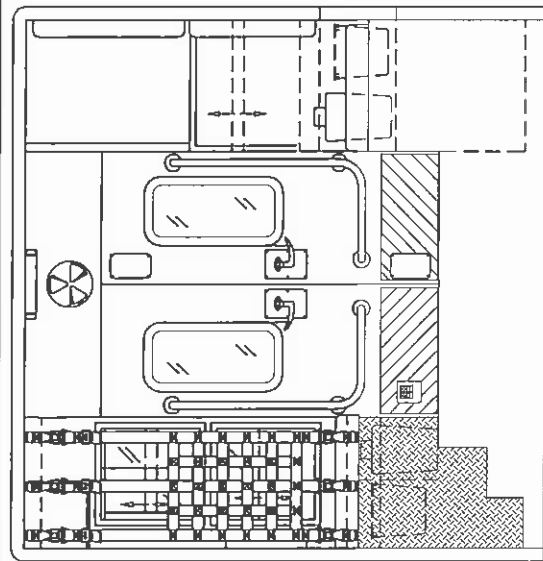
ISSUE NUMBER: E18.1  
 SHEET 8-1



SECTION E-E REAR WALL INT

CABINET K1, K2

H - 19.0000  
W - 17.7500  
D - 9.0000



SECTION E-E  
(W/ CREW BENCH NET)

(1) LEXINGTON SUPPLIED  
SHARPS CONTAINER &  
(1) 2 GAL TRASH

SECTION E-E (VIEW WITH CREW BENCH  
NET REMOVED)

SUSPENSION SWITCH  
DOOR LOCK/UNLOCK SWITCH

10" RED/WHITE REFLECTIVE TAPE

SLAM LATCH ACCESS PLATES

(K1) K2

(B1) CABINET  
OPEN-NO DOORS

(1) LEXINGTON SUPPLIED  
SHARPS CONTAINER &  
(1) 2 GAL TRASH

BOTTOM OF L2 DRAWER

NO SSSL KICK PLATES

22 3/4

22 3/4

MINOR MANUFACTURING DEVIATIONS MAY BE  
REQUIRED TO PROVIDE EQUAL OR BETTER  
FUNCTIONALITY TO OUR CUSTOMERS.

THIS DRAWING IS THE PROPERTY OF  
EXCELLANCE, INC. IT IS CONFIDENTIAL AND  
MAY NOT BE SHARED UNLESS APPROVED IN  
WRITING BY EXCELLANCE, INC. IT IS LOANED  
SUBJECT TO RETURN UPON DEMAND. IT IS  
NOT TO BE USED DIRECTLY OR INDIRECTLY  
IN ANY WAY DETRIMENTAL TO THE INTERESTS  
OF EXCELLANCE, INC.

CRITICAL ITEMS:

- \*\*\* FUEL SYSTEM PROTECTION  
DURING BUILD
- \*\*\* DISCONNECT BATTERIES, PCM  
AND ALL WIRING
- \*\*\* TORQUE FASTENERS TO TORQUE SHEET
- \*\*\* PERSONNEL DOOR LATCH INSTALLATION

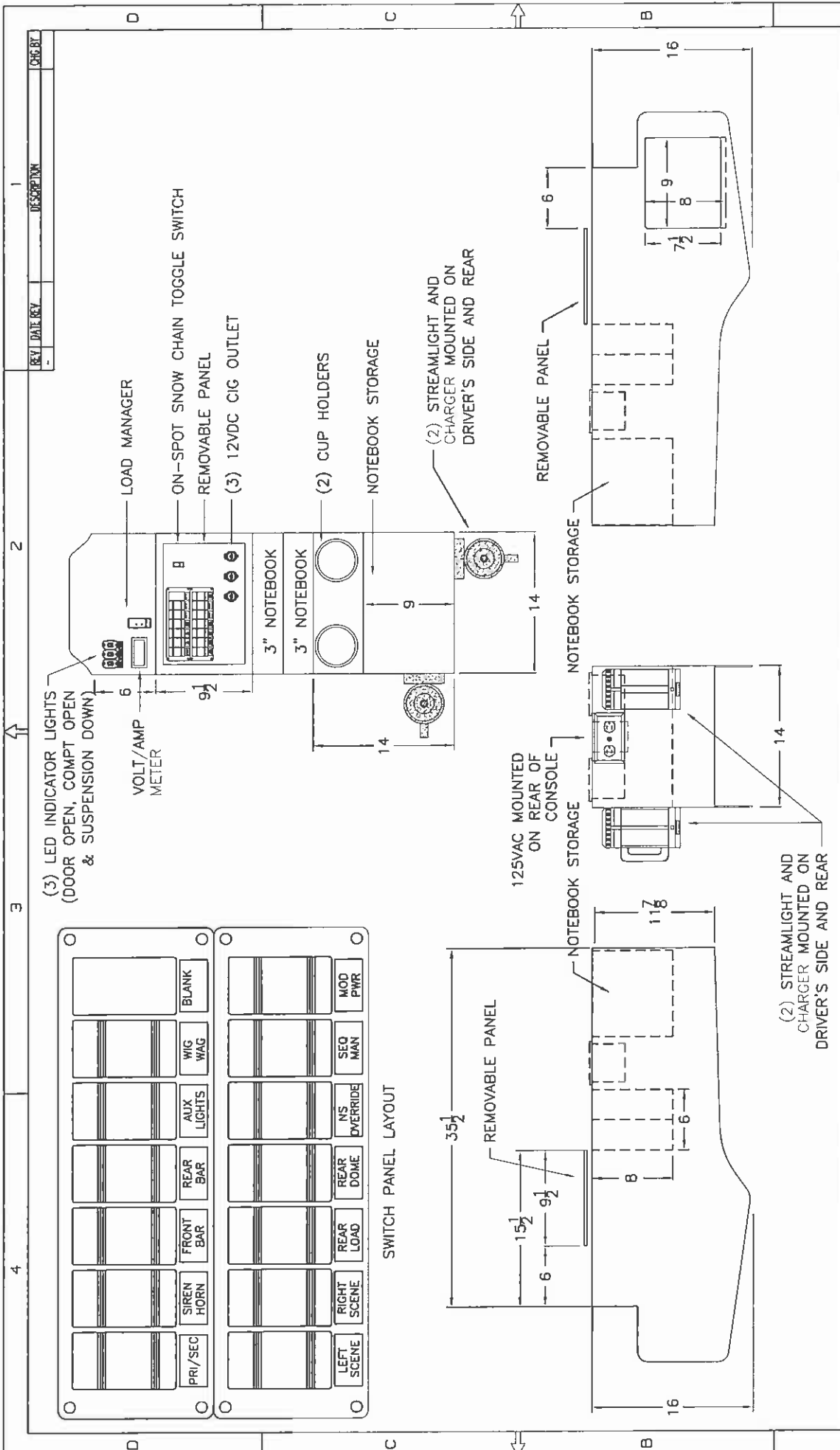
DRAWING NOTES:

- \* ALL PAINTED INTERIOR-ZOLOTONE W/ BLACK SPECS
- \* RIVET ALL DOOR & OVERHEAD GRAB HANDLES

**EXCELLANCE, INC.**  
453 LANIER ROAD - MADISON, AL - 35708  
PHONE 800-233-7797 OR 256-772-8321

EXCELLANCE, INC. CONFIDENTIAL PROPRIETARY	
DATE:	LEXINGTON - FAYETTE, KY
DESIGNER:	FREIGHTLINER M2 EHD (11-40 160)
APPROVED:	DATE:
DATE:	04/13/18
DESIGN NUMBER:	EL90
SHEET 9	

REV	DATE	REV	DESCRIPTION

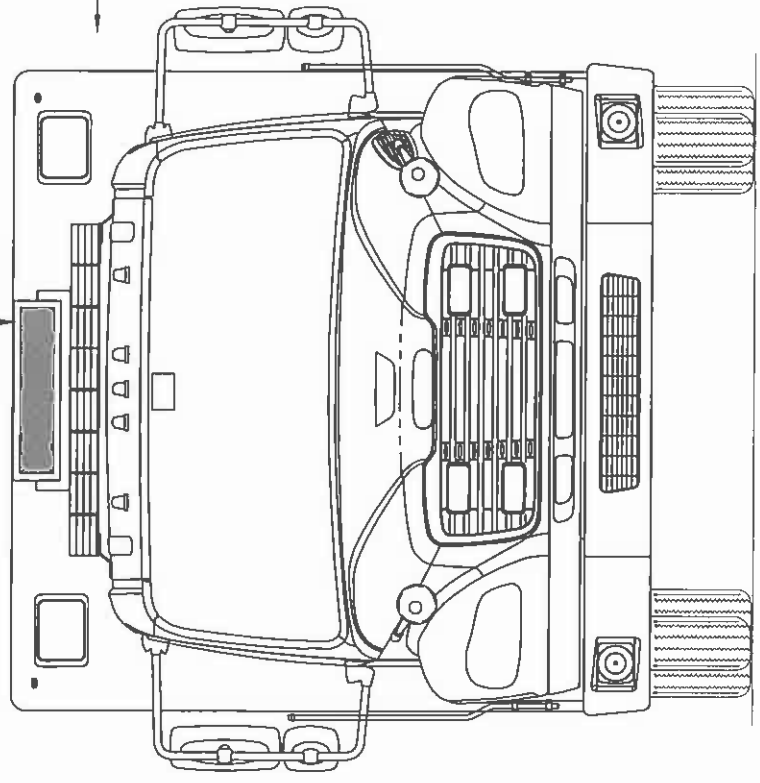


MINOR MANUFACTURING DEVIATIONS MAY BE REQUIRED TO PROVIDE EQUAL OR BETTER FUNCTIONALITY TO OUR CUSTOMERS.  THIS DRAWING IS THE PROPERTY OF EXCELLENCE, INC. IT IS CONFIDENTIAL AND MAY NOT BE SHARED UNLESS APPROVED IN WRITING BY EXCELLENCE, INC. IT IS LOANED SUBJECT TO RETURN UPON DEMAND. IT IS NOT TO BE USED DIRECTLY OR INDIRECTLY IN ANY WAY DETRIMENTAL TO THE INTERESTS OF EXCELLENCE, INC.	<b>CRITICAL ITEMS:</b> *** CAB SEAT TAG OUT *** CAB SEAT RE-INSTALLATION *** CAB SEATBELT RE-INSTALLATION *** UNDERCARGO LABEL *** HEAT SHIELDS *** NOMEX HEATER HOSES *** DEN METALLIC SYSTEM FITTINGS FOR HEATER *** DRIVE LINE ANGLES (IF MODIFIED) *** FUEL SYSTEM PROTECTION DURING BUILD	<b>DRAWING NOTES:</b> * WIRE WITH A 14GA CABLE FOR BATTERY POSITIVE AND NEGATIVE AT THE FRONT CAB CONSOLE FOR A LAPTOP COMPUTER. * HARDWARE (2) CUSTOMER SUPPLIED STREAMLIGHTS w/CHARGERS	<b>EXCELLENCE, INC.</b> 453 LAMAR ROAD - MADISON, AL 37054 PHONE 601 772-7772 FAX 601 772-7721  EXCELLENCE, INC. CONFIDENTIAL PROPRIETARY  LEXINGTON - FAYETTE, KY  UNIT TYPE: FREIGHTLINER M2 EHD (11-AD 160) CLASS: DRI VEHICLE: 17/18 DRAWING SYMBOL: DATE: DRAWING NUMBER: EL100 SHEET 10

REV	DATE	REV	DESCRIPTION


FREIGHTLINER CHASSIS  
 OEM FLAME RED  
 #L3761EB  
 MODULE MS #4818139

PAINT CONDENSER  
 TO MATCH UNIT

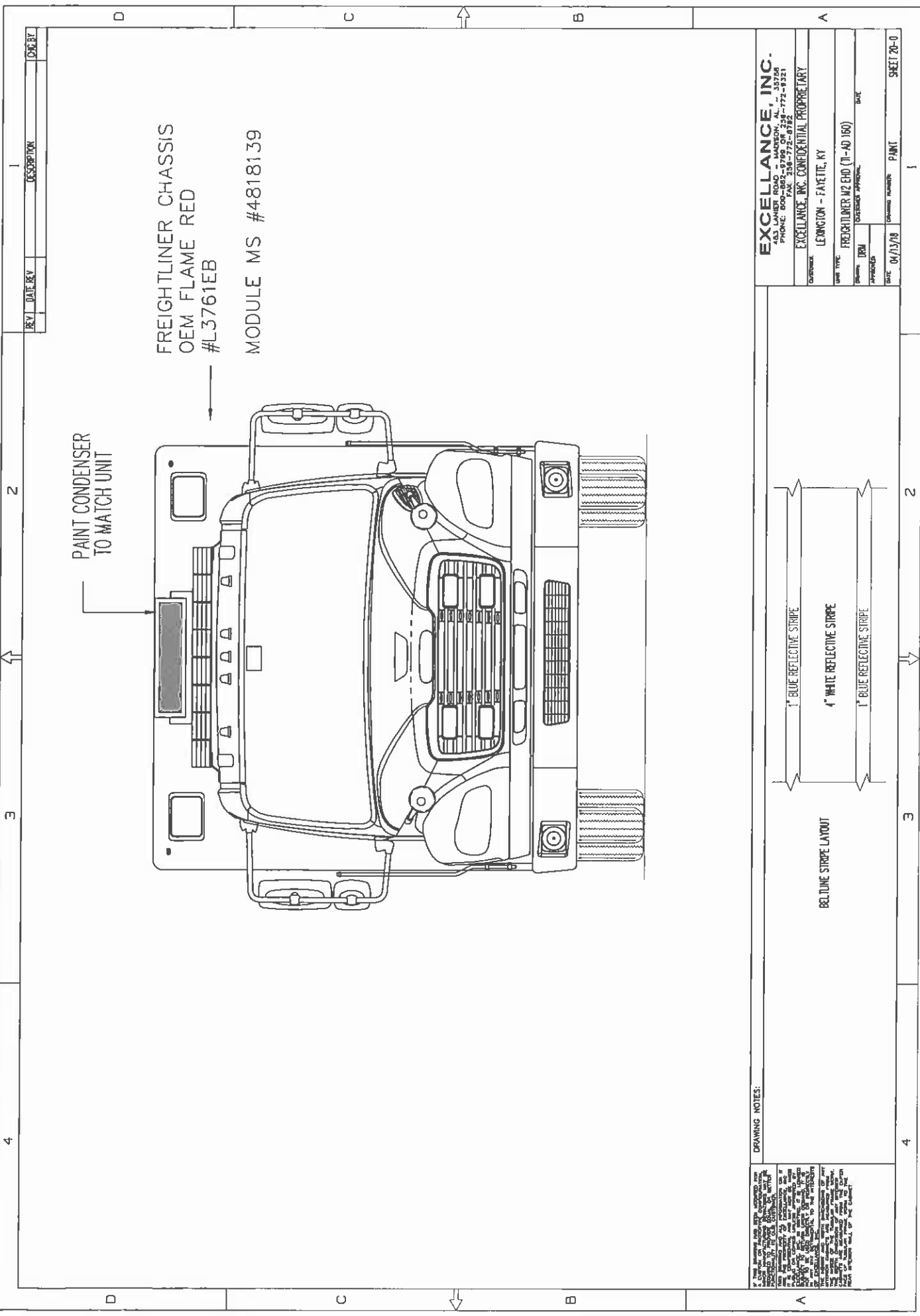


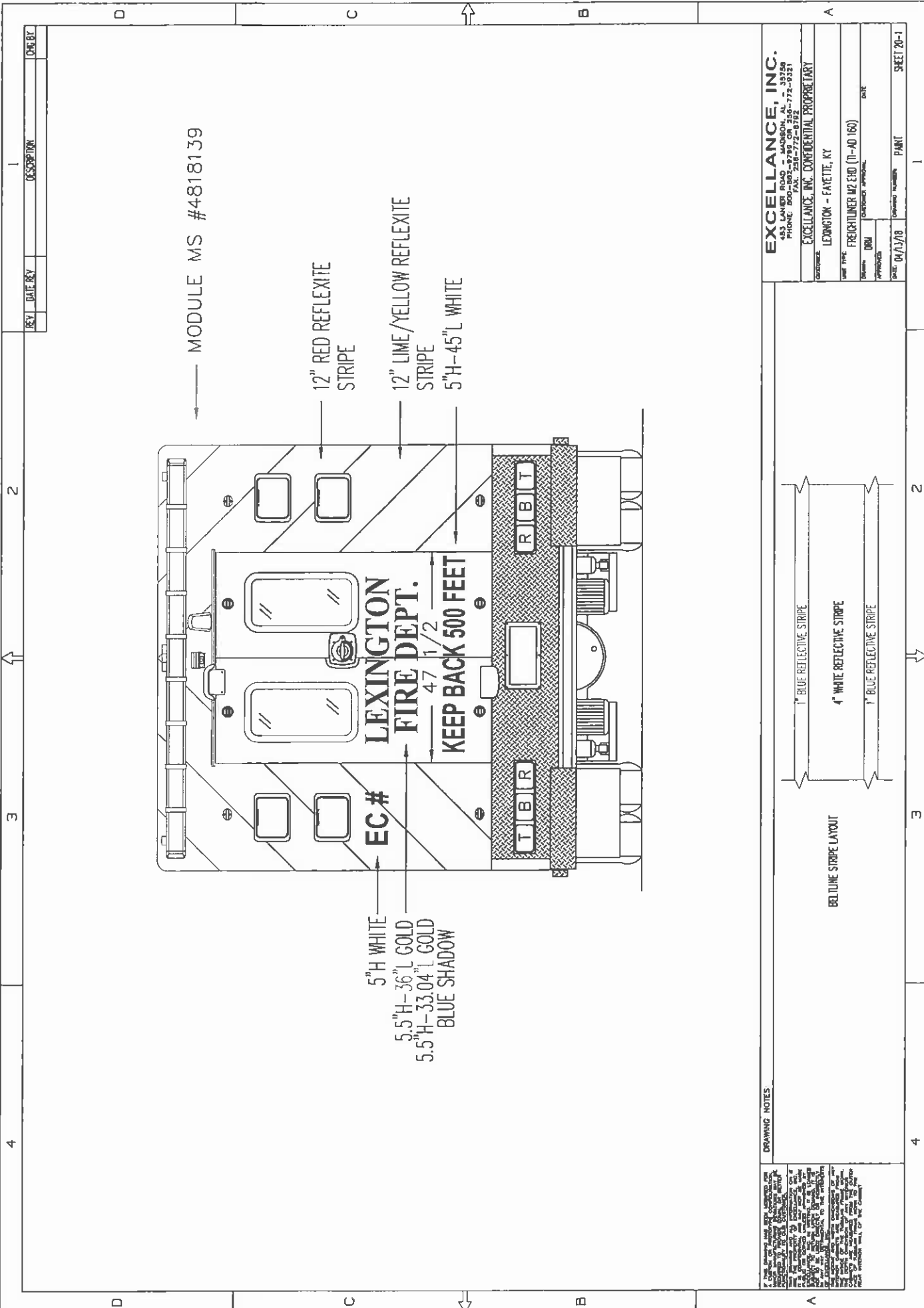
DRAWING NOTES:  
 1. THIS DRAWING AND THE WORK THEREON ARE THE PROPERTY OF EXCELLENCE, INC. AND ARE TO BE USED ONLY FOR THE PURPOSES SPECIFIED HEREIN. ANY REPRODUCTION OR TRANSMISSION OF THIS DRAWING OR WORK THEREON TO ANY OTHER PARTY WITHOUT THE WRITTEN PERMISSION OF EXCELLENCE, INC. IS STRICTLY PROHIBITED. EXCELLENCE, INC. SHALL NOT BE RESPONSIBLE FOR ANY DAMAGE TO OR LOSS OF THE ORIGINAL DRAWING OR WORK THEREON. EXCELLENCE, INC. SHALL NOT BE RESPONSIBLE FOR ANY DAMAGE TO OR LOSS OF THE ORIGINAL DRAWING OR WORK THEREON. EXCELLENCE, INC. SHALL NOT BE RESPONSIBLE FOR ANY DAMAGE TO OR LOSS OF THE ORIGINAL DRAWING OR WORK THEREON.

<b>EXCELLENCE, INC.</b>	
443 LAMAR ROAD - MARIETTA, GA - 30067	
PHONE: 404-882-0799, OR 404-882-7772-9321	
FAX: 404-882-0799	
EXCELLENCE, INC. CONFIDENTIAL PROPRIETARY	
CUSTOMER:	LEWINGTON - FAYETTE, KY
UNIT TYPE:	FREIGHTLINER M2 END (7-AU 160)
DATE:	04/13/08
DESIGNED BY:	DATE
CHECKED BY:	DATE
DRAWING NUMBER:	PART:
SHEET 20-0	




BELTLINE STRIPE LAYOUT





REV	DATE	BY	DESCRIPTION	DATE BY

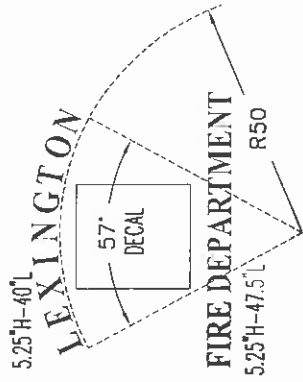
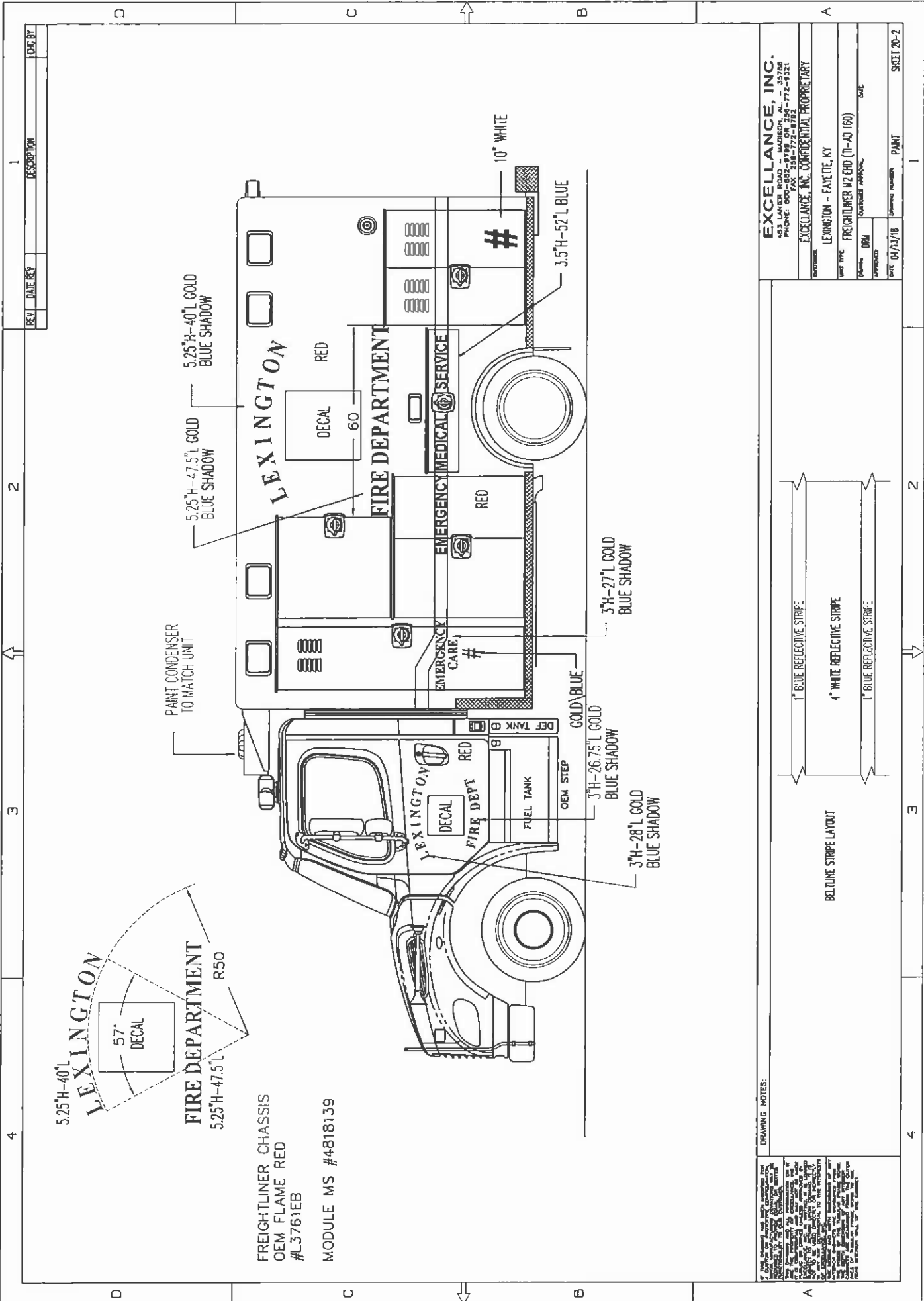
<b>EXCELLENCE, INC.</b> 453 LAWLER ROAD - MADISON, AL - 35758 PHONE: 800-453-7722 FAX: 205-772-8392	
EXCELLENCE, INC. CONFIDENTIAL PROPRIETARY	
LEXINGTON - FAYETTE, KY	
UNIT TYPE	DATE
FREIGHTLINER M2 EHD (11-40 160)	
DRAWN	APPROVED
DRU	
DATE: 04/13/78	PROJECT NUMBER: PAINT
SHEET 20-1	



**DRAWING NOTES**

1. THIS DRAWING HAS BEEN PREPARED FOR THE PURPOSE OF IDENTIFYING THE LOCATION AND TYPE OF STRIPES TO BE APPLIED TO THE EXTERIOR OF THE UNIT. IT IS NOT TO BE USED AS A GUIDE FOR THE COLOR OR TYPE OF STRIPE TO BE APPLIED. THE COLOR AND TYPE OF STRIPE TO BE APPLIED SHALL BE DETERMINED BY THE APPLICABLE REGULATIONS AND STANDARDS. THE APPLICABLE REGULATIONS AND STANDARDS SHALL BE THE RESPONSIBILITY OF THE USER OF THIS DRAWING.






FREIGHTLINER CHASSIS  
 OEM FLAME RED  
 #L3761EB  
 MODULE MS #4818139

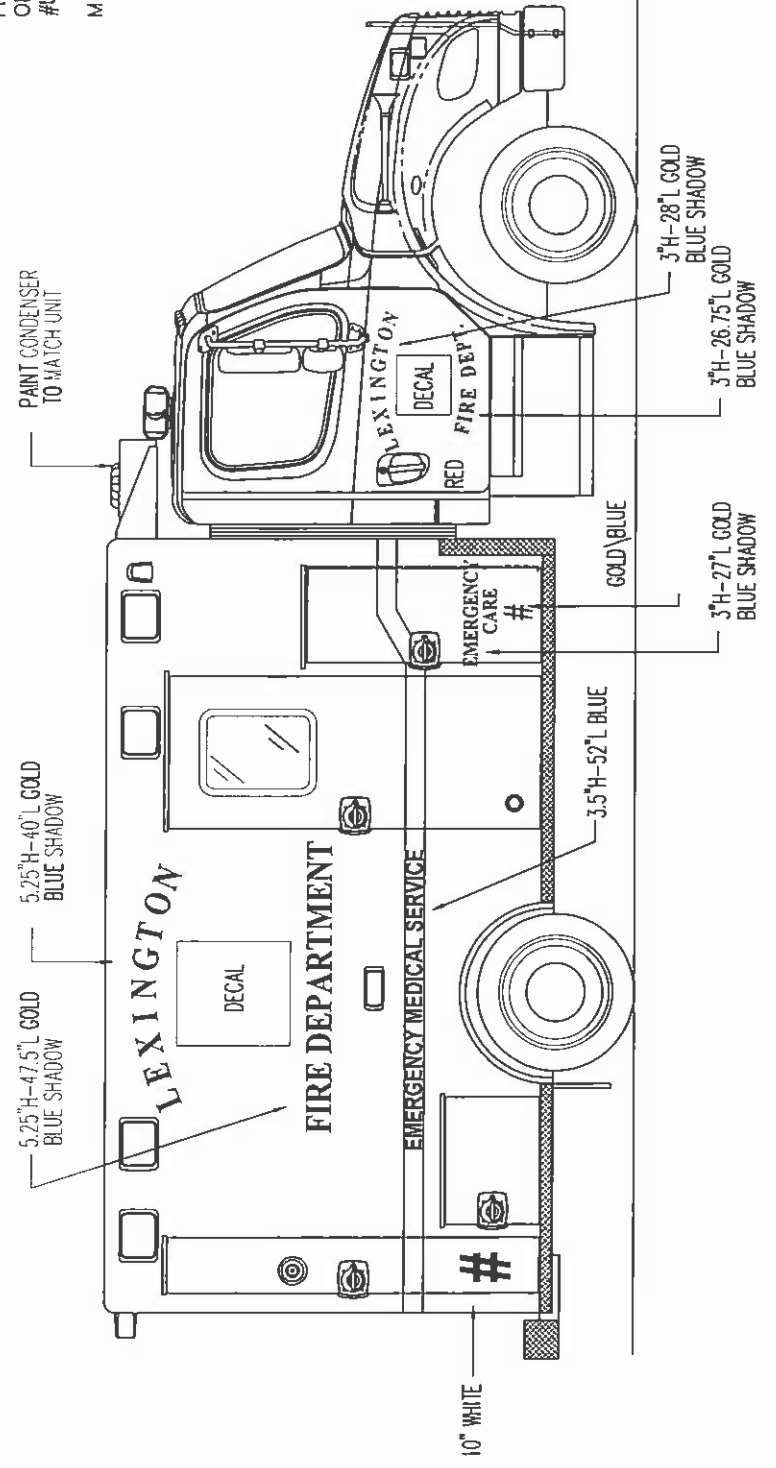
**DRAWING NOTES:**  
 1. THIS DRAWING IS THE PROPERTY OF EXCELLANCE, INC. AND IS NOT TO BE REPRODUCED OR TRANSMITTED IN ANY FORM OR BY ANY MEANS, ELECTRONIC OR MECHANICAL, INCLUDING PHOTOCOPYING, RECORDING, OR BY ANY INFORMATION STORAGE AND RETRIEVAL SYSTEM.  
 2. THE USER OF THIS DRAWING SHALL BE RESPONSIBLE FOR OBTAINING ALL NECESSARY PERMITS AND APPROVALS FROM THE APPROPRIATE AUTHORITIES.  
 3. THE USER OF THIS DRAWING SHALL BE RESPONSIBLE FOR OBTAINING ALL NECESSARY PERMITS AND APPROVALS FROM THE APPROPRIATE AUTHORITIES.  
 4. THE USER OF THIS DRAWING SHALL BE RESPONSIBLE FOR OBTAINING ALL NECESSARY PERMITS AND APPROVALS FROM THE APPROPRIATE AUTHORITIES.  
 5. THE USER OF THIS DRAWING SHALL BE RESPONSIBLE FOR OBTAINING ALL NECESSARY PERMITS AND APPROVALS FROM THE APPROPRIATE AUTHORITIES.  
 6. THE USER OF THIS DRAWING SHALL BE RESPONSIBLE FOR OBTAINING ALL NECESSARY PERMITS AND APPROVALS FROM THE APPROPRIATE AUTHORITIES.  
 7. THE USER OF THIS DRAWING SHALL BE RESPONSIBLE FOR OBTAINING ALL NECESSARY PERMITS AND APPROVALS FROM THE APPROPRIATE AUTHORITIES.  
 8. THE USER OF THIS DRAWING SHALL BE RESPONSIBLE FOR OBTAINING ALL NECESSARY PERMITS AND APPROVALS FROM THE APPROPRIATE AUTHORITIES.  
 9. THE USER OF THIS DRAWING SHALL BE RESPONSIBLE FOR OBTAINING ALL NECESSARY PERMITS AND APPROVALS FROM THE APPROPRIATE AUTHORITIES.  
 10. THE USER OF THIS DRAWING SHALL BE RESPONSIBLE FOR OBTAINING ALL NECESSARY PERMITS AND APPROVALS FROM THE APPROPRIATE AUTHORITIES.

<b>EXCELLANCE, INC.</b> 453 LAVER ROAD - MADISON, AL - 35708 PHONE: 800-882-8789 OR 256-772-9321	
CUSTOMER:	EXCELLANCE, INC. CONFIDENTIAL PROPRIETARY
UNIT TYPE:	LEXINGTON - FALETTE, KY
DESIGN:	FREIGHTLINER M2 END (11-AD 160)
APPROVED:	DATE:
DATE: 04/13/15	DESIGN NUMBER: PAINT
SHEET 20-2	



REV	DATE	REV	DESCRIPTION	ORIGIN

FREIGHTLINER CHASSIS  
 OEM FLAME RED  
 #L3761EB  
 MODULE MS #4818139




**DRAWING NOTES**

1. THIS DRAWING AND ALL INFORMATION CONTAINED HEREIN ARE THE PROPERTY OF EXCELLENCE, INC. AND ARE NOT TO BE REPRODUCED, COPIED, OR TRANSMITTED IN ANY FORM OR BY ANY MEANS, ELECTRONIC OR MECHANICAL, INCLUDING PHOTOCOPYING, RECORDING, OR BY ANY INFORMATION STORAGE AND RETRIEVAL SYSTEM, WITHOUT THE WRITTEN PERMISSION OF EXCELLENCE, INC.

2. EXCELLENCE, INC. IS NOT RESPONSIBLE FOR ANY ERRORS OR OMISSIONS IN THIS DRAWING OR FOR ANY CONSEQUENCES ARISING FROM THE USE OF THIS DRAWING.

3. THE USER OF THIS DRAWING SHALL BE RESPONSIBLE FOR OBTAINING ALL NECESSARY PERMITS AND APPROVALS FROM THE APPROPRIATE AUTHORITIES.

4. EXCELLENCE, INC. SHALL NOT BE LIABLE FOR ANY DAMAGES, INCLUDING CONSEQUENTIAL DAMAGES, ARISING FROM THE USE OF THIS DRAWING.



<b>EXCELLENCE, INC.</b> 433 LAMAR ROAD - MADISON, AL 35258 PHONE 800-882-8729 OR 256-722-8321	
EXCELLENCE, INC. CONFIDENTIAL PROPRIETARY	
COMPANY:	LEXINGTON - FAYETTE, KY
UNIT TYPE:	FREIGHTLINER M2 EMB (M-AD 160)
DATE:	DATE
APPROVED:	DATE
DATE:	04/13/18
DRAWING NUMBER:	PAINT
SHEET 20-3	



LEXINGTON

# Lexington-Fayette Urban County Government

Lexington, Kentucky  
Horse Capital of the World

Division of Central Purchasing

Date of Issue: April 3, 2018

## INVITATION TO BID #44-2018 Emergency Care Unit

**Bid Opening Date:** April 24, 2018 **Bid Opening Time:** 2:00 PM  
**Address:** 200 East Main Street, 3<sup>rd</sup> Floor, Room 338, Lexington, Kentucky 40507  
**Type of Bid:** Price Contract

**Pre Bid Meeting:** N/A **Pre Bid Time:** N/A  
**Address:** N/A

Sealed bids will be received in the office of the Division of Central Purchasing, 200 East Main Street, Lexington, Kentucky, until **2:00 PM**, prevailing local time on **04/24/2018**. Bids must be received by the above-mentioned date and time. Mailed bids should be sent to:

**Division of Central Purchasing**  
**200 East Main Street, Room 338**  
**Lexington, KY 40507, (859) 258-3320**

The Lexington-Fayette Urban County Government assumes no responsibility for bids that are not addressed and delivered as indicated above. **Bids that are not delivered to the Division of Central Purchasing by the stated time and date will be rejected.** All bids must be signed and have the company name and address, bid invitation number, and the name of the bid on the outside of the envelope.

Bids are to include all shipping costs to the point of delivery located at: 219 E. Third Street, Lexington, KY 40508

<p style="text-align: center;"><b>Check One:</b></p> <p><input checked="" type="checkbox"/> Bid Specifications Met <input type="checkbox"/> Exceptions to Bid Specifications. <i>Exceptions shall be itemized and attached to bid proposal submitted.</i></p>	<p><b>Proposed Delivery:</b>  <u>120</u> days after acceptance of bid. <i>or Less After Receipt of Chassis</i></p>
<p><b>Procurement Card Usage</b>—The Lexington-Fayette Urban County Government may be using Procurement Cards to purchase goods and services and also to make payments. Will you accept Procurement Cards? <input type="checkbox"/> Yes <input checked="" type="checkbox"/> No</p>	

Submitted by: Excellance, Inc.  
*Firm Name*

453 Lanier Road  
*Address*

Madison, AL 35758  
*City, State & Zip*

**Bid must be signed:** Charlie Epps  
*(original signature)* **Signature of Authorized Company Representative – Title**

Charlie Epps  
*Representative's Name (Typed or printed)*

256-772-9321 ext. 211 / 256-772-8792  
*Area Code - Phone - Extension Fax #*

charlie@excellance.com  
*E-Mail Address*

**AFFIDAVIT**

Comes the Affiant, Charlie Epps, and after being first duly sworn under penalty of perjury as follows:

1. His/her name is Charlie Epps and he/she is the individual submitting the bid or is the authorized representative of Excellance, Inc. the entity submitting the bid (hereinafter referred to as "Bidder")
2. Bidder will pay all taxes and fees, which are owed to the Lexington-Fayette Urban County Government at the time the bid is submitted, prior to award of the contract and will maintain a "current" status in regard to those taxes and fees during the life of the contract.
3. Bidder will obtain a Lexington-Fayette Urban County Government business license, if applicable, prior to award of the contract.
4. Bidder has authorized the Division of Central Purchasing to verify the above-mentioned information with the Division of Revenue and to disclose to the Urban County Council that taxes and/or fees are delinquent or that a business license has not been obtained.
5. Bidder has not knowingly violated any provision of the campaign finance laws of the Commonwealth of Kentucky within the past five (5) years and the award of a contract to the Bidder will not violate any provision of the campaign finance laws of the Commonwealth.
6. Bidder has not knowingly violated any provision of Chapter 25 of the Lexington-Fayette Urban County Government Code of Ordinances, known as "Ethics Act."
7. Bidder acknowledges that "knowingly" for purposes of this Affidavit means, with respect to conduct or to circumstances described by a statute or ordinance defining an offense, that a person is aware or should have been aware that his conduct is of that nature or that the circumstance exists.

Further, Affiant sayeth naught. Charlie Epps

STATE OF Alabama

COUNTY OF Alabama State at Large

The foregoing instrument was subscribed, sworn to and acknowledged before me by Charlie Epps on this the 17<sup>th</sup> day of April, 2018



My Commission expires: 4/14/2019

Lisa Barfield  
NOTARY PUBLIC, STATE AT LARGE

Please refer to Section II. Bid Conditions, Item "U" prior to completing this form.

**I. GREEN PROCUREMENT**

**A. ENERGY**

The Lexington-Fayette Urban County Government is committed to protecting our environment and being fiscally responsible to our citizens.

The Lexington-Fayette Urban County Government mandates the use of Energy Star compliant products if they are available in the marketplace (go to [www.Energystar.gov](http://www.Energystar.gov)). If these products are available, but not submitted in your pricing, your bid will be rejected as non-compliant.

ENERGY STAR is a government program that offers businesses and consumers energy-efficient solutions, making it easy to save money while protecting the environment for future generations.

Key Benefits

- These products use 25 to 50% less energy
- Reduced energy costs without compromising quality or performance
- Reduced air pollution because fewer fossil fuels are burned
- Significant return on investment
- Extended product life and decreased maintenance

**B. GREEN SEAL CERTIFIED PRODUCTS**

The Lexington-Fayette Urban County Government is also committed to using other environmentally friendly products that do not negatively impact our environment. Green Seal is a non-profit organization devoted to environmental standard setting, product certification, and public education.

Go to [www.Green Seal.org](http://www.Green Seal.org) to find available certified products. These products will have a reduced impact on the environment and on human health. The products to be used must be pre-approved by the LFUCG prior to commencement of any work in any LFUCG facility. If a Green Seal product is not available, the LFUCG must provide a signed waiver to use an alternate product. Please provide information on the Green Seal products being used with your bid response.

**C. GREEN COMMUNITY**

**The Lexington-Fayette Urban County Government (LFUCG) serves as a principal, along with the University of Kentucky and Fayette County Public Schools, in the Bluegrass Partnership for a Green Community. The Purchasing Team component of the Partnership collaborates on economy of scale purchasing that promotes and enhances environmental initiatives. Specifically, when applicable, each principal is interested in obtaining best value products and/or services which promote environment initiatives via solicitations and awards from the other principals.**

**If your company is the successful bidder on this Invitation For Bid, do you agree to extend the same product/service pricing to the other principals of the Bluegrass Partnership for a Green Community (i.e. University of Kentucky and Fayette County Schools) if requested?**

Yes  No

*declare such a contractor ineligible to bid on further contracts with that agency until such time as the contractor complies in full with the requirements of KRS 45.560 to 45.640.*

- (3) *The equal employment provisions of KRS 45.560 to 45.640 may be met in part by a contractor by subcontracting to a minority contractor or subcontractor. For the provisions of KRS 45.560 to 45.640, a minority contractor or subcontractor shall mean a business that is owned and controlled by one or more persons disadvantaged by racial or ethnic circumstances.*

KRS 45.630 Termination of existing employee not required, when

*Any provision of KRS 45.560 to 45.640 notwithstanding, no contractor shall be required to terminate an existing employee upon proof that that employee was employed prior to the date of the contract.*

KRS 45.640 Minimum skills

*Nothing in KRS 45.560 to 45.640 shall require a contractor to hire anyone who fails to demonstrate the minimum skills required to perform a particular job.*

It is recommended that all of the provisions above quoted to be included as special conditions in each contract. In the case of a contract exceeding \$250,000, the contractor is required to furnish evidence that his work-force in Kentucky is representative of the available work-force in the area from which he draws employees, or to supply an Affirmative Action plan which will achieve such representation during the life of the contract.

- U. Any party, firm or individual submitting a proposal pursuant to this invitation must be in compliance with the requirements of the Lexington-Fayette Urban County Government regarding taxes and fees before they can be considered for award of this invitation and must maintain a "current" status with regard to those taxes and fees throughout the term of the contract. The contractor must be in compliance with Chapter 13 from the Code of Ordinances of the Lexington-Fayette Urban County Government. The contractor must be in compliance with Ordinance 35-2000 pursuant to contractor registration with the Division of Building Inspection. If applicable, said business must have a Fayette County business license.

Pursuant to KRS 45A.343 and KRS 45A.345, the contractor shall

- (1) *Reveal any final determination of a violation by the contractor within the previous five year period pursuant to KRS Chapters 136 (corporation and utility taxes), 139 (sales and use taxes), 141 (income taxes), 337 (wages and hours), 338 (occupational safety and health of employees), 341 (unemployment and compensation) and 342 (labor and human rights) that apply to the contractor; and*
- (2) *Be in continuous compliance with the above-mentioned KRS provisions that apply to the contractor for the duration of the contract.*

A contractor's failure to reveal the above or to comply with such provisions for the duration of the contract shall be grounds for cancellation of the contract and disqualification of the contractor from eligibility for future contracts for a period of two (2) years.

- V. Vendors who respond to this invitation have the right to file a notice of contention associated with the bid process or to file a notice of appeal of the recommendation made by the Director of Central Purchasing resulting from this invitation.

Notice of contention with the bid process must be filed within 3 business days of the bid/proposal opening by (1) sending a written notice, including sufficient documentation to support contention, to the Director of the Division of Central Purchasing or (2) submitting a written request for a meeting with the Director of Central Purchasing to explain his/her contention with the bid process. After consulting with the Commissioner of Finance the Chief Administrative Officer and reviewing the documentation and/or hearing the vendor, the Director of Central Purchasing shall promptly respond in writing findings as to the compliance with bid processes. If, based on this review, a bid process irregularity is deemed to have occurred the Director of Central Purchasing will consult with the Commissioner of Finance, the Chief Administrative Officer and the Department of Law as to the appropriate remedy.

Notice of appeal of a bid recommendation must be filed within 3 business days of the bid recommendation by (1) sending a written notice, including sufficient documentation to support appeal, to the Director, Division of Central Purchasing or (2) submitting a written request for a meeting with the Director of Central Purchasing to explain his appeal. After reviewing the documentation and/or hearing the vendor and consulting with the Commissioner of Finance and the Chief Administrative Officer, the Director of Central Purchasing shall in writing, affirm or withdraw the recommendation.

### **III. Procurement Contract Bid Conditions**

- A. The terms of this agreement shall be for 1 year(s) from the date of acceptance of this contract by the Lexington-Fayette Urban County Government. This agreement may be automatically extended for an additional 1 year(s) renewal. This contract may be canceled by either party thirty (30) days after delivery by canceling party of written notice of intent to cancel to the other contracting party.
- B. Price Changes **(Space Checked Applies)**
  - ( ) 1. Prices quoted in response to the Invitation shall be firm prices for the first 90 days of the Procurement Contract. After 90 days, prices may be subject to revision and such changes shall be based on general industry changes. Revision may be either increases or decreases and may be requested by either party. There will be no more than one (1) price adjustment per quarter. Requests for price changes shall be received in writing at least twenty (20) days prior to the effective date and are subject to written acceptance before becoming effective. Proof of the validity of a request for revision shall be responsibility of the requesting party. The Lexington-Fayette Urban County Government shall receive the benefit of any decline that the seller shall offer his other accounts.
  - ( ) 2. No provision for price change is made herein. Prices are to be firm for the term of this contract.
  - (XXX) 3. See bid specifications.
- C. If any contract item is not available from the vendor, the Lexington-Fayette Urban County Government, at its option, may permit the item to be back-ordered or may procure the item on the open market.
- D. All invoices must bear reference to the Lexington-Fayette Urban County Government Purchasing document numbers which are being billed.
- E. This contract may be canceled by the Lexington-Fayette Urban County Government if it is determined that the Bidder has failed to perform under the terms of this agreement, such cancellation to be effective upon receipt of written notice of cancellation by the Bidder.
- F. No substitutions for articles specified herein may be made without prior approval of the Division of Central Purchasing.

## EQUAL OPPORTUNITY AGREEMENT

---

### Standard Title VI Assurance

The Lexington Fayette-Urban County Government, (hereinafter referred to as the "Recipient") hereby agrees that as a condition to receiving any Federal financial assistance from the U.S. Department of Transportation, it will comply with Title VI of the Civil Rights Act of 1964, 78Stat.252, 42 U.S.C. 2000d-4 (hereinafter referred to as the "Act"), and all requirements imposed by or pursuant to Title 49, Code of Federal Regulations, U.S. Department of Transportation, Subtitle A, Office of the Secretary, (49 CFR, Part 21) Nondiscrimination in Federally Assisted Program of the Department of Transportation – Effectuation of Title VI of the Civil Rights Act of 1964 (hereinafter referred to as the "Regulations") and other pertinent directives, no person in the United States shall, on the grounds of race, color, national origin, sex, age (over 40), religion, sexual orientation, gender identity, veteran status, or disability be excluded from participation in, be denied the benefits of, or be otherwise subjected to discrimination under any program or activity for which the Recipient receives Federal financial assistance from the U.S. Department of Transportation, including the Federal Highway Administration, and hereby gives assurance that will promptly take any necessary measures to effectuate this agreement. This assurance is required by subsection 21.7(a) (1) of the Regulations.

### The Law

- Title VII of the Civil Rights Act of 1964 (amended 1972) states that it is unlawful for an employer to discriminate in employment because of race, color, religion, sex, age (40-70 years) or national origin.
- Executive Order No. 11246 on Nondiscrimination under Federal contract prohibits employment discrimination by contractor and sub-contractor doing business with the Federal Government or recipients of Federal funds. This order was later amended by Executive Order No. 11375 to prohibit discrimination on the basis of sex.
- Section 503 of the Rehabilitation Act of 1973 states: *The Contractor will not discriminate against any employee or applicant for employment because of physical or mental disability.*
- Section 2012 of the Vietnam Era Veterans Readjustment Act of 1973 requires Affirmative Action on behalf of disabled veterans and veterans of the Vietnam Era by contractors having Federal contracts.
- Section 206(A) of Executive Order 12086, Consolidation of Contract Compliance Functions for Equal Employment Opportunity, states: *The Secretary of Labor may investigate the employment practices of any Government contractor or sub-contractor to determine whether or not the contractual provisions specified in Section 202 of this order have been violated.*


The Lexington-Fayette Urban County Government practices Equal Opportunity in recruiting, hiring and promoting. It is the Government's intent to affirmatively provide employment opportunities for those individuals who have previously not been allowed to enter into the mainstream of society. Because of its importance to the local Government, this policy carries the full endorsement of the Mayor, Commissioners, Directors and all supervisory personnel. In following this commitment to Equal Employment Opportunity and because the Government is the benefactor of the Federal funds, it is both against the Urban County Government policy and illegal for the Government to let contracts to companies which knowingly or unknowingly practice discrimination in their employment practices. Violation of the above mentioned ordinances may cause a contract to be canceled and the contractors may be declared ineligible for future consideration.

Please sign this statement in the appropriate space acknowledging that you have read and understand the provisions contained herein. Return this document as part of your application packet.



Bidders

*I/We agree to comply with the Civil Rights Laws listed above that govern employment rights of minorities, women, veteran status, disability and age.*

  
\_\_\_\_\_  
Signature

Excellance, Inc.  
\_\_\_\_\_  
Name of Business

**GENERAL PROVISIONS OF BID CONTRACT**

By signing the below, bidder acknowledges that it understands and agrees with the following provisions related to its bid response and the provision of any goods or services to LFUCG upon selection by LFUCG pursuant to the bid request:

1. Bidder shall comply with all Federal, State & Local regulations concerning this type of service or good. All applicable state laws, ordinances and resolutions (including but not limited to Section 2-33 (Discrimination due to sexual orientation or gender identity) and Chapter 13 (Licenses and Regulations) of the Lexington-Fayette Urban County Government Code of Ordinances, and Resolution No. 484-17 (Minority, Women, and Veteran-Owned Businesses)) and the regulations of all authorities having jurisdiction over the project shall apply to the contract, and shall be deemed to be incorporated herein by reference.
2. Failure to submit ALL forms and information required by LFUCG may be grounds for disqualification.
3. Addenda: All addenda and IonWave Q&A, if any, must be considered by the bidder in making its response, and such addenda shall be made a part of the requirements of the bid contract. Before submitting a bid response, it is incumbent upon bidder to be informed as to whether any addenda have been issued, and the failure of the bidder to cover any such addenda may result in disqualification of that response.
4. Bid Reservations: LFUCG reserves the right to reject any or all bid responses, to award in whole or part, and to waive minor immaterial defects in proposals. LFUCG may consider any alternative proposal that meets its basic needs.
5. Liability: LFUCG is not responsible for any cost incurred by bidder in the preparation of its response.
6. Changes/Alterations: Bidder may change or withdraw a proposal at any time prior to the opening; however, no oral modifications will be allowed. Only letters, or other formal written requests for modifications or corrections of a previously submitted proposal which is addressed in the same manner as the bid response, and received by LFUCG prior to the scheduled closing time for receipt of bids, will be accepted. The bid response when opened, will then be corrected in accordance with such written request(s), provided that the written request is contained in a sealed envelope which is plainly marked "modifications of bid response".
7. Clarification of Submittal: LFUCG reserves the right to obtain clarification of any point in a bid or to obtain additional information from any bidder.
8. Bribery Clause: By his/her signature on its response, bidder certifies that no employee of his/hers, any affiliate or subcontractor, has bribed or attempted to bribe an officer or employee of the LFUCG.
9. Additional Information: While not necessary, the bidder may include any product brochures, software documentation, sample reports, or other documentation that may assist LFUCG in better understanding and evaluating the bid response. Additional documentation shall not serve as a substitute for other documentation which is required by the LFUCG to be submitted with the bid response.
10. Ambiguity, Conflict or other Errors: If a bidder discovers any ambiguity, conflict, discrepancy, omission or other error in the bid request of LFUCG, it shall immediately notify LFUCG of such error in writing and request modification or clarification of the document if allowable by the LFUCG.
11. Agreement to Bid Terms: In submitting its bid response, the bidder agrees that it has carefully examined the specifications and all provisions relating to LFUCG's bid request, including but not limited to the bid contract.

By submission of its bid response, bidder states that it understands the meaning, intent and requirements of LFUCG's bid request and agrees to the same. The successful bidder shall warrant that it is familiar with and understands all provisions herein and shall warrant that it can comply with them. No additional compensation to bidder shall be authorized for services, expenses, or goods reasonably covered under these provisions that the bidder omits from its bid response.

12. **Cancellation:** LFUCG may unilaterally terminate the bid contract with the selected bidder(s) at any time, with or without cause, by providing at least thirty (30) days advance written notice unless a different advance written notice period is negotiated prior to contract approval. Payment for services or goods received prior to termination shall be made by the LFUCG provided these goods or services were provided in a manner acceptable to the LFUCG. Payment for those goods and services shall not be unreasonably withheld.
13. **Assignment of Contract:** The selected bidder(s) shall not assign or subcontract any portion of the bid contract with LFUCG without the express written consent of LFUCG. Any purported assignment or subcontract in violation hereof shall be void. It is expressly acknowledged that LFUCG shall never be required or obligated to consent to any request for assignment or subcontract; and further that such refusal to consent can be for any or no reason, fully within the sole discretion of LFUCG.
14. **No Waiver:** No failure or delay by LFUCG in exercising any right, remedy, power or privilege hereunder, nor any single or partial exercise thereof, nor the exercise of any other right, remedy, power or privilege shall operate as a waiver hereof or thereof. No failure or delay by LFUCG in exercising any right, remedy, power or privilege under or in respect of this bid proposal or bid contract shall affect the rights, remedies, powers or privileges of LFUCG hereunder or shall operate as a waiver thereof.
15. **Authority to do Business:** Each bidder must be authorized to do business under the laws of the Commonwealth of Kentucky and must be in good standing and have full legal capacity to provide the goods or services specified in the bid proposal. Each bidder must have all necessary right and lawful authority to submit the bid response and enter into the bid contract for the full term hereof including any necessary corporate or other action authorizing the bidder to submit the bid response and enter into this bid contract. If requested, the bidder will provide LFUCG with a copy of a corporate resolution authorizing this action and/or a letter from an attorney confirming that the proposer is authorized to do business in the Commonwealth of Kentucky. All bid responses must be signed by a duly authorized officer, agent or employee of the bidder.
16. **Governing Law:** This bid request and bid contract shall be governed by and construed in accordance with the laws of the Commonwealth of Kentucky. In the event of any proceedings regarding this matter, the bidder agrees that the venue shall be the Fayette County Circuit Court or the U.S. District Court for the Eastern District of Kentucky, Lexington Division and that the bidder expressly consents to personal jurisdiction and venue in such Court for the limited and sole purpose of proceedings relating to these matters or any rights or obligations arising thereunder.
17. **Ability to Meet Obligations:** Bidder affirmatively states that there are no actions, suits or proceedings of any kind pending against bidder or, to the knowledge of the bidder, threatened against the bidder before or by any court, governmental body or agency or other tribunal or authority which would, if adversely determined, have a materially adverse effect on the authority or ability of bidder to perform its obligations under this bid response or bid contract, or which question the legality, validity or enforceability hereof or thereof.
18. **Price Discrepancy:** When applicable, in case of price discrepancy, unit bid price written in words will prevail followed by unit price written in numbers then total amount bid per line item.
19. Bidder understands and agrees that its employees, agents, or subcontractors are not employees of LFUCG for any purpose whatsoever. Bidder is an independent contractor at all times related to the bid response or bid contract.
20. Contractor [or Vendor or Vendor's Employees] will not appropriate or make use of the Lexington-Fayette Urban County Government (LFUCG) name or any of its trade or service marks or property (including but not limited to any logo or seal), in any promotion, endorsement, advertisement, testimonial or similar use without the prior written consent of the government. If such consent is granted LFUCG reserves the unilateral right, in its sole discretion, to immediately terminate and revoke such use for any reason whatsoever. Contractor

agrees that it shall cease and desist from any unauthorized use immediately upon being notified by LFUCG.

21. If any term or provision of this bid contract shall be found to be illegal or unenforceable, the remainder of the contract shall remain in full force and such term or provision shall be deemed stricken.

Charlie Egan  
Signature

4-17-18  
Date

**WORKFORCE ANALYSIS FORM**

Name of Organization: Excellance, Inc.

Categories	Total	White (Not Hispanic or Latino)		Hispanic or Latino		Black or African-American (Not Hispanic or Latino)		Native Hawaiian and Other Pacific Islander (Not Hispanic or Latino)		Asian (Not Hispanic or Latino)		American Indian or Alaskan Native (not Hispanic or Latino)		Two or more races (Not Hispanic or Latino)		Total	
		M	F	M	F	M	F	M	F	M	F	M	F	M	F	M	F
Administrators	3	3														3	
Professionals	1		1														1
Superintendents																	
Supervisors	7	6	1													6	1
Foremen	6	5				1										6	
Technicians	46	34	2			7						3				44	2
Protective Service																	
Para-Professionals																	
Office/Clerical	14	8	6													8	6
Skilled Craft																	
Service/Maintenanc	1					1										1	
<b>Total:</b>	<b>78</b>	<b>56</b>	<b>10</b>			<b>9</b>						<b>3</b>				<b>68</b>	<b>10</b>

Prepared by: Dianne Beckwith HR Manager Date: 4 / 4 / 18  
(Name and Title)

Revised 2015-Dec-15

**DIRECTOR, DIVISION OF CENTRAL PURCHASING  
LEXINGTON-FAYETTE URBAN COUNTY GOVERNMENT  
200 EAST MAIN STREET  
LEXINGTON, KENTUCKY 40507**

**NOTICE OF REQUIREMENT FOR AFFIRMATIVE ACTION TO ENSURE  
EQUAL EMPLOYMENT OPPORTUNITIES AND DBE CONTRACT PARTICIPATION**

The Lexington-Fayette Urban County Government has set a goal that not less than ten percent (10%) of the total value of this contract be subcontracted to MBE/WBE's, and set a goal that not less than three percent (3%) of the total value of this contract be subcontracted to Veteran-Owned Small Businesses. The goal for the utilization of Certified MBE/WBE's and Veteran-Owned Small Businesses as subcontractors are recommended goals. Contractors who fail to meet such goals will be expected to provide written explanations to the Director of the Division of Central Purchasing of efforts they have made to accomplish the recommended goals and the extent to which they are successful in accomplishing the recommended goals will be a consideration in the procurement process.

For assistance in locating MBE/WBE Subcontractors contact Sherita Miller at 859/258-3320 or by writing the address listed below:

Sherita Miller, Division of Central Purchasing  
Lexington-Fayette Urban County Government  
200 East Main Street – Room 338  
Lexington, Kentucky 40507  
[smiller@lexingtonky.gov](mailto:smiller@lexingtonky.gov)

**Lexington-Fayette Urban County Government**  
**MWDBE PARTICIPATION GOALS**

A. GENERAL

- 1) The LFUCG request all potential contractors to make a concerted effort to include Minority-Owned (MBE), Woman-Owned (WBE), Disadvantaged (DBE) Business Enterprises and Veteran-Owned Small Businesses (VOSB) as subcontractors or suppliers in their bids.
- 2) Toward that end, the LFUCG has established 10% of total procurement costs as a Goal for participation of Minority-Owned, Woman-Owned and Disadvantaged Businesses on this contract.
- 3) **It is therefore a request of each Bidder to include in its bid, the same goal (10%) for MWDBE participation and other requirements as outlined in this section.**
- 4) The LFUCG has also established a 3% of total procurement costs as a Goal for participation for of Veteran-Owned Businesses.
- 5) **It is therefore a request of each Bidder to include in its bid, the same goal (3%) for Veteran-Owned participation and other requirements as outlined in this section.**

B. PROCEDURES

- 1) The successful bidder will be required to report to the LFUCG, the dollar amounts of all payments submitted to Minority-Owned, Woman-Owned or Veteran-Owned subcontractors and suppliers for work done or materials purchased for this contract. (See Subcontractor Monthly Payment Report)
- 2) Replacement of a Minority-Owned, Woman-Owned or Veteran-Owned subcontractor or supplier listed in the original submittal must be requested in writing and must be accompanied by documentation of Good Faith Efforts to replace the subcontractor / supplier with another MWDBE Firm; this is subject to approval by the LFUCG. (See LFUCG MWDBE Substitution Form)
- 3) For assistance in identifying qualified, certified businesses to solicit for potential contracting opportunities, bidders may contact:
  - a) The Lexington-Fayette Urban County Government, Division of Central Purchasing (859-258-3320)
- 4) The LFUCG will make every effort to notify interested MWDBE and Veteran-Owned subcontractors and suppliers of each Bid Package, including information on the scope of

work, the pre-bid meeting time and location, the bid date, and all other pertinent information regarding the project.

#### C. DEFINITIONS

- 1) A Minority-Owned Business Enterprise (MBE) is defined as a business which is certified as being at least 51% owned, managed and controlled by persons of African American, Hispanic, Asian, Pacific Islander, American Indian or Alaskan Native Heritage.
- 2) A Woman-Owned Business Enterprise (WBE) is defined as a business which is certified as being at least 51% owned, managed and controlled by one or more women.
- 3) A Disadvantaged Business (DBE) is defined as a business which is certified as being at least 51% owned, managed and controlled by a person(s) that are economically and socially disadvantaged.
- 4) A Veteran-Owned Small Business (VOSB) is defined as a business which is certified as being at least 51% owned, managed and controlled by a veteran and/or a service disabled veteran.
- 5) Good Faith Efforts are efforts that, given all relevant circumstances, a bidder or proposer actively and aggressively seeking to meet the goals, can reasonably be expected to make. In evaluating good faith efforts made toward achieving the goals, whether the bidder or proposer has performed the efforts outlined in the Obligations of Bidder for Good Faith Efforts outlined in this document will be considered, along with any other relevant factors.

#### D. OBLIGATION OF BIDDER FOR GOOD FAITH EFFORTS

- 1) **The bidder shall make a Good Faith Effort to achieve the Participation Goal for MWDBE and Veteran-Owned subcontractors/suppliers. The failure to meet the goal shall not necessarily be cause for disqualification of the bidder; however, bidders not meeting the goal are required to furnish with their bids written documentation of their Good Faith Efforts to do so.**
- 2) Award of Contract shall be conditioned upon satisfaction of the requirements set forth herein.
- 3) The Form of Proposal includes a section entitled "MWDBE Participation Form". The applicable information must be completed and submitted as outlined below.
- 4) **Failure to submit this information as requested may be cause for rejection of bid or delay in contract award.**

#### E. DOCUMENTATION REQUIRED FOR GOOD FAITH EFFORTS

- 1) Bidders reaching the Goal are required to submit only the MWDBE Participation Form." The form must be fully completed including names and telephone number of participating MWDBE firm(s); type of work to be performed; estimated value of the contract and value expressed as a percentage of the total Lump Sum Bid Price. The form must be signed and dated, and is to be submitted with the bid.
- 2) Bidders not reaching the Goal must submit the "MWDBE Participation Form", the "Quote Summary Form" and a written statement documenting their Good Faith Effort to do so. If bid includes no MWDBE and/or Veteran participation, bidder shall enter "None" on the

subcontractor / supplier form). In addition, the bidder must submit written proof of their Good Faith Efforts to meet the Participation Goal:

- a. Advertised opportunities to participate in the contract in at least two (2) publications of general circulation media; trade and professional association publications; small and minority business or trade publications; and publications or trades targeting minority, women and disadvantaged businesses not less than fifteen (15) days prior to the deadline for submission of bids to allow MWDBE firms and Veteran-Owned businesses to participate.
- b. Included documentation of advertising in the above publications with the bidders good faith efforts package
- c. Attended LFUCG Central Purchasing Economic Inclusion Outreach event
- d. Attended pre-bid meetings that were scheduled by LFUCG to inform MWDBEs and/or Veteran-Owned businesses of subcontracting opportunities
- e. Sponsored Economic Inclusion event to provide networking opportunities for prime contractors and MWDBE firms and Veteran-Owned businesses.
- f. Requested a list of MWDBE and/or Veteran subcontractors or suppliers from LFUCG and showed evidence of contacting the companies on the list(s).
- g. Contacted organizations that work with MWDBE companies for assistance in finding certified MWBDE firms and Veteran-Owned businesses to work on this project. Those contacted and their responses should be a part of the bidder's good faith efforts documentation.
- h. Sent written notices, by certified mail, email or facsimile, to qualified, certified MWDBEs and/or Veteran-Owned businesses soliciting their participation in the contract not less than seven (7) days prior to the deadline for submission of bids to allow them to participate effectively.
- i. Followed up initial solicitations by contacting MWDBEs and Veteran-Owned Businesses to determine their level of interest.
- j. Provided the interested MWBDE firm and/or Veteran-Owned business with adequate and timely information about the plans, specifications, and requirements of the contract.
- k. Selected portions of the work to be performed by MWDBE firms and/or Veteran-Owned businesses in order to increase the likelihood of meeting the contract goals. This includes, where appropriate, breaking out contract work items into economically feasible units to facilitate MWDBE and Veteran participation, even when the prime contractor may otherwise perform these work items with its own workforce
- l. Negotiated in good faith with interested MWDBE firms and Veteran-Owned businesses not rejecting them as unqualified without sound reasons based on a thorough investigation of their capabilities. Any rejection should be so noted in writing with a description as to why an agreement could not be reached.
- m. Included documentation of quotations received from interested MWDBE firms and

Veteran-Owned businesses which were not used due to uncompetitive pricing or were rejected as unacceptable and/or copies of responses from firms indicating that they would not be submitting a bid.

n. Bidder has to submit sound reasons why the quotations were considered unacceptable. The fact that the bidder has the ability and/or desire to perform the contract work with its own forces will not be considered a sound reason for rejecting a MWDBE and/or Veteran-Owned business's quote. Nothing in this provision shall be construed to require the bidder to accept unreasonable quotes in order to satisfy MWDBE and Veteran goals.

o. Made an effort to offer assistance to or refer interested MWDBE firms and Veteran-Owned businesses to obtain the necessary equipment, supplies, materials, insurance and/or bonding to satisfy the work requirements of the bid proposal

p. Made efforts to expand the search for MWBE firms and Veteran-Owned businesses beyond the usual geographic boundaries.

q. Other--any other evidence that the bidder submits which may show that the bidder has made reasonable good faith efforts to include MWDBE and Veteran participation.

**Note: Failure to submit any of the documentation requested in this section may be cause for rejection of bid. Bidders may include any other documentation deemed relevant to this requirement which is subject to review by the MBE Liaison. Documentation of Good Faith Efforts must be submitted with the Bid, if the participation Goal is not met.**





# LEXINGTON

## MINORITY BUSINESS ENTERPRISE PROGRAM

Sherita Miller, MPA  
Minority Business Enterprise Liaison  
Division of Central Purchasing  
Lexington-Fayette Urban County Government  
200 East Main Street  
Lexington, KY 40507  
[smiller@lexingtonky.gov](mailto:smiller@lexingtonky.gov)  
859-258-3323

**OUR MISSION:** The mission of the Minority Business Enterprise Program is to facilitate the full participation of minority and women owned businesses in the procurement process and to promote economic inclusion as a business imperative essential to the long term economic viability of Lexington-Fayette Urban County Government.

To that end the city council adopted and implemented Resolution 484-2017 – A Certified Minority, Women and Disadvantaged Business Enterprise ten percent (10%) minimum goal and a three (3%) minimum goal for Certified Veteran-Owned Small Businesses and Certified Service Disabled Veteran – Owned Businesses for government contracts.

The resolution states the following definitions shall be used for the purposes of reaching these goals (a full copy is available in Central Purchasing):

***Certified Disadvantaged Business Enterprise (DBE)*** – a business in which at least fifty-one percent (51%) is owned, managed and controlled by a person(s) who is socially and economically disadvantaged as defined by 49 CFR subpart 26.

***Certified Minority Business Enterprise (MBE)*** – a business in which at least fifty-one percent (51%) is owned, managed and controlled by an ethnic minority (i.e. African American, Asian American/Pacific Islander, Hispanic Islander, Native American/Native Alaskan Indian) as defined in federal law or regulation as it may be amended from time-to-time.

***Certified Women Business Enterprise (WBE)*** – a business in which at least fifty-one percent (51%) is owned, managed and controlled by a woman.

***Certified Veteran-Owned Small Business (VOSB)*** – a business in which at least fifty-one percent (51%) is owned, managed and controlled by a veteran who served on active duty with the U.S. Army, Air Force, Navy, Marines or Coast Guard.

***Certified Service Disabled Veteran Owned Small Business (SDVOSB)*** – a business in which at least fifty-one percent (51%) is owned, managed and controlled by a disabled veteran who served on active duty with the U.S. Army, Air Force, Navy, Marines or Coast Guard.

The term “Certified” shall mean the business is appropriately certified, licensed, verified, or validated by an organization or entity recognized by the Division of Purchasing as having the appropriate credentials to make a determination as to the status of the business.

We have compiled the list below to help you locate certified MBE, WBE and DBE certified businesses. Below is a listing of contacts for LFUCG Certified MWDBEs and Veteran-Owned Small Businesses in (<https://lexingtonky.ionwave.net>)

<b>Business</b>	<b>Contact</b>	<b>Email Address</b>	<b>Phone</b>
LFUCG	Sherita Miller	<a href="mailto:smiller@lexingtonky.gov">smiller@lexingtonky.gov</a>	859-258-3323
Commerce Lexington – Minority Business Development	Tyrone Tyra	<a href="mailto:ttyra@commercelexington.com">ttyra@commercelexington.com</a>	859-226-1625
Tri-State Minority Supplier Diversity Council	Susan Marston	<a href="mailto:smarston@tsmsdc.com">smarston@tsmsdc.com</a>	502-365-9762
Small Business Development Council	Shawn Rogers UK SBDC	<a href="mailto:shawn.rogers@uky.edu">shawn.rogers@uky.edu</a>	859-257-7666
Community Ventures Corporation	Phyllis Alcorn	<a href="mailto:palcorn@cvky.org">palcorn@cvky.org</a>	859-231-0054
KY Transportation Cabinet (KYTC)	Melvin Bynes	<a href="mailto:Melvin.bynes2@ky.gov">Melvin.bynes2@ky.gov</a>	502-564-3601
KYTC Pre-Qualification	Shella Eagle	<a href="mailto:Shella.Eagle@ky.gov">Shella.Eagle@ky.gov</a>	502-782-4815
Ohio River Valley Women’s Business Council (WBENC)	Sheila Mixon	<a href="mailto:smixon@orwbc.org">smixon@orwbc.org</a>	513-487-6537
Kentucky MWBE Certification Program	Yvette Smith, Kentucky Finance Cabinet	<a href="mailto:Yvette.Smith@ky.gov">Yvette.Smith@ky.gov</a>	502-564-8099
National Women Business Owner’s Council (NWBOC)	Janet Harris-Lange	<a href="mailto:janet@nwbo.org">janet@nwbo.org</a>	800-675-5066
Small Business Administration	Robert Coffey	<a href="mailto:robertcoffey@sba.gov">robertcoffey@sba.gov</a>	502-582-5971
LaVoz de Kentucky	Andres Cruz	<a href="mailto:lavozdeky@yahoo.com">lavozdeky@yahoo.com</a>	859-621-2106
The Key News Journal	Patrice Muhammad	<a href="mailto:production@keynewsjournal.com">production@keynewsjournal.com</a>	859-685-8488



**LFUCG MWDBE PARTICIPATION FORM**

Bid/RFP/Quote Reference # \_\_\_\_\_

The MWDBE and/or veteran subcontractors listed have agreed to participate on this Bid/RFP/Quote. If any substitution is made or the total value of the work is changed prior to or after the job is in progress, it is understood that those substitutions must be submitted to Central Purchasing for approval immediately. **Failure to submit a completed form may cause rejection of the bid.**

MWDBE Company, Name, Address, Phone, Email	MBE WBE or DBE	Work to be Performed	Total Dollar Value of the Work	% Value of Total Contract
1.				
2.				
3.				
4.				

The undersigned company representative submits the above list of MWDBE firms to be used in accomplishing the work contained in this Bid/RFP/Quote. Any misrepresentation may result in the termination of the contract and/or be subject to applicable Federal and State laws concerning false statements and false claims.

Excellance, Inc  
Company

Thomas Pugh  
Company Representative

4/9/2018  
Date

National Accounts Manager  
Title



# LEXINGTON

## LFUCG MWDBE PARTICIPATION FORM

Bid/RFP/Quote Reference # \_\_\_\_\_

The MWDBE and/or veteran subcontractors listed have agreed to participate on this Bid/RFP/Quote. If any substitution is made or the total value of the work is changed prior to or after the job is in progress, it is understood that those substitutions must be submitted to Central Purchasing for approval immediately. Failure to submit a completed form may cause rejection of the bid.

MWDBE Company, Name, Address, Phone, Email	MBE WBE or DBE	Work to be Performed	Total Dollar Value of the Work	% Value of Total Contract
1.				
2.				
3.				
4.				

The undersigned company representative submits the above list of MWDBE firms to be used in accomplishing the work contained in this Bid/RFP/Quote. Any misrepresentation may result in the termination of the contract and/or be subject to applicable Federal and State laws concerning false statements and false claims.

Excellance, Inc  
Company

Thomas Pugh  
Company Representative

4/9/2018  
Date

National Accounts Manager  
Title



# LEXINGTON

## LFUCG MWDBE SUBSTITUTION FORM

Bid/RFP/Quote Reference # \_\_\_\_\_

The substituted MWDBE and/or veteran subcontractors listed below have agreed to participate on this Bid/RFP/Quote. These substitutions were made prior to or after the job was in progress. These substitutions were made for reasons stated below and are now being submitted to Central Purchasing for approval. By the authorized signature of a representative of our company, we understand that this information will be entered into our file for this project. Failure to submit this form may cause rejection of the bid.

SUBSTITUTED MWDBE Company Name, Address, Phone, Email	MWDBE Formally Contracted/ Name, Address, Phone, Email	Work to Be Performed	Reason for the Substitution	Total Dollar Value of the Work	% Value of Total Contract
1.					
2.					
3.					
4.					

The undersigned acknowledges that any misrepresentation may result in termination of the contract and/or be subject to applicable Federal and State laws concerning false statements and false claims.

Excellance, Inc.  
Company

4/9/2018  
Date

Thomas Pugh  
Company Representative

National Accounts Manager  
Title



# LEXINGTON

## MWDBE QUOTE SUMMARY FORM

Bid/RFP/Quote Reference # \_\_\_\_\_

The undersigned acknowledges that the minority and/or veteran subcontractors listed on this form did submit a quote to participate on this project. Failure to submit this form may cause rejection of the bid.

Company Name	Contact Person
Address/Phone/Email	Bid Package / Bid Date

MWDBE Company Address	Contact Person	Contact Information (work phone, Email, cell)	Date Contacted	Services to be performed	Method of Communication (email, phone meeting, ad, event etc)	Total dollars \$\$ Do Not Leave Blank (Attach Documentation)	MBE * AA HA AS NA Female	Veteran

(MBE designation / AA=African American / HA= Hispanic American/AS = Asian American/Pacific Islander/ NA= Native American)

The undersigned acknowledges that all information is accurate. Any misrepresentation may result in termination of the contract and/or be subject to applicable Federal and State laws concerning false statements and claims.

Excellance, Inc.  
Company

4/9/2018  
Date

Thomas Pugh  
Company Representative

National Accounts Manager  
Title



# LEXINGTON

## LFUCG SUBCONTRACTOR MONTHLY PAYMENT REPORT

The LFUCG has a 10% goal plan adopted by city council to increase the participation of minority and women owned businesses in the procurement process. The LFUCG also has a 3% goal plan adopted by cited council to increase the participation of veteran owned businesses in the procurement process. In order to measure that goal LFUCG will track spending with MWDBE and Veteran contractors on a monthly basis. By the signature below of an authorized company representative, you certify that the information is correct, and that each of the representations set forth below is true. Any misrepresentation may result in termination of the contract and/or prosecution under applicable Federal and State laws concerning false statements and false claims. Please submit this form monthly to the Division of Central Purchasing/ 200 East Main Street / Room 338 / Lexington, KY 40507.

Bid/RFP/Quote # \_\_\_\_\_  
 Total Contract Amount Awarded to Prime Contractor for this Project \_\_\_\_\_

Project Name/ Contract #	Work Period/ From: _____ To: _____
Company Name:	Address: _____
Federal Tax ID:	Contact Person: _____

Subcontractor Vendor ID (name, address, phone, email)	Description of Work	Total Subcontract Amount	% of Total Contract Awarded to Prime for this Project	Total Amount Paid for this Period	Purchase Order number for subcontractor work (please attach PO)	Scheduled Project Start Date	Scheduled Project End Date

By the signature below of an authorized company representative, you certify that the information is correct, and that each of the representations set forth below is true. Any misrepresentations may result in the termination of the contract and/or prosecution under applicable Federal and State laws concerning false statements and false claims.

Excellence, Inc.  
 Company

Thomas Pugh  
 Company Representative

4/9/2018  
 Date

National Accounts Manager  
 Title

**LFUCG STATEMENT OF GOOD FAITH EFFORTS**

Bid/RFP/Quote # \_\_\_\_\_

By the signature below of an authorized company representative, we certify that we have utilized the following Good Faith Efforts to obtain the maximum participation by MWDBE and Veteran-Owned business enterprises on the project and can supply the appropriate documentation.

\_\_\_\_\_ Advertised opportunities to participate in the contract in at least two (2) publications of general circulation media; trade and professional association publications; small and minority business or trade publications; and publications or trades targeting minority, women and disadvantaged businesses not less than fifteen (15) days prior to the deadline for submission of bids to allow MWDBE firms and Veteran-Owned businesses to participate.

\_\_\_\_\_ Included documentation of advertising in the above publications with the bidders good faith efforts package

\_\_\_\_\_ Attended LFUCG Central Purchasing Economic Inclusion Outreach event

\_\_\_\_\_ Attended pre-bid meetings that were scheduled by LFUCG to inform MWDBEs and/or Veteran-Owned Businesses of subcontracting opportunities

\_\_\_\_\_ Sponsored Economic Inclusion event to provide networking opportunities for prime contractors and MWDBE firms and Veteran-Owned businesses

\_\_\_\_\_ Requested a list of MWDBE and/or Veteran subcontractors or suppliers from LFUCG and showed evidence of contacting the companies on the list(s).

\_\_\_\_\_ Contacted organizations that work with MWDBE companies for assistance in finding certified MWBDE firms and Veteran-Owned businesses to work on this project. Those contacted and their responses should be a part of the bidder's good faith efforts documentation.

\_\_\_\_\_ Sent written notices, by certified mail, email or facsimile, to qualified, certified MWDBEs soliciting their participation in the contract not less than seven (7) days prior to the deadline for submission of bids to allow them to participate effectively.

\_\_\_\_\_ Followed up initial solicitations by contacting MWDBEs and Veteran-Owned businesses to determine their level of interest.

\_\_\_\_\_ Provided the interested MWBDE firm and/or Veteran-Owned business with adequate and timely information about the plans, specifications, and requirements of the contract.

\_\_\_\_\_ Selected portions of the work to be performed by MWDBE firms and/or Veteran-Owned businesses in order to increase the likelihood of meeting the contract goals. This includes, where appropriate, breaking out contract work items into economically feasible units to facilitate MWDBE and Veteran participation, even when the prime contractor may otherwise perform these work items with its own workforce

\_\_\_\_\_ Negotiated in good faith with interested MWDBE firms and Veteran-Owned businesses not rejecting them as unqualified without sound reasons based on a thorough investigation of their capabilities. Any rejection should be so noted in writing with a description as to why an agreement could not be reached.

\* N/A



\_\_\_\_\_ Included documentation of quotations received from interested MWDBE firms and Veteran-Owned businesses which were not used due to uncompetitive pricing or were rejected as unacceptable and/or copies of responses from firms indicating that they would not be submitting a bid.

\_\_\_\_\_ Bidder has to submit sound reasons why the quotations were considered unacceptable. The fact that the bidder has the ability and/or desire to perform the contract work with its own forces will not be considered a sound reason for rejecting a MWDBE and/or Veteran-Owned business's quote. Nothing in this provision shall be construed to require the bidder to accept unreasonable quotes in order to satisfy MWDBE and Veteran goals.

\_\_\_\_\_ Made an effort to offer assistance to or refer interested MWDBE firms and Veteran-Owned businesses to obtain the necessary equipment, supplies, materials, insurance and/or bonding to satisfy the work requirements of the bid proposal

\_\_\_\_\_ Made efforts to expand the search for MWBE firms and Veteran-Owned businesses beyond the usual geographic boundaries.

\_\_\_\_\_ Other--any other evidence that the bidder submits which may show that the bidder has made reasonable good faith efforts to include MWDBE and Veteran participation.

**NOTE: Failure to submit any of the documentation requested in this section may be cause for rejection of bid. Bidders may include any other documentation deemed relevant to this requirement which is subject to approval by the MBE Liaison. Documentation of Good Faith Efforts must be submitted with the Bid, if the participation Goal is not met.**

The undersigned acknowledges that all information is accurate. Any misrepresentations may result in termination of the contract and/or be subject to applicable Federal and State laws concerning false statements and claims.

Excellance, Inc.  
Company

4/9/2018  
Date

Thomas Pugh  
Company Representative

National Accounts Manager  
Title

\* N/A

**LEXINGTON DIVISION OF FIRE & FIRE SERVICES**

**SPECIFICATIONS FOR:  
BID# 44-2018 EMERGENCY CARE UNIT**

**One original and one copy of your bid is required.**

**INTENT OF SPECIFICATIONS:**

It is the intent of this specification to cover the furnishing and delivery of one (1) Emergency Care Unit ("EC Unit"), Model Type I as herein described. The purpose of this process is to obtain the best, most acceptable EC Units for the service of the Lexington-Fayette Urban County Government Division of Fire and Emergency Services ("Buyer"). This specification covers only the general requirements of the construction and testing to which the EC Units must conform, in addition to certain details regarding the finish, equipment and appliances with which the successful bidder must conform. Minor details of construction and materials, where not otherwise specified, are left to the discretion of the contractor, who shall be solely responsible for the design and construction of all features. EC Units proposed by the bidder shall meet the requirements of both (1) the federal specifications for the Star-of-Life Ambulance (KKK-A-1822F) and (2) Federal Motor Vehicle Standards, except where amended herein. Loose equipment shall be provided only as stated in the following pages.

Bids will only be considered from companies ("Bidders"), which have an established reputation in the field of Emergency Care Units construction and have been in business for a minimum of twenty (20) years. Further, the bidder shall maintain dedicated service facilities at his manufacturing location for the repair and service of the products. Evidence of such a facility shall be included in the bidder's proposal.

Each bidder shall furnish satisfactory evidence of his ability to construct the EC Units as specified and shall state the location of the factory where the EC Units are to be built. They shall also demonstrate that they are in the position to render prompt service and to furnish replacement parts for said EC Units.

Each bid shall be accompanied by a set of "Contractor's Specifications." These specifications shall consist of a detailed description of the EC Units and equipment proposed, including the size, type, make and model of all component parts and equipment. They will also indicate the tests and standards to which the EC Units furnished under contract must conform.

Manufacturers shall provide specifics of construction, construction methods, components and operational data with bid.

**QUALITY AND WORKMANSHIP:**

The design of the EC Units must embody the latest approved automotive engineering practices. The workmanship must be of the highest quality in its respective field. Special consideration will be given to the following points:

- A. Accessibility to and ease of operation of the various items which require periodic maintenance.
- B. Welding
  1. Welding shall not be employed in the assembly of the EC Units in a manner that will prevent the ready removal of any component part for service or repair.
  2. All steel welding will be in compliance with the American Welding Society Standard D1.1-96.
  3. All aluminum welding shall be in compliance with the American Welding Society and ANSI D1.2-96.
  4. All welding personnel will be certified as "Qualified" under AWS welding codes.

5. The manufacturer is required to have an American Welding Society certified Welding Inspector in the plant during working hours to monitor weld quality.

**PURCHASER'S RIGHTS:**

ACCEPTANCE OR REJECTION: The Purchaser reserves the right to accept or reject any and all bids on such basis, as deems to be in the best interest of the purchaser and is not bound to accept the lowest bid.

BID PROPOSAL TIME LIMITS AND BID WITHDRAWALS: All bids submitted to the purchaser shall remain in effect for a period of (60) sixty calendar days.

Only written bid withdrawals will be accepted by the purchaser.

**PENALTY CLAUSE**

There shall be a \$500.00 per business day penalty imposed against the final price of the completed vehicle for every day beyond 120 days from the date that all signed and/or approved paperwork is completed and the chassis has been received (whichever occurs last) by the successful bidder.

The successful bidder shall verify in writing to the Purchaser that the chassis has been ordered within seven (7) working days of the signed purchase order. The successful bidder shall also verify in writing as to the date that the chassis is received.

**VENDOR QUALIFICATIONS:**

All bidders shall be members in good standing of the Ford Motor Company Qualified Vehicle Modifier Program (Q.V.M.) Each bidder shall supply a copy of his Q.V.M. Certification with the bid.

If for any reason the Q.V.M. Certification was withdrawn or suspended by Ford Motor Company within the past five years, the bidder shall supply a full written explanation of the Q.V.M. withdrawal or suspension and any corrective actions taken to regain Q.V.M. Certification.

**DRUG FREE WORKPLACE:**

The bidder shall conduct business as a Drug Free Work-place. The Bidder/manufacturer shall provide notice to their employees as required under the Drug-Free Workplace Act of 1988. A copy of the bidder's Drug-Free Workplace policy shall be furnished to the purchaser upon request.

**DELIVERY:**

The successful bidder shall deliver each EC Unit to the Division of Fire & Emergency Services facility at 219 East Third Street, Lexington, Kentucky, or the buyer may opt to pick up the units at the factory. In the latter case, a prior agreed-upon savings shall apply which should be noted in the bid. Upon receipt by the buyer, the vehicles shall contain a full tank of fuel and shall be serviced in accordance with the manufacturer's recommendations. Units shall be ready to operate.

In order to ensure proper break-in of all components while still under warranty, each EC Unit shall be delivered under its own power. Rail or truck freight is not acceptable. If the buyer so desires, a qualified delivery engineer (representing the contractor) shall deliver the EC Unit(s). This engineer shall be available at the discretion of the buyer and will remain in the City a length of time sufficient to instruct Fire Personnel in the proper operation, care, and maintenance of the equipment delivered.

### **INFORMATION REQUIREMENTS:**

At the time of delivery the manufacturer must supply complete operation and maintenance manuals and as-built schematic drawings covering the completed EC Units delivered.

### **PERFORMANCE TESTS AND REQUIREMENTS:**

Bidders must adhere to and show proof of the following tests and certifications:

- A) **PRODUCT TESTING:** The Bidder shall be a member in good standing with the National Truck Equipment Association (N.T.E.A.) The bidder shall supply a letter with the bid response to verify current membership.
  
- B) **AMD STANDARD 001: STATIC LOAD TEST:** The ambulance described herein shall be tested to the National Truck Equipment Associations Ambulance Division, Standard 001 - Static Load Test except the test weight shall be at least 2.5 times the test weight imposed by A.M.D. 001. The test results shall be certified by an independent testing laboratory. The certified test results will be supplied to the purchaser.
  
- C) **KKK-A-1822-F - TESTING CERTIFICATION:** The bidder shall provide documentation within this bid proposal, which verifies that all KKK-A-1822 - F testing is current and certified by an independent Engineering firm. A plaque denoting compliance with this standard shall be affixed to the inside of the oxygen cylinder compartment.
  
- D) **QUALITY ASSURANCE - SPECIFICATION COMPLIANCE:** The manufacturer shall inspect and test all systems, electrical loads, per Federal specification KKK-A-1822-F Section 4. Testing results shall be documented and displayed in the Oxygen compartment and/or supplied with the vehicle delivery handbook.  
NOTE: The purchasers will have zero tolerance towards bidder/vendors who state compliance to specifications, but delivers an incomplete product and/or substandard materials and workmanship.

### **LIABILITY:**

As a condition of bid acceptance, the bidder shall assume the responsibility of defending any and all suits and assumes liability for the use of any patented process, device, or article forming a part of the EC Units or any appliance furnished under the contract.

The bidder shall also carry a \$10,000,000 Product Liability policy, and include with the bid a copy of the insurance policy showing said amount.

### **SPECIFICATION BID REQUIREMENTS:**

Bidders must submit two (2) copies of their submission. Bidders must indicate in the "Yes/No" column if their bid complies on each ITEM (PARAGRAPH) specified. **Exceptions shall be listed and fully explained on a separate page.** All exceptions shall be stated no matter how seemingly minor. Any exceptions not taken shall be assumed by the purchaser to be included in the proposal, regardless of the cost to the bidder. Exceptions shall be considered only if they are equal or superior to the specification and provided they are listed and fully explained on a separate page. **The decision as to whether any exception is approved, as being equivalent or superior, shall be entirely that of the Chief of the Division of Fire & Emergency Services.**

**Bids taking total exception to specifications shall not be acceptable.**

Also, bidders shall submit a detailed proposal. A letter only, even though written on a company letterhead, shall not be sufficient. Bid proposals shall be submitted in the same sequence as specifications for ease of evaluation, comparison and checking of compliance. **An exception to these requirements shall not be acceptable.**

#### **BID BOND:**

Each bid shall be accompanied by a Bid Bond in the amount of five percent (5%) of the total bid price. The bond is to be furnished by **THE COMPANY, WHICH WILL MANUFACTURE THE EMERGENCY CARE UNITS PROPOSED. BID BONDS BY SALES PERSONNEL OR AGENTS OF THE MANUFACTURER ARE NOT ACCEPTABLE.** Bids must remain firm for a period of sixty (60) days. Any exceptions to this requirement may be cause for rejection of a bid.

#### **APPROVAL DRAWINGS:**

A drawing of the EC Units shall be prepared by the manufacturer and be approved by the purchaser before construction begins. Both the purchaser's and manufacturer's representative shall have a copy of this drawing, which shall become a part of the total contract. It must include, but is not limited to, such items as the chassis being utilized, lights, horns, sirens, compartment locations and dimensions, etc. Print is to be a visual interpretation of the EC Unit to be built. Any exception to these requirements may be cause for rejection. For production purposes, computer- aided design (CAD) drawings may be used to reference the final drawings.

A "revised" approval drawing of the apparatus shall be prepared and submitted by the manufacturer to the purchaser showing any changes made to the approval drawing.

#### **PERFORMANCE BOND:**

The successful bidder is required to furnish to the Division of Central Purchasing a 100% Performance Bond within seven (7) days after notification of the intent to award contract. **THE PERFORMANCE BOND MUST BE FURNISHED BY THE SUCCESSFUL BIDDER. BONDS PROVIDED BY SALES PERSONS OR AGENTS ARE NOT ACCEPTABLE. THE PERFORMANCE BOND PRICE SHOULD BE INCLUDED IN THE TOTAL COST OF YOUR BID.**

#### **MANUALS AND VIDEO TAPE:**

**REQUIRED DELIVERY ITEMS:** The Manufacturer will provide the following to the Purchaser, upon ambulance completion:

- A) Two (2) illustrated parts manuals for each EC Unit shall be provided by the manufacturer upon delivery of the EC Units. Parts description is to be of the expanded-drawing type and shall show all component parts;
- B) Two (2) copies of the Master Shop Repair Manual, one (1) in text format, and one (1) in electronic format (CD or DVD);
- C) One (1) complete Parts Manual (text)
- D) One (1) Operator's Manual (per EC Unit supplied);

**\*\*Note:** All manuals shall be factory-printed, official editions.

#### **INSPECTION TRIPS:**

The successful bidder shall supply an allowance for transportation for a minimum of four Lexington Fire/EMS personnel. The transportation allowance shall provide for lodging, food, rental car and any other acceptable expense necessary. There shall be allowance enough for a minimum of two trips included in the price of the bid to be performed. Lexington Fire/EMS administrators shall determine the

purpose, times and dates for each trip coordinating with the successful bidder. All expenses associated with this travel allowance shall be documented individually on a spread sheet and submitted for review to the Fire/EMS representatives for approval. Any money left over from this allowance shall result in a reduction in the final invoice amount of the ambulance purchase.

**TESTING AND INSPECTION:**

The EC Units furnished, as required herein, shall be physically inspected at the delivery site (219 E. Third St. Lexington, KY 40508) by Urban County Government personnel before each unit is accepted ("Acceptance Inspection"). Appropriate measurements may be taken to ensure compliance with the specifications.

**GENERAL:**

*Literature:*

Factory-printed literature shall contain complete specifications and warranty, shall be submitted with the bid, and becomes an integral part of the bid. If literature submitted does not indicate compliance with specifications contained herein and bidder's firm can meet these specifications with accepted modifications, it must be stated in writing, listing necessary modifications and submitted as an integral part of the bid.

Additionally, it is the intent of these specifications and for the bidder to guarantee pricing for a term of (24) Twenty Four-months. This requirement includes, but not limited to, the cab, chassis, engine, transmission, Modular Body, and equipment. The original bid price shall be binding. The only acceptable exceptions to this requirement may only be due to increased costs for the Chassis itself. In the event that the chassis cost increases and an adjustment to price must be made then the successful bidder must supply supporting documentation supplied by the chassis provider with an explanation as to why an increase in price is required.

**MAXIMUM OVERALL HEIGHT:**

The maximum overall height of the apparatus shall not exceed 115" from the ground to the top of the modular body.

**MAXIMUM OVERALL LENGTH:**

The maximum overall length of the apparatus shall not exceed 335"

**CAB/CHASSIS SPECIFICATIONS:**

	PRL-16M	M2 PRL-16M (EFF:04/25/17)
<b>Data Version</b>	DRL-001	SPECPRO21 DATA RELEASE VER 001
<b>Interior Convenience/Driver Retention Package</b>	055-998	NO INTERIOR CONVENIENCE PACKAGE
<b>Vehicle Configuration</b>	001-172	M2 106 CONVENTIONAL CHASSIS
	004-219	2019 MODEL YEAR SPECIFIED
	002-004	SET BACK AXLE - TRUCK
	019-002	STRAIGHT TRUCK PROVISION
	003-001	LH PRIMARY STEERING LOCATION
<b>General Service</b>	AA1-002	TRUCK CONFIGURATION
	AA6-002	DOMICILED, USA (EXCLUDING CALIFORNIA AND CARB OPT-IN STATES)
	A85-006	RESCUE AND EMERGENCY SERVICE
	A84-1EV	EMERGENCY VEHICLES BUSINESS SEGMENT
	AA4-011	FIXED LOAD COMMODITY
	AA5-002	TERRAIN/DUTY: 100% (ALL) OF THE TIME, IN TRANSIT, IS SPENT ON PAVED ROADS
	AB1-008	MAXIMUM 8% EXPECTED GRADE
	AB5-001	SMOOTH CONCRETE OR ASPHALT PAVEMENT - MOST SEVERE IN-TRANSIT (BETWEEN SITES) ROAD SURFACE
	995-091	MEDIUM TRUCK WARRANTY
	A66-99D	EXPECTED FRONT AXLE(S) LOAD : 9880.0 lbs
	A68-99D	EXPECTED REAR DRIVE AXLE(S) LOAD : 12000.0 lbs
	A63-99D	EXPECTED GROSS VEHICLE WEIGHT CAPACITY : 21880.0 lbs
<b>Truck Service</b>	AA3-024	AMBULANCE BODY
	A88-99D	EXPECTED TRUCK BODY LENGTH : 0.0 ft
	AF7-99D	EXPECTED BODY/PAYLOAD CG HEIGHT ABOVE FRAME "XX" INCHES : 32.0 in
<b>Engine</b>	101-21U	CUM B6.7 250 HP @ 2400 RPM, 2600 GOV, 660 LB/FT @ 1600 RPM
<b>Electronic Parameters</b>	79A-075	75 MPH ROAD SPEED LIMIT
	79B-000	CRUISE CONTROL SPEED LIMIT SAME AS ROAD SPEED LIMIT

80J-002 REGEN INHIBIT SPEED THRESHOLD - 5  
MPH

**Engine Equipment**

99C-017 2016 ONBOARD DIAGNOSTICS/2010  
EPA/CARB/FINAL GHG17  
CONFIGURATION

99D-010 NO 2008 CARB EMISSION  
CERTIFICATION

13E-001 STANDARD OIL PAN

105-001 ENGINE MOUNTED OIL CHECK AND  
FILL

133-004 ONE PIECE VALVE COVER

014-1B5 SIDE OF HOOD AIR INTAKE WITH  
DONALDSON HIGH CAPACITY AIR  
CLEANER WITH SAFETY ELEMENT,  
FIREWALL MOUNTED

124-1E7 DR 12V 275 AMP 40-SI BRUSHLESS PAD  
ALTERNATOR WITH REMOTE  
BATTERY VOLTAGE SENSE

292-098 (2) ALLIANCE MODEL 1231, GROUP 31,  
12 VOLT MAINTENANCE FREE 2250  
CCA THREADED STUD BATTERIES

290-017 BATTERY BOX FRAME MOUNTED

281-001 STANDARD BATTERY JUMPERS

282-001 SINGLE BATTERY BOX FRAME  
MOUNTED LH SIDE UNDER CAB

291-017 WIRE GROUND RETURN FOR BATTERY  
CABLES WITH ADDITIONAL FRAME  
GROUND RETURN

289-001 NON-POLISHED BATTERY BOX COVER

107-032 CUMMINS TURBOCHARGED 18.7 CFM  
AIR COMPRESSOR WITH INTERNAL  
SAFETY VALVE

108-002 STANDARD MECHANICAL AIR  
COMPRESSOR GOVERNOR

131-013 AIR COMPRESSOR DISCHARGE LINE

152-039 GVG, FIRE AND EMERGENCY SERVICE  
VEHICLES ENGINE WARNING

128-076 CUMMINS EXHAUST BRAKE INTEGRAL  
WITH VARIABLE GEOMETRY TURBO  
WITH ON/OFF DASH SWITCH

016-1DD RH OUTBOARD UNDER STEP  
MOUNTED HORIZONTAL  
AFTERTREATMENT SYSTEM  
ASSEMBLY WITH LH HORIZONTAL  
TAILPIPE EXITING FORWARD OF REAR  
TIRES

28F-007 ENGINE AFTERTREATMENT DEVICE,  
AUTOMATIC OVER THE ROAD ACTIVE  
REGENERATION AND DASH MOUNTED  
SINGLE REGENERATION  
REQUEST/INHIBIT SWITCH

239-001 STANDARD EXHAUST SYSTEM  
LENGTH

237-027 LH HORIZONTAL TAILPIPE, EXIT  
FORWARD OF REAR TIRES

\* 23U-001 6 GALLON DIESEL EXHAUST FLUID  
TANK



30N-003	100 PERCENT DIESEL EXHAUST FLUID FILL
43X-002	LH MEDIUM DUTY STANDARD DIESEL EXHAUST FLUID TANK LOCATION
23Y-002	DIESEL EXHAUST FLUID PUMP MOUNTED AFT OF DIESEL EXHAUST FLUID TANK
43Y-001	STANDARD DIESEL EXHAUST FLUID TANK CAP
273-035	HORTON HT650 FRONTAL AIR ON/OFF ENGINE FAN CLUTCH
276-001	AUTOMATIC FAN CONTROL WITHOUT DASH SWITCH, NON ENGINE MOUNTED
110-003	CUMMINS SPIN ON FUEL FILTER
118-001	FULL FLOW OIL FILTER
266-078	950 SQUARE INCH ALUMINUM RADIATOR
103-039	ANTIFREEZE TO -34F, OAT (NITRITE AND SILICATE FREE) EXTENDED LIFE COOLANT
171-007	GATES BLUE STRIPE COOLANT HOSES OR EQUIVALENT
172-001	CONSTANT TENSION HOSE CLAMPS FOR COOLANT HOSES
270-016	RADIATOR DRAIN VALVE
168-002	LOWER RADIATOR GUARD
138-010	PHILLIPS-TEMRO 750 WATT/115 VOLT BLOCK HEATER
140-022	CHROME ENGINE HEATER RECEPTACLE MOUNTED UNDER LH DOOR
134-001	ALUMINUM FLYWHEEL HOUSING
132-004	ELECTRIC GRID AIR INTAKE WARMER
155-057	DELCO 12V 29MT STARTER WITH INTEGRATED MAGNETIC SWITCH

#### Transmission

342-1MT	ALLISON 2500 EVS AUTOMATIC TRANSMISSION WITH PTO PROVISION
---------	--

#### Transmission Equipment

343-301	ALLISON VOCATIONAL PACKAGE 354 - AVAILABLE ON 1000/2000 PRODUCT FAMILIES WITH VOCATIONAL MODELS RDS, EVS, HS, MH, PTS AND SPS
84B-003	ALLISON VOCATIONAL RATING FOR FIRE TRUCK/EMERGENCY VEHICLE APPLICATIONS AVAILABLE WITH ALL PRODUCT FAMILIES
84C-007	PRIMARY MODE GEARS, 6 FORWARD GEARS WITH MANUAL SELECTION FOR 3, 2 AND 1, AVAILABLE FOR 1000/2000 PRODUCT FAMILIES ONLY
84E-000	PRIMARY SHIFT SCHEDULE RECOMMENDED BY DTNA AND ALLISON, THIS DEFINED BY ENGINE AND VOCATIONAL USAGE

84F-000	SECONDARY SHIFT SCHEDULE RECOMMENDED BY DTNA AND ALLISON, THIS DEFINED BY ENGINE AND VOCATIONAL USAGE
84G-000	PRIMARY SHIFT SPEED RECOMMENDED BY DTNA AND ALLISON, THIS DEFINED BY ENGINE AND VOCATIONAL USAGE
84H-000	SECONDARY SHIFT SPEED RECOMMENDED BY DTNA AND ALLISON, THIS DEFINED BY ENGINE AND VOCATIONAL USAGE
84L-000	LOAD BASED SHIFT SCHEDULE AND VEHICLE ACCELERATION CONTROL RECOMMENDED BY DTNA AND ALLISON, THIS DEFINED VOCATIONAL USAGE
84N-000	NEUTRAL AT STOP - DISABLED, FUELSENSE - DISABLED
84U-000	DRIVER SWITCH INPUT - DEFAULT - NO SWITCHES
84V-998	TCU-DIRECTION CHNG,NOT CONFIGURED
84M-998	TCU-PUMP MODE OPTION NOT CONFIGURED
85B-998	TCU-RANGE INDICATION NOT CONFIGURED
353-026	VEHICLE INTERFACE WIRING CONNECTOR WITH PDM AND NO BLUNT CUTS, AT BACK OF CAB
34C-001	ELECTRONIC TRANSMISSION CUSTOMER ACCESS CONNECTOR FIREWALL MOUNTED
362-1BV	CUSTOMER INSTALLED CHELSEA 270 SERIES PTO
363-001	PTO MOUNTING, LH SIDE OF MAIN TRANSMISSION
341-018	MAGNETIC PLUGS, ENGINE DRAIN, TRANSMISSION DRAIN, AXLE(S) FILL AND DRAIN
345-073	DASH MOUNTED T-HANDLE CABLE SHIFT CONTROL WITH PARK BRAKE POSITION
97G-006	TRANSMISSION PROGNOSTICS - DISABLED (N/A) 2013, FOR USE IN 1000/2000 ONLY
370-015	WATER TO OIL TRANSMISSION COOLER, IN RADIATOR END TANK
346-001	TRANSMISSION OIL CHECK AND FILL
35T-001	SYNTHETIC TRANSMISSION FLUID (TES-295 COMPLIANT)

#### Front Axle and Equipment

400-1A5	DETROIT DA-F-10.0-3 10,000# FF1 71.5 KPI/3.74 DROP SINGLE FRONT AXLE
402-021	MERITOR 15X5 Q+ CAST SPIDER CAM FRONT BRAKES, DOUBLE ANCHOR, FABRICATED SHOES

403-026	FIRE AND EMERGENCY SEVERE SERVICE, NON-ASBESTOS FRONT LINING
419-023	CONMET CAST IRON FRONT BRAKE DRUMS
409-006	FRONT OIL SEALS
408-001	VENTED FRONT HUB CAPS WITH WINDOW, CENTER AND SIDE PLUGS - OIL
416-022	STANDARD SPINDLE NUTS FOR ALL AXLES
405-002	MERITOR AUTOMATIC FRONT SLACK ADJUSTERS
536-050	TRW THP-60 POWER STEERING
539-003	POWER STEERING PUMP
534-015	2 QUART SEE THROUGH POWER STEERING RESERVOIR
40T-002	SYNTHETIC 75W-90 FRONT AXLE LUBE

#### Front Suspension

620-062	10,000# TAPERLEAF FRONT SUSPENSION
619-005	MAINTENANCE FREE RUBBER BUSHINGS - FRONT SUSPENSION
* 62G-007	355MM FRONT SUSPENSION WHEEL HEIGHT
62H-998	NO FRONT SUSPENSION SPRING BRACKET OPTIONS
410-001	FRONT SHOCK ABSORBERS

#### Rear Axle and Equipment

420-1GH	DETROIT DA-RS-17.5-4 17,500# R-SERIES SINGLE REAR AXLE
421-430	4.30 REAR AXLE RATIO
424-001	IRON REAR AXLE CARRIER WITH STANDARD AXLE HOUSING
386-079	MXL 16T MERITOR EXTENDED LUBE MAIN DRIVELINE WITH HALF ROUND YOKES
393-998	NO DRIVELINE GUARD
423-028	MERITOR 15X8.62 Q+ CAST SPIDER CAM REAR BRAKES, DOUBLE ANCHOR, FABRICATED SHOES
433-025	FIRE AND EMERGENCY SEVERE SERVICE NON-ASBESTOS REAR BRAKE LINING
434-005	BRAKE CAMS AND CHAMBERS ON FORWARD SIDE OF DRIVE AXLE(S) WITH AUXILIARY SUPPORT BRACKETS
451-023	CONMET CAST IRON REAR BRAKE DRUMS
440-006	REAR OIL SEALS
426-1B2	BENDIX EVERSURE LONGSTROKE 1-DRIVE AXLE SPRING PARKING CHAMBERS
428-003	HALDEX AUTOMATIC REAR SLACK ADJUSTERS
41T-002	SYNTHETIC 75W-90 REAR AXLE LUBE

#### Rear Suspension

*	622-1CX	AIRLINER 12,000# REAR SUSPENSION
	621-046	AIRLINER MID POSITION RIDE HEIGHT
	431-007	STANDARD U-BOLT PAD WITH U-BOLTS EXTENDED 1.00" LONGER THAN STANDARD
	888-077	IGNITION CONTROLLED ELECTRIC DUMP SWITCH FOR AIR SUSPENSION WITH STATE RETENTION
	87D-012	REAR AIR SUSPENSION DUMP VALVE AUTOFILL >5 MPH WITH INDICATOR LIGHT
	910-009	DUAL INSTANT RESPONSE REAR SUSPENSION LEVELING VALVES WITH PING TANK AND RESERVE TANK FOR 10/12/15,000# AIRLINER
	623-002	TRANSVERSE CONTROL RODS
	439-004	REAR SHOCK ABSORBERS - ONE AXLE (AIR RIDE SUSPENSION)

#### Brake System

	018-002	AIR BRAKE PACKAGE
	490-101	WABCO 4S/4M ABS WITH TRACTION CONTROL
	871-001	REINFORCED NYLON, FABRIC BRAID AND WIRE BRAID CHASSIS AIR LINES
	904-001	FIBER BRAID PARKING BRAKE HOSE
	412-001	STANDARD BRAKE SYSTEM VALVES
	46D-002	STANDARD AIR SYSTEM PRESSURE PROTECTION SYSTEM
	413-002	STD U.S. FRONT BRAKE VALVE
	432-003	RELAY VALVE WITH 5-8 PSI CRACK PRESSURE, NO REAR PROPORTIONING VALVE
	480-083	WABCO SS-1200 PLUS AIR DRYER WITH INTEGRAL AIR GOVERNOR AND HEATER
	479-015	AIR DRYER FRAME MOUNTED
	460-008	STEEL AIR BRAKE RESERVOIRS MOUNTED INSIDE RAIL
	607-1AA	CLEAR FRAME BOTH RAILS (A) FROM TRANSMISSION PTO OPENING TO MINIMUM 30 INCHES BACK OF CAB (INSIDE/BELOW) AND (B) FROM BACK OF CAB TO REAR SUSPENSION (OUTBOARD)
	477-006	BW DV-2 AUTO DRAIN VALVE WITHOUT HEATER ON ALL TANK(S)

#### Trailer Connections

	335-004	UPGRADED CHASSIS MULTIPLEXING UNIT
	32A-002	UPGRADED BULKHEAD MULTIPLEXING UNIT
	30L-998	NO HIGH CURRENT TRAILER/BODY CABLE

#### Wheelbase & Frame

	545-415	4150MM (163 INCH) WHEELBASE
--	---------	-----------------------------

546-100	11/32X3-1/2X10-3/16 INCH STEEL FRAME (8.73MMX258.8MM/0.344X10.19 INCH) 120KSI
552-030	1600MM (63 INCH) REAR FRAME OVERHANG
55W-006	FRAME OVERHANG RANGE: 61 INCH TO 70 INCH
AC8-99D	CALC'D BACK OF CAB TO REAR SUSP C/L (CA) : 97.45 in
AE8-99D	CALCULATED EFFECTIVE BACK OF CAB TO REAR SUSPENSION C/L (CA) : 94.45 in
AE4-99D	CALC'D FRAME LENGTH - OVERALL : 255.39
AM6-99D	CALC'D SPACE AVAILABLE FOR DECKPLATE : 97.45 in
FSS-0LH	CALCULATED FRAME SPACE LH SIDE : 106.26 in
FSS-0RH	CALCULATED FRAME SPACE RH SIDE : 86.82 in
553-001	SQUARE END OF FRAME
550-001	FRONT CLOSING CROSSMEMBER
559-001	STANDARD WEIGHT ENGINE CROSSMEMBER
562-001	STANDARD MIDSHIP #1 CROSSMEMBER(S)
572-001	STANDARD REARMOST CROSSMEMBER
565-001	STANDARD SUSPENSION CROSSMEMBER

#### Chassis Equipment

556-1AR	THREE-PIECE 14 INCH CHROMED STEEL BUMPER WITH COLLAPSIBLE ENDS
558-001	FRONT TOW HOOKS - FRAME MOUNTED
574-001	BUMPER MOUNTING FOR SINGLE LICENSE PLATE
586-024	FENDER AND FRONT OF HOOD MOUNTED FRONT MUDFLAPS
551-007	GRADE 8 THREADED HEX HEADED FRAME FASTENERS
489-998	NO TIRE PRESSURE CONTROL/SENSOR

#### Fuel Tanks

204-217	34 GALLON/128 LITER SHORT RECTANGULAR ALUMINUM FUEL TANK - LH
218-005	RECTANGULAR FUEL TANK(S)
215-004	POLISHING OF FUEL/HYDRAULIC TANK(S) WITH PAINTED BANDS
212-007	FUEL TANK(S) FORWARD
664-001	PLAIN STEP FINISH
205-001	FUEL TANK CAP(S)
122-1J1	DETROIT FUEL/WATER SEPARATOR WITH WATER IN FUEL SENSOR, HAND PRIMER AND 12 VOLT PREHEATER
216-020	EQUIFLO INBOARD FUEL SYSTEM

202-016 HIGH TEMPERATURE REINFORCED  
NYLON FUEL LINE

**Tires**

093-0E5 MICHELIN XZE 245/70R19.5 16 PLY  
RADIAL FRONT TIRES  
094-1FT MICHELIN XDS2 245/70R19.5 16 PLY  
RADIAL REAR TIRES

**Hubs**

418-060 CONMET PRESET PLUS PREMIUM IRON  
FRONT HUBS  
450-060 CONMET PRESET PLUS PREMIUM IRON  
REAR HUBS

**Wheels**

502-1E5 ALCOA 77362X 19.5X7.50 10-HUB PILOT  
5.23 INSET ALUMINUM DISC FRONT  
WHEELS  
505-1E5 ALCOA 77362X 19.5X7.50 10-HUB PILOT  
ALUMINUM DISC REAR WHEELS  
524-001 POLISHED FRONT WHEELS; OUTSIDE  
ONLY  
525-001 POLISHED REAR WHEELS; OUTSIDE OF  
OUTER WHEELS ONLY  
50W-998 NO RIM/WHEEL TIRE PRESSURE  
SENSOR  
496-011 FRONT WHEEL MOUNTING NUTS  
497-011 REAR WHEEL MOUNTING NUTS

**Cab Exterior**

829-071 106 INCH BBC FLAT ROOF ALUMINUM  
CONVENTIONAL CAB  
650-008 AIR CAB MOUNTING  
678-018 LH AND RH EXTERIOR GRAB HANDLES  
WITH SINGLE RUBBER INSERT  
646-023 HOOD MOUNTED CHROMED PLASTIC  
GRILLE  
65X-003 CHROME HOOD MOUNTED AIR INTAKE  
GRILLE  
644-004 FIBERGLASS HOOD  
690-017 HOOD LINER, ADDED FIREWALL AND  
FLOOR HEAT INSULATION  
727-1B0 DUAL 25 INCH ROUND STUTTER TONE  
HOOD MOUNTED AIR HORNS  
726-002 DUAL ELECTRIC HORNS  
728-002 DUAL HORN SHIELDS  
657-1CV DOOR LOCKS AND IGNITION SWITCH  
KEYED THE SAME WITH (4) KEYS  
575-001 REAR LICENSE PLATE MOUNT END OF  
FRAME  
312-038 INTEGRAL HEADLIGHT/MARKER  
ASSEMBLY WITH CHROME BEZEL  
302-047 LED AERODYNAMIC MARKER LIGHTS  
311-003 DAYTIME RUNNING LIGHTS WITH  
ROCKER/TOGGLE MOMENTARY  
INTERRUPTER SWITCH  
294-017 INTEGRAL STOP/TAIL/BACKUP LIGHTS  
WITH 7 EXTRA FEET OF WIRE  
MOUNTED AT END OF FRAME

300-015	STANDARD FRONT TURN SIGNAL LAMPS
744-1BC	DUAL WEST COAST BRIGHT FINISH HEATED MIRRORS WITH LH AND RH REMOTE
797-001	DOOR MOUNTED MIRRORS
796-001	102 INCH EQUIPMENT WIDTH
743-204	LH AND RH 8 INCH BRIGHT FINISH CONVEX MIRRORS MOUNTED UNDER PRIMARY MIRRORS
729-001	STANDARD SIDE/REAR REFLECTORS
677-016	DUAL LEVEL CAB ENTRY STEPS ON BOTH SIDES
768-998	NO REAR WINDOW
661-004	TINTED DOOR GLASS LH AND RH WITH TINTED OPERATING WING WINDOWS
654-027	RH AND LH ELECTRIC POWERED WINDOWS, PASSENGER SWITCHES ON DOOR(S)
663-013	TINTED WINDSHIELD
659-019	2 GALLON WINDSHIELD WASHER RESERVOIR WITHOUT FLUID LEVEL INDICATOR, FRAME MOUNTED

#### Cab Interior

707-1AM	OPAL GRAY CLOTH INTERIOR
706-026	MOLDED PLASTIC DOOR PANEL WITHOUT VINYL INSERT WITH ALUMINUM KICKPLATE LOWER DOOR
708-026	MOLDED PLASTIC DOOR PANEL WITHOUT VINYL INSERT WITH ALUMINUM KICKPLATE LOWER DOOR
772-006	BLACK MATS WITH SINGLE INSULATION
785-004	DASH MOUNTED ASH TRAY(S) WITHOUT LIGHTER
691-008	FORWARD ROOF MOUNTED CONSOLE WITH UPPER STORAGE COMPARTMENTS WITHOUT NETTING IN DASH STORAGE BIN
694-010	(2) CUP HOLDERS LH AND RH DASH
742-007	GRAY/CHARCOAL FLAT DASH
680-006	SMART SWITCH EXPANSION MODULE
860-004	HEATER, DEFROSTER AND AIR CONDITIONER
700-002	STANDARD HVAC DUCTING WITH SNOW SHIELD FOR FRESH AIR INTAKE
701-008	MAIN HVAC CONTROLS WITH RECIRCULATION SWITCH
170-015	STANDARD HEATER PLUMBING
130-036	(1) DENSO HEAVY DUTY AND (1) SANDEN COMPACT REFRIGERANT COMPRESSORS
702-002	BINARY CONTROL, R-134A
739-034	PREMIUM INSULATION
285-013	SOLID-STATE CIRCUIT PROTECTION AND FUSES
280-007	12V NEGATIVE GROUND ELECTRICAL SYSTEM

324-014	DOME LIGHT WITH 3-WAY SWITCH ACTIVATED BY LH AND RH DOORS
655-005	LH AND RH ELECTRIC DOOR LOCKS
284-101	(1) 12V POWER SUPPLY (1) DUAL 2.1 AMP USB CHARGER IN DASH
756-1J3	BASIC HIGH BACK AIR SUSPENSION DRIVER SEAT WITH MECHANICAL LUMBAR AND INTEGRATED CUSHION EXTENSION
760-1J3	BASIC HIGH BACK AIR SUSPENSION PASSENGER SEAT WITH MECHANICAL LUMBAR AND INTEGRATED CUSHION EXTENSION
759-005	DUAL DRIVER AND PASSENGER SEAT ARMRESTS
711-004	LH AND RH INTEGRAL DOOR PANEL ARMRESTS
758-014	BLACK CORDURA PLUS CLOTH DRIVER SEAT COVER
761-014	BLACK CORDURA PLUS CLOTH PASSENGER SEAT COVER
763-101	BLACK SEAT BELTS
532-002	ADJUSTABLE TILT AND TELESCOPING STEERING COLUMN
540-015	4-SPOKE 18 INCH (450MM) STEERING WHEEL
765-002	DRIVER AND PASSENGER INTERIOR SUN VISORS

#### Instruments & Controls

732-004	GRAY DRIVER INSTRUMENT PANEL
734-004	GRAY CENTER INSTRUMENT PANEL
870-001	BLACK GAUGE BEZELS
486-001	LOW AIR PRESSURE INDICATOR LIGHT AND AUDIBLE ALARM
840-002	2 INCH PRIMARY AND SECONDARY AIR PRESSURE GAUGES
198-003	DASH MOUNTED AIR RESTRICTION INDICATOR WITH GRADUATIONS
149-013	ELECTRONIC CRUISE CONTROL WITH SWITCHES IN LH SWITCH PANEL
156-007	KEY OPERATED IGNITION SWITCH AND INTEGRAL START POSITION; 4 POSITION OFF/RUN/START/ACCESSORY
811-042	ICU3S, 132X48 DISPLAY WITH DIAGNOSTICS, 28 LED WARNING LAMPS AND DATA LINKED
160-038	HEAVY DUTY ONBOARD DIAGNOSTICS INTERFACE CONNECTOR LOCATED BELOW LH DASH
844-001	2 INCH ELECTRIC FUEL GAUGE
856-001	ELECTRICAL ENGINE COOLANT TEMPERATURE GAUGE
864-001	2 INCH TRANSMISSION OIL TEMPERATURE GAUGE
830-017	ENGINE AND TRIP HOUR METERS INTEGRAL WITHIN DRIVER DISPLAY



372-068	(1) DASH MOUNTED PTO SWITCH WITH INDICATOR LAMP WITH PDI MODIFICATION TO INCREASE ENGINE RPM TO HIGH IDLE WHEN PTO IS ENGAGED FOR CUSTOMER INSTALLED PTO
49B-004	ENHANCED STABILITY CONTROL
73B-998	NO LANE DEPARTURE WARNING SYSTEM
852-002	ELECTRIC ENGINE OIL PRESSURE GAUGE
746-1B4	AM/FM/WB WORLD TUNER RADIO WITH CD PLAYER, BLUETOOTH, IPOD INTERFACE, USB AND AUXILIARY INPUTS, J1939
747-001	DASH MOUNTED RADIO
750-002	(2) RADIO SPEAKERS IN CAB
753-001	AM/FM ANTENNA MOUNTED ON FORWARD LH ROOF
810-027	ELECTRONIC MPH SPEEDOMETER WITH SECONDARY KPH SCALE, WITHOUT ODOMETER
817-001	STANDARD VEHICLE SPEED SENSOR
812-001	ELECTRONIC 3000 RPM TACHOMETER
813-998	NO VEHICLE PERFORMANCE MONITOR
8D1-998	NO DETROIT CONNECT SERVICES SELECTED
8Z1-998	NO ZONAR SERVICES SELECTED
162-011	IDLE LIMITER, ELECTRONIC ENGINE
* 87P-001	CAB AUXILIARY POWER CABLE
264-014	(2) FOOT SWITCHES: (1) OFFICER AIR HORN AND (1) DRIVER AIR HORN
836-015	DIGITAL VOLTAGE DISPLAY INTEGRAL WITH DRIVER DISPLAY
660-008	SINGLE ELECTRIC WINDSHIELD WIPER MOTOR WITH DELAY
304-001	MARKER LIGHT SWITCH INTEGRAL WITH HEADLIGHT SWITCH
882-017	ONE VALVE PARKING BRAKE SYSTEM WITH SHIFTER CONTROLLED AUTOPARK AND WARNING INDICATOR
299-013	SELF CANCELING TURN SIGNAL SWITCH WITH DIMMER, WASHER/WIPER AND HAZARD IN HANDLE
298-039	INTEGRAL ELECTRONIC TURN SIGNAL FLASHER WITH HAZARD LAMPS OVERRIDING STOP LAMPS
869-998	NO MISCELLANEOUS GAUGES

**Design**

065-000	PAINT: ONE SOLID COLOR
---------	------------------------

**Color**

980-4K5	CAB COLOR A: L3761EB FLAME RED ELITE BC
986-020	BLACK, HIGH SOLIDS POLYURETHANE CHASSIS PAINT
98K-998	NO FUEL TANK CABINET PAINT
963-003	STANDARD E COAT/UNDERCOATING

**Certification / Compliance**

996-001 U.S. FMVSS CERTIFICATION, EXCEPT  
SALES CABS AND GLIDER KITS

**Secondary Factory Options**

998-032 CORPORATE PDI CENTER OPTION  
INSTALLATION/MODIFICATION ONLY  
\* 999-006 CHASSIS IS HIGHER AT FRONT THAN  
AT REAR;SLOPE > 0.5%; DEALER  
ADVISED AND ACCEPTS

**Sales Programs**

NO SALES PROGRAMS HAVE BEEN  
SELECTED

PMU-017 2016 OBD/2010 EPA/CARB/GHG17 ESCALATOR  
RD1-998 NO DETROIT CONNECT SERVICE SELECTED  
RZ1-998 NO ZONAR SERVICE SELECTED  
P73-2FT STANDARD DESTINATION CHARGE

**Extended Warranty**

WAG- TOWING: 3 YEARS/UNLIMITED MILES/KM EXTENDED  
012 TOWING COVERAGE \$550 CAP FEX APPLIES

**M2 106 CONVENTIONAL CHASSIS**

SET BACK AXLE - TRUCK  
CUM B6.7 250 HP @ 2400 RPM, 2600 GOV, 660  
LB/FT @ 1600 RPM  
ALLISON 2500 EVS AUTOMATIC  
TRANSMISSION WITH PTO PROVISION  
DETROIT DA-RS-17.5-4 17,500# R-SERIES  
SINGLE REAR AXLE  
AIRLINER 12,000# REAR SUSPENSION  
DETROIT DA-F-10.0-3 10,000# FF1 71.5 KPI/3.74  
DROP SINGLE FRONT AXLE  
10,000# TAPERLEAF FRONT SUSPENSION  
106 INCH BBC FLAT ROOF ALUMINUM  
CONVENTIONAL CAB  
4150MM (163 INCH) WHEELBASE  
11/32X3-1/2X10-3/16 INCH STEEL FRAME  
(8.73MMX258.8MM/0.344X10.19 INCH)  
120KSI  
1600MM (63 INCH) REAR FRAME OVERHANG

**Cab/Chassis:**

1. A 2018 OR NEWER FREIGHTLINER M2 cab/chassis single cab
2. Exhaust routed to the left side of the body forward of the rear wheels and shall be equipped with a Plymovent system with exhaust adapter and magnetic collar.
3. Aluminum tread plate shall be installed over the fuel tank and the battery box. The covers are to have steps attached to them to access and egress the driver side and passenger side of the cab.
4. Special note: The vehicle fuel tank shall be full upon vehicle delivery.

**Auto Chains:**

1. One (1) pair of "On Spot" automatic tire chains shall be provided at the rear with switch on cab instrument panel.

**Chassis Paint:**

1. The chassis manufacturer shall apply to the chassis red paint. The paint number is FLNA3235. The ambulance manufacturer shall apply the same color so that both chassis and module match.
2. The inside of the front fenders shall be painted black.

**Console:**

1. A cab electrical switch panel for the converter added components shall be installed on a fixed base. It shall be mounted on the center console in a position that is easy for the driver to reach.

**MODULE SPECIFICATIONS**

**I. ADDITIONAL CAB CHASSIS SPECIFICATIONS**

1. Chassis shall be equipped with an OEM installed rear axle air suspension system. The ambulance manufacturer shall incorporate the OEM override switch in the cab into the overall electrical system and install an additional override switch on the interior face of the rear door to be accessible when standing on the ground when the right rear door is open. The system shall lower the rear of the body any time the left rear door is opened. When the rear door is closed, the suspension shall automatically raise the suspension to its preset transport level. When either override switch is activated the suspension shall remain inflated when the streetside rear door is opened. A flashing indicator light installed on the front console shall illuminate anytime the air ride is in the "down" position.

DOES YOUR PROPOSAL COMPLY EXACTLY AS WRITTEN? Yes(✓) No( )

2. Two (2) Boles #BB-B642-7 lighted bumper guides shall be installed on the chassis.
3. The chassis shall be provided with the OEM Ambulance Prep Package and Compliance Stickers.
4. All interior dome lights within the cab headliner shall have red dome lighting for the front and rear seated positions.
5. The (2) chassis batteries shall be located behind the driver's side running board and (1) additional battery shall be located on a slide out tray at the bottom section of the R4 compartment. All batteries shall be capable of being charged via the onboard alternating system and the onboard battery charger.
6. The fuel tank and driver's battery boxes shall have a fabricated diamond plate aluminum step cover with grip strut surface steps installed over it.

7. A Pro-Vision camera system connected to a 7" color monitor located in the cab (in headliner between the visors) shall be supplied and installed. The camera system shall provide rear viewing of the exterior and shall automatically operate anytime the transmission is placed in reverse.
8. A set of heavy-duty black polypropylene (minimum 1/4" thick) grooved anti-sail style mud flaps shall be installed behind the rear wheels. The mud flaps shall have an aluminum diamond-plate panel installed at the lower edge with the words "LEXINGTON FIRE" cut out of the panels
9. The side steps to the chassis shall be enclosed between the upper and lower steps as well as between the two sets of steps on each side of the cab with diamond plate aluminum. The final design shall be approved by the purchaser.

DOES YOUR PROPOSAL COMPLY EXACTLY AS WRITTEN?

Yes(✓) No( )

10. The chassis shall be equipped with electrically operated door locks. All chassis and modular body entry door locks shall operate together via the cab door panel switches and switches located in the patient compartment, one (1) at the curbside wall near the side entry door, one (1) located on the interior side of the rear door panel. There shall be in addition to the previously mentioned switches, a switch located and hidden within the grill of the chassis.

DOES YOUR PROPOSAL COMPLY EXACTLY AS WRITTEN?

Yes(✓) No( )

## II. CHASSIS ELECTRICAL:

1. The master switch panel in the cab shall provide switches for the following:

Emergency Warning Lights (Primary/Secondary)

Horn/Siren

Front Lightbar

Rear Lightbar

Aux Lights

Wig/Wag Lights

Left Scene Lights

Right Scene Lights

Rear Load Lights

Squad Bench Dome Lights (Low Intensity)

Neutral Safety Override

Kussmaul Sequencer Master Switch

Master Module Power

Any additional switches that may be needed as a result of the overall design shall determined by the Manufacturer's Engineering and approved by the Purchaser.

DOES YOUR PROPOSAL COMPLY EXACTLY AS WRITTEN?

Yes(✓) No( )

2. Separate color-code door-open warning lights shall be provided for the personnel doors and exterior compartment doors on the module. The door open warning lights shall flash whenever any door is opened. The indicator light shall be a minimum of 2.5" in diameter and located in a place highly visible to the driver. The final location shall be determined at the Pre-Construction meeting. In addition to the flashing red light on the dash, there shall be a visual indicator panel located on the cab console that informs the crew of which door is opened.

DOES YOUR PROPOSAL COMPLY EXACTLY AS WRITTEN?

Yes(✓) No( )

3. An aluminum fabricated cab console (per the design and requirements as defined at Pre-Construction) shall be installed in the cab between the front bucket seats. The console shall be capable of holding the Lexington equipment such as map books, two cup holders, etc. The successful bidder shall also install two (2) Lexington Fire provided flashlights installed on the aft end of the cab console that shall be hardwired. Pre-wire with a battery powered 14 gauge positive and negative at the front console for a future laptop computer mount. The final design must be signed for and approved by Lexington Fire.

DOES YOUR PROPOSAL COMPLY EXACTLY AS WRITTEN? Yes() No( )

4. An SAE J994 "B rated" audible warning device (reverse alarm) shall be provided and activated when the vehicle is shifted into reverse gear. The alarm will have a minimum rating of at least 107 dB (+/-4 dB) @ 4 feet. No "defeat" switch will be installed so vehicle operation will comply with OSHA regulations. This alarm is supplied and installed by the chassis manufacturer.

DOES YOUR PROPOSAL COMPLY EXACTLY AS WRITTEN? Yes() No( )

5. There shall be 200-amp rated digital display combination ammeter/voltmeter installed on the front console. The ammeter shall incorporate a TSD-brand Hall Effect Sensor.

DOES YOUR PROPOSAL COMPLY EXACTLY AS WRITTEN? Yes() No( )

6. The engine high idle shall be set so that when the vehicle is in a stationary condition with the park brake applied and the transmission selector placed in "PARK" the engine idle shall be high enough to sustain the vehicle's total continuous electrical load, and maximum heating/air conditioning output. The device shall automatically disengage when any of the following actions take place: a) when the brake is applied, b) the park brake is disengaged, c) the transmission selector is placed in any position other than "PARK".

DOES YOUR PROPOSAL COMPLY EXACTLY AS WRITTEN? Yes() No( )

### III. MODULAR BODY

1. It is the intention of this Purchaser to acquire a vehicle body with a maximum of longevity, durability, and safety in mind. An anticipated renewable service life of twenty-five or more years is mandatory for purposes intended of remounting the module repeatedly. Therefore, the following shall be considered as minimum acceptable requirements to achieve these goals. One primary construction requirement is that the modular body is manufactured with all-aluminum, all-welded construction. There will be four vertical and four roof corner extrusions of solid extruded aluminum. Modular bodies that do not utilize an extruded aluminum framework including extruded tubing corners such as described will not be acceptable due to their lack of structural rigidity and high accident repair cost. No rivets, screws, liquid adhesive, tape, or other similar fastening methods shall be used for the attachment of any structural member or sheets. No "bonded" or "glued" exterior sheet metal body panels or doors will be accepted due to the lack of long-term structural integrity of this method of attachment.

DOES YOUR PROPOSAL COMPLY EXACTLY AS WRITTEN? Yes() No( )

2. For optimum safety of personnel and durability, the module structure (including roof and sidewall surfaces) shall be of fully-welded all aluminum construction. MIG welding and pulse welding technology will be used to fabricate an integral structure utilizing the following elements to form a rigid six (6) sided cage using corner extrusions that are a full 1/4" thick solid extruded aluminum without internal slots or spaces. The only exception to pulse welding shall be the welding of heavy bar stock, which shall be MIG welded only.

DOES YOUR PROPOSAL COMPLY EXACTLY AS WRITTEN? Yes() No( )

3. Interior length of the patient compartment shall be a nominal 150.5" from the front bulkhead partition to the inside of the rear entry doors.

DOES YOUR PROPOSAL COMPLY EXACTLY AS WRITTEN? Yes  No ( )

4. The total module width shall be 96" outside to outside excluding mirrors and lights.

DOES YOUR PROPOSAL COMPLY EXACTLY AS WRITTEN? Yes  No ( )

5. The total module width inside shall be at least 91.5".

DOES YOUR PROPOSAL COMPLY EXACTLY AS WRITTEN? Yes  No ( )

6. The height of the module at curb weight shall not exceed 115".

DOES YOUR PROPOSAL COMPLY EXACTLY AS WRITTEN? Yes  No ( )

7. Interior headroom in the patient compartment shall be at least 72".

DOES YOUR PROPOSAL COMPLY EXACTLY AS WRITTEN? Yes  No ( )

8. The total vehicle length shall not exceed 335 inches, including the rear step. The modular body length outside to outside shall be no less than 160".

DOES YOUR PROPOSAL COMPLY EXACTLY AS WRITTEN? Yes  No ( )

9. A pie-shaped tubular aluminum extrusion ¼" solid thickness with a 2.25" outside radius shall be used for all vertical corners of the module and also include all four sides of the roof perimeter. The extrusion shall have an integral panel external groove for the interior aluminum panels. The exterior walls shall fit into a recessed groove in the front face of the extrusion and be continuously MIG welded to the corner extrusion. The walls shall also be intermittently welded with 1" welds approximately every 4-8" on the interior surface where the wall and extrusion meet. The two sidewalls shall have a minimum thickness of .125" with flat surfaces to allow for a full 2" welded joint with sidewall and roof extrusions. When finished, the extrusion and exterior aluminum sheet walls shall exhibit a smooth seamless appearance. The extrusion shall be 6061-T6 high strength aluminum alloy. No surface metal shall be bent, brake-formed, or welded to form the corners of the module.

DOES YOUR PROPOSAL COMPLY EXACTLY AS WRITTEN? Yes  No ( )

10. Streetside wall frame shall incorporate doorway extrusions of 6063-T5 high strength aluminum alloy, with an integral solid rib .375" thick x .75" wide, extending as one uninterrupted piece forming bottom of the wall to the top where possible and welded to the adjacent perimeter extrusion along with horizontal sections of the same extrusions that will form 4-sided framework for each exterior doorframe. Vertical and horizontal beams of 2" x 2" x .125" thick 6063-T52 high strength aluminum alloy tubular extrusion; shall also be used where applicable to provide additional structural integrity and welded to the adjacent perimeter extrusions when necessary.

DOES YOUR PROPOSAL COMPLY EXACTLY AS WRITTEN? Yes  No ( )

11. The roof frame shall consist of 2" x 2" x .125" thick 6063-T52 high strength tubular aluminum alloy extrusions extending transversely for the full width of the roof that are welded to the upper perimeter extrusions. Two (2) 2" x 1" x .125" thick 6063-T52 high strength tubular aluminum alloy extrusions extending longitudinally for the full length of the roof forming a centerline trough at ceiling level below the transverse extrusions.

DOES YOUR PROPOSAL COMPLY EXACTLY AS WRITTEN? Yes() No( )

12. The rear wall frame shall have vertical and horizontal doorway extrusions of 6063-T5 high strength aluminum alloy, 2.125" x 1.375" x .125" thick with an integral solid rib .375" thick x .75" wide. These extrusions shall be welded to adjacent perimeter extrusions to form the framework for the rear door opening.

DOES YOUR PROPOSAL COMPLY EXACTLY AS WRITTEN? Yes() No( )

13. The front wall frame shall consist of 2" x 2" x .125" thick 6063-T52 high strength aluminum alloy tubular extrusions welded to the upper and lower perimeter extrusions.

DOES YOUR PROPOSAL COMPLY EXACTLY AS WRITTEN? Yes() No( )

14. Each exterior wall shall be fabricated from outer panels of 5052-H32 corrosion resistant, marine grade aluminum plate, .125" thick.

DOES YOUR PROPOSAL COMPLY EXACTLY AS WRITTEN? Yes() No( )

15. The aluminum panels on the exterior walls shall be pulse-welded to each frame member at intervals of not more than 8" to assure a lifetime rattle-free and rigid structure. The use of adhesives, tape, rivets or other fasteners is considered unreliable due to its lack of "shear" strength and therefore is not acceptable.

DOES YOUR PROPOSAL COMPLY EXACTLY AS WRITTEN? Yes() No( )

16. The roof shall be fabricated from a single panel of 5052-H32 corrosion resistant, marine grade aluminum plate, minimum of .125" thick. Use of multiple sheet roofs is not acceptable due to potential leaking problems and lack of structural integrity. Crowned roofs are not acceptable since the design places undue stress on the roof perimeter when force is applied.

DOES YOUR PROPOSAL COMPLY EXACTLY AS WRITTEN? Yes() No( )

17. The corner extrusions of the walls and roof shall be 100% peripheral welded externally and skip welded internally 1" every 8" to 12" to the .125" thick aluminum exterior panels and the corner castings, forming an extremely strong, durable structure. Spot-welding or skip welding externally is not acceptable.

DOES YOUR PROPOSAL COMPLY EXACTLY AS WRITTEN? Yes() No( )

18. No plywood, particleboard, Masonite, chipboard or other wood products are to be used in any portion of the ambulance conversion.

DOES YOUR PROPOSAL COMPLY EXACTLY AS WRITTEN? Yes() No( )

**A. MODULE FLOOR CONSTRUCTION**

1. The modular floor shall be constructed of ¼" thick multi-ply composite sheet composed of a polyurethane foam core reinforced with continuous and woven fiberglass strands. This floor shall extend from side to side and front to rear. The composite sheet shall have high thermal and acoustic insulation properties and securely attached to the module floor frame. It shall be installed as a single piece whenever possible. When installed, no visible seams or depressions

may show in the floor covering where the composite sheet has been attached to the aluminum framework. The finished floor load height must be 33 inches or less.

DOES YOUR PROPOSAL COMPLY EXACTLY AS WRITTEN? Yes() No( )

2. An aluminum moisture shield of .063" thick (minimum) shall be provided under the floor. The shield shall be fully sealed.

DOES YOUR PROPOSAL COMPLY EXACTLY AS WRITTEN? Yes() No( )

3. A separate heat shield, constructed of 18-gauge (minimum) galvanized or aluminized steel shall be installed between the muffler(s) and the modular body and at any other location where the exhaust system is less than 3" from the module. No aluminum heat shields are permitted as per QVM requirements.

DOES YOUR PROPOSAL COMPLY EXACTLY AS WRITTEN? Yes() No( )

4. Polystyrene plank insulation of 1" thick (minimum) shall be installed between the floor and the .063" thick (minimum) aluminum subfloor to provide additional insulation from heat and noise. In no case shall any insulation be exposed to the bottom of the vehicle (i.e. spray-on insulation.).

DOES YOUR PROPOSAL COMPLY EXACTLY AS WRITTEN? Yes() No( )

5. The exterior floor structure of the module shall be coated with durable automotive grade undercoating applied beneath the moisture shield in accordance with Ford QVM requirements regardless of the specified chassis.

DOES YOUR PROPOSAL COMPLY EXACTLY AS WRITTEN? Yes() No( )

6. The module floor structure shall consist of one (1) 1" x 2" x .125" thick 6063-T52 primary box beam extrusion extending the full interior width of the modular body at the front and 2" x 2" x .125" thick extrusions and 1" x 2" x .125" thick 6063-T52 secondary box beam extrusions installed transversely. Also a special 2" x 1.81" x .125" thick extrusion forming the rear doorframe shall extend across the full width of the module at the rear. In addition, there shall be one (1) 2" x 2" x .125" thick 6063-T52 box beam extrusion on the curbside of the module extending the full length of the body. On the streetside there shall be a 2" x 2" x .125" thick 6063-T52 box beam extrusion extending the full length of the module. The crossmembers shall be welded to sections of 3/4" thick x 3" wide solid aluminum bar installed longitudinally for mounting the module to the chassis framrails. The finished assembly shall be securely welded to the wall structures and exterior compartments forming a unitized modular frame.

DOES YOUR PROPOSAL COMPLY EXACTLY AS WRITTEN? Yes() No( )

7. The floor frame shall be securely welded to each wall with full MIG welds on at least three sides of each joint forming a high strength, durable module.

DOES YOUR PROPOSAL COMPLY EXACTLY AS WRITTEN? Yes() No( )

8. The modular body shall be capable of supporting the entire weight of the fully loaded vehicle on its top or side, if overturned, without separation of joints or permanently deforming roof beams or reinforcements, body posts, doors, stringers, floor, inner linings, outer panels, and other reinforcements. The module body shall be all aluminum and all MIG welded construction to assure compliance with this requirement. The use of any other material, or spot welds, bolts, screws, rivets, or other mechanical fasteners, or any glue, adhesive, or two-sided tape, is not acceptable.

DOES YOUR PROPOSAL COMPLY EXACTLY AS WRITTEN? Yes() No( )